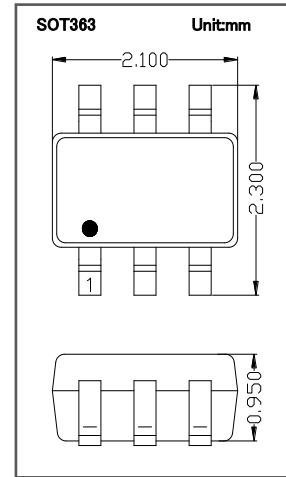
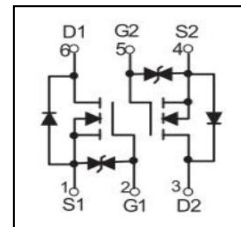


- ◇Epoxy Meets UL 94 V-0 Flammability Rating
- ◇High Density Cell Design For Low $R_{DS(ON)}$
- ◇Voltage Controlled Small Signal Switch
- ◇Rugged And Reliable
- ◇ESD Protected

Device Marking Code	
CJ3134KDW	34K

Equivalent Circuit



Maximum Ratings (Ta = 25 °C)

Symbol	Parameter	Value	Units
V_{DS}	Drain-Source Voltage	20	V
V_{GS}	Gate-Source-Voltage	± 8	V
I_D	Drain Current - Continuous ($t \leq 10s$)	0.75	A
P_d	Total Power Dissipation*	0.15	W
T_J	Junction Temperature	150	$^{\circ}C$
T_{STG}	Storage Temperature	-55 to 150	$^{\circ}C$
$R_{\theta JA}$	Thermal Resistance From Junction To Ambient	833	$^{\circ}C/W$

*Pulse Width Limited By Junction Temperature.

Electrical Characteristics (Ta = 25 °C)

Symbol	Parameter	Test Conditions	Min	Typ	Max	Units
$V_{(BR)DSS}$	Drain-Source Breakdown Voltage	$V_{GS}=0V, I_D=250\mu A$	20			V
$V_{GS(th)}$	Gate-Threshold Voltage ^(Note1)	$V_{DS}=V_{GS}, I_D=250\mu A$	0.3	0.54	1.1	V
I_{GSS}	Gate-Body Leakage Current	$V_{DS}=0V, V_{GS}=\pm 8V$			± 10	μA
I_{DSS}	Zero Gate Voltage Drain Current	$V_{DS}=20V, V_{GS}=0V$			1	μA
$R_{DS(ON)}$	Drain-Source On-Resistance ^(Note1)	$V_{GS}=4.5V, I_D=0.65A$		270	380	m Ω
		$V_{GS}=2.5V, I_D=0.55A$		320	450	
		$V_{GS}=1.8V, I_D=0.45A$		390	800	
V_{SD}	Diode Forward Voltage ^(Note1)	$V_{GS}=0V, I_S=0.15A$			1.2	V
g_{FS}	Forward Transconductance ^(Note1)	$V_{DS}=10V, I_D=0.8A$		1.6		S

Dynamic Characteristics (Note2)

Ciss	Input Capacitance	$V_{DS}=10V$ $V_{GS}=0V$ $f=1MHz$	43	pF
Coss	Output Capacitance		9	
Crss	Reverse Transfer Capacitance		6	

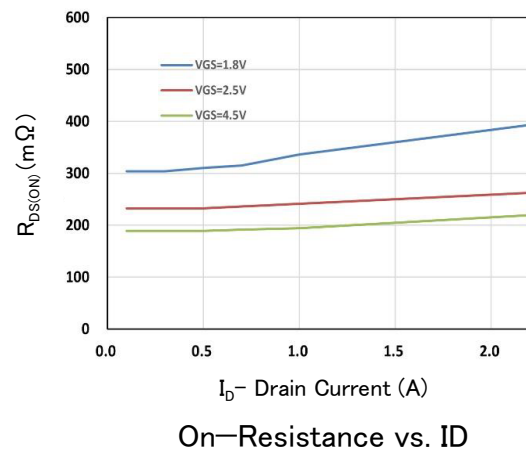
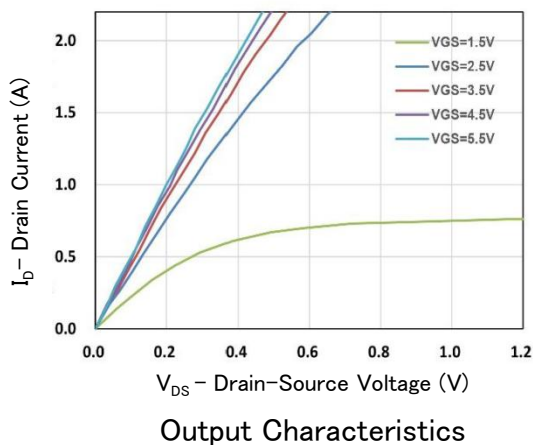
Switching Parameters (Note2)

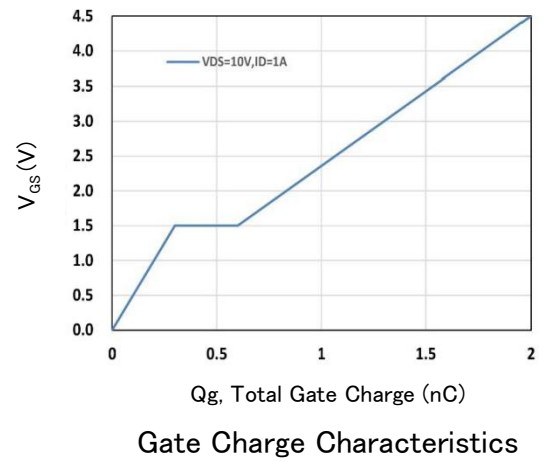
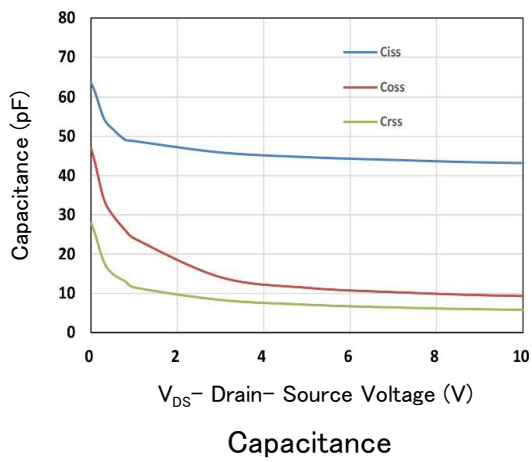
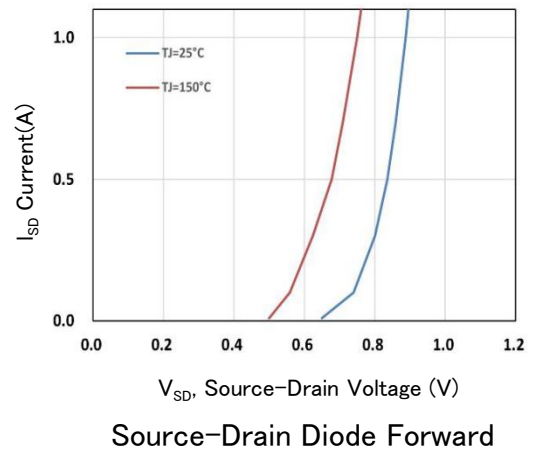
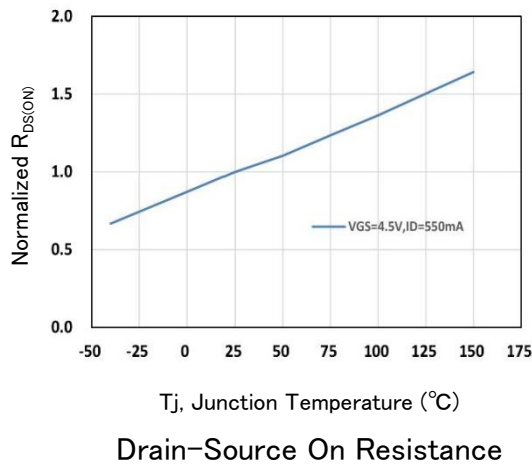
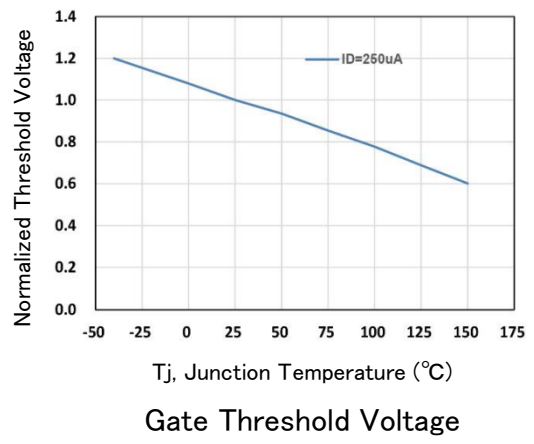
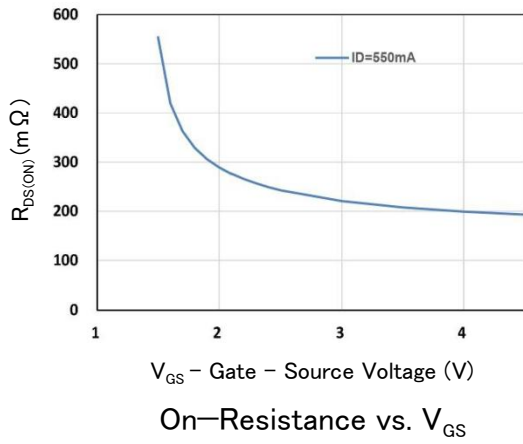
Td(on)	Turn-On Delay Time	$V_{GS}=4.5V, V_{DS}=10V,$ $I_D=2A, R_{GEN}=6\Omega$	1.2	nS
t_r	Turn-On Rise Time		25	
Td(off)	Turn-Off Delay Time		14	
t_f	Turn-Off Fall Time		15	
Qg	Total Gate Charge	$V_{DS}=10V, V_{GS}=4.5V, I_D=1A$	2	nC
Qgs	Gate-Source Charge		0.3	
Qgd	Gate-Drain Charge		0.3	

Notes:

1. Pulse Test: Pulse Width $\leq 300\mu s$, Duty Cycle $\leq 0.5\%$
2. Guaranteed By Design, Not Subject To Production Testing.

Typical Characteristics





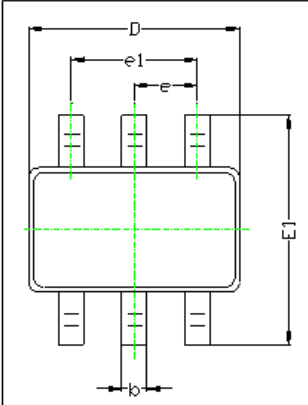
Ordering Information

Device	Package	Shipping	Tape wide	Emboss pitch	Tape specification	Notes
CJ3134KDW	SOT363	Tape & Reel 3000pcs /7" Reel	8mm	4mm	Conductive	

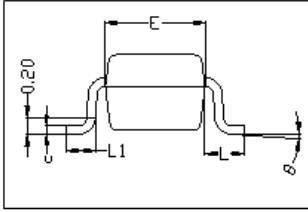
Package Dimensions

Package outline : SOT363

TOP VIEW

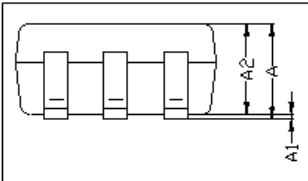


SIDE VIEW

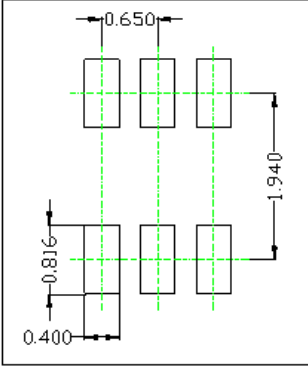


SYMBOL	DIMENSIONS IN MILLIMETER	
	MIN	MAX
A	0.900	1.000
A1	0.000	0.100
A2	0.900	1.000
b	0.150	0.300
c	0.100	0.150
D	2.000	2.200
E	1.150	1.350
E1	2.150	2.400
e	0.650 TYP.	
e1	1.200	1.400
L	0.525 REF.	
L1	0.260	0.450
B	0°	8°

FRONT VIEW



SOLDERING PATTERN



Notice:

- 1 Lead plating: Pb free solder
- 2 Lead thickness includes solder plating
- 3 Lead frame: CAC-5
- 4 Other Tolerance: ± 0.05
- 5 Dimensions are exclusive of Burs, Mold Flash and Tie Bar extrusions
- 6 Unit: mm