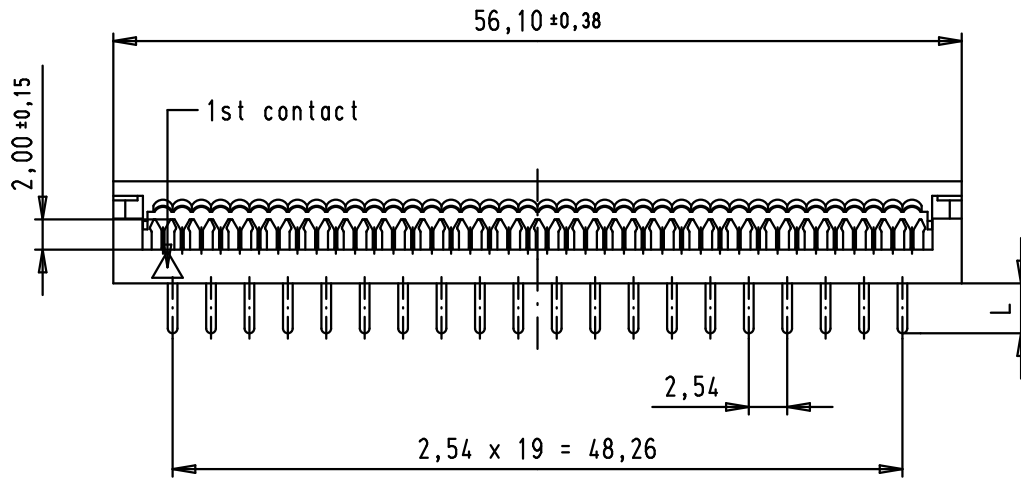
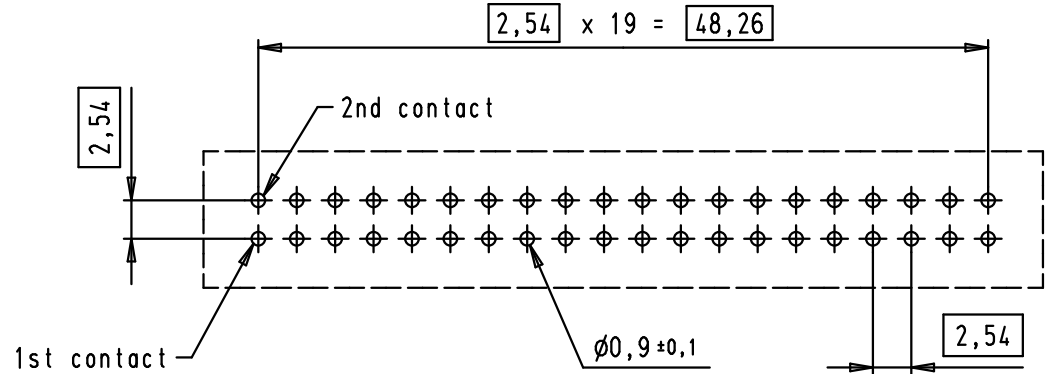
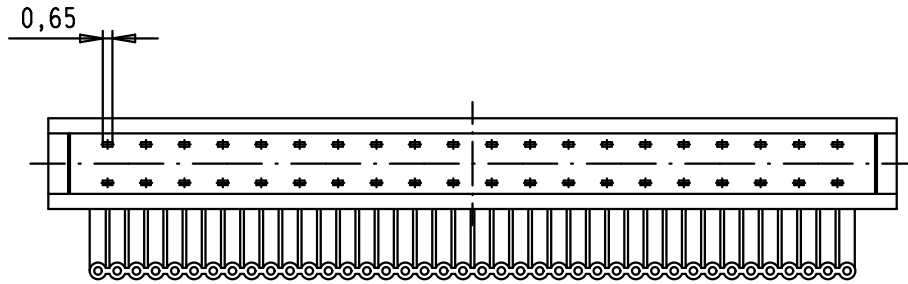


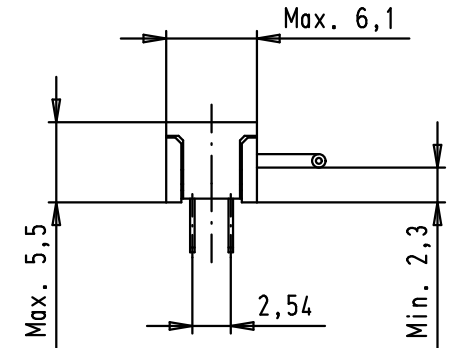
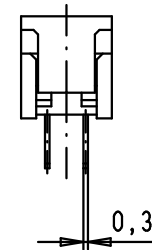
5 4 3 2 1

PCB layout, component side

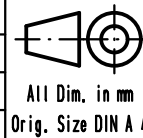


PRE-ASSEMBLED

ASSEMBLED



Mod.	Dat.	Name	Dat.	Name
			02/04/04	JH
34919	30/05/08	PK		
34889	08/04/08	PK		
31884	02/04/04	JH		
			HARTING EURL F-95972 Paris	



All Dim. in mm
Orig. Size DIN A 4

SEK 18, low profile,
PCB transition,
40 poles, 2 rows

Maßstab/
Scale

2:1

TB 09 18 140 9622

Blatt/ Page

1 / 1

09 18 140 9622.210	3,0 ⁰ _{-0,25}	PRE-ASSEMBLED
09 18 140 9622.200	3,3 ^{±0,25}	NON ASSEMBLED
09 18 140 9622	3,3 ^{±0,25}	PRE-ASSEMBLED
Part number	L	COVER

Sub.