

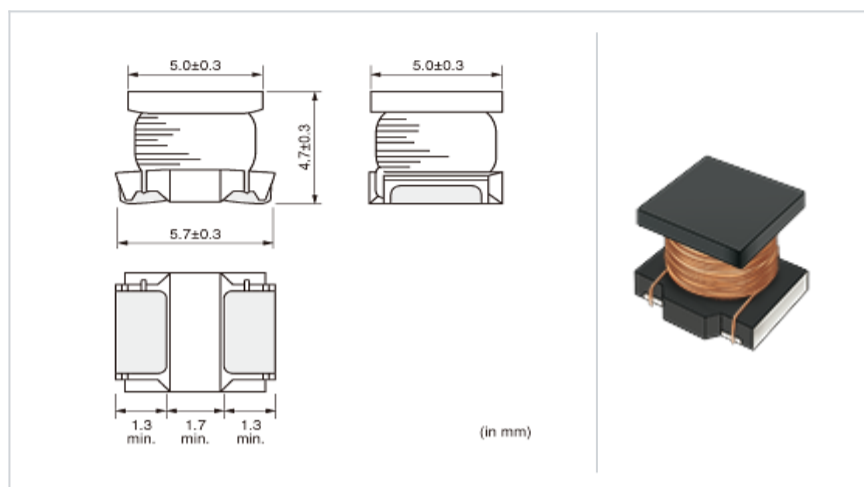
LQH55DN221M03#

" # " indicates a package specification code.



< List of part numbers with package codes >
LQH55DN221M03L , LQH55DN221M03K

Shape



L size	5.7 ± 0.3mm
W size	5.0 ± 0.3mm
T size	4.7 ± 0.3mm
Size code in inch (mm)	2220 (5750)

Specifications

Inductance	220µH ± 20%
Inductance test frequency	100kHz
Rated current (Itemp) (Based on Temperature rise)	0.32A
Max. of DC resistance	3.36
Avg. of DC resistance	2.4 ± 40%
Self resonance frequency (min.)	4.0MHz
Operating temperature range (Self-temperature rise is not included)	-40 ~ 80
Class of magnetic shield	No magnetic shield

Notes

When applied Rated current to the Products, Inductance will be within ± 40% of initial Inductance value.
When applied Rated current to the Products, temperature rise caused by self-generated heat shall be limited to 40 °C max.

References

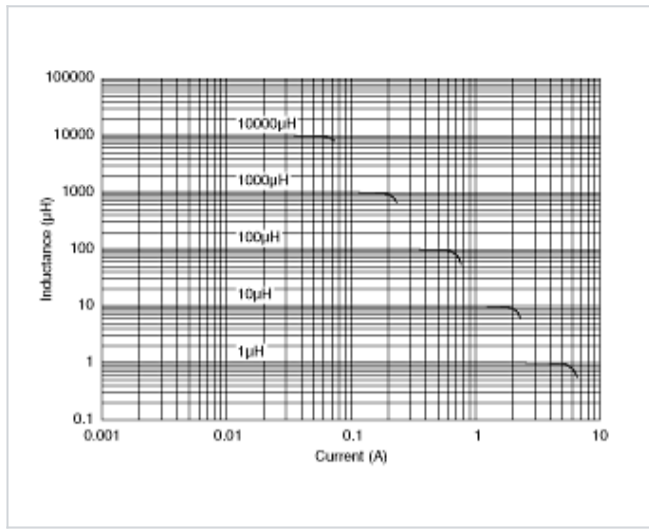
Packaging code	Specifications	Minimum quantity
L	180mm Embossed taping	350
K	330mm Embossed taping	1500

Mass (Typ.)	
1 piece	0.48g

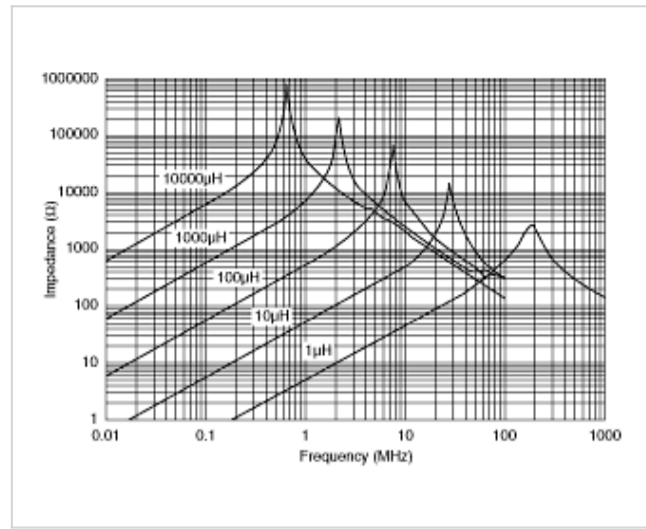
⚠ Attention

- 1.This datasheet is downloaded from the website of Murata Manufacturing Co., Ltd. Therefore, it ' s specifications are subject to change or our products in it may be discontinued without advance notice. Please check with our sales representatives or product engineers before ordering.
- 2.This datasheet has only typical specifications because there is no space for detailed specifications. Therefore, please review our product specifications or consult the approval sheet for product specifications before ordering.

▪ Inductance-Current characteristics (Typ.)



▪ Impedance-Frequency characteristics (Typ.)



This PDF data has only typical specifications because there is no space for detailed specifications.

Therefore, please review our product specifications or consult the approval sheet for product specifications before ordering.