

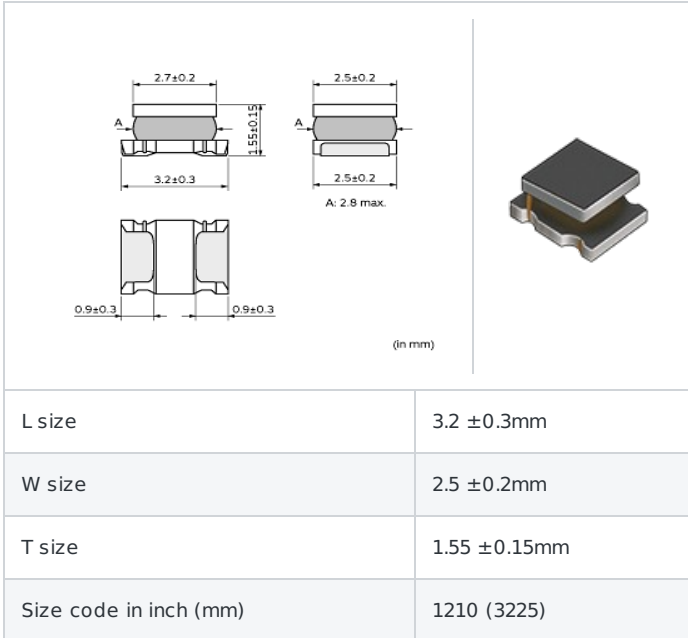
LQH32PN100MNO#

"#" indicates a package specification code.



< List of part numbers with package codes >
LQH32PN100MN0L , LQH32PN100MN0K

Shape



Notes

When applied Rated current to the Products, Inductance will be within ±30% of nominal Inductance value.
When applied Rated current to the Products, temperature rise caused by self-generated heat shall be limited to 40°C max. Keep the temperature (ambient temperature plus self-generation of heat) under 125°C.

References

| Packaging code | Specifications | Minimum quantity |
|----------------|-------------------------|------------------|
| L | φ 180mm Embossed taping | 2000 |
| K | φ 330mm Embossed taping | 7500 |

| Mass (Typ.) | |
|-------------|--------|
| 1 piece | 0.044g |

Specifications

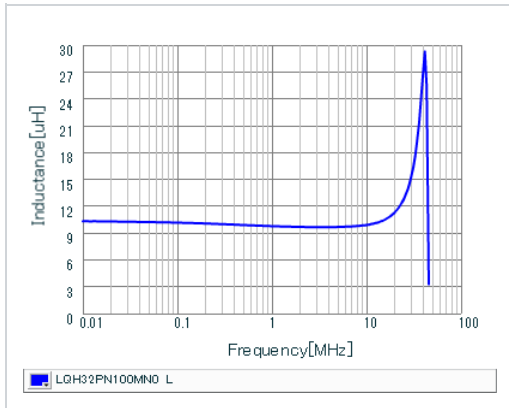
| | |
|---|---|
| Inductance | 10μH ±20% |
| Inductance test frequency | 1MHz |
| Rated current (Isat) (Based on Inductance change) | 750mA |
| Rated current (Itemp) (Based on Temperature rise) | 700mA |
| Max. of DC resistance | 0.456Ω |
| Avg. of DC resistance | 0.38Ω±20% |
| Self resonance frequency (min.) | 30MHz |
| Operating temperature range (Self-temperature rise is included) | -40~125°C |
| Operating temperature range (Self-temperature rise is not included) | -40~85°C |
| Class of magnetic shield | Magnetic shield of magnetic powder in resin |

⚠ Attention

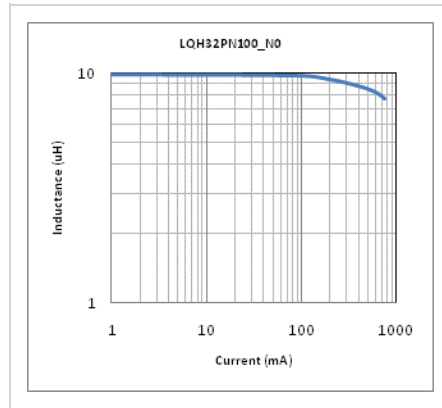
- 1.This datasheet is downloaded from the website of Murata Manufacturing Co., Ltd. Therefore, it's specifications are subject to change or our products in it may be discontinued without advance notice. Please check with our sales representatives or product engineers before ordering.
- 2.This datasheet has only typical specifications because there is no space for detailed specifications. Therefore, please review our product specifications or consult the approval sheet for product specifications before ordering.

Chart of characteristic data (The charts below may show another part number which shares its characteristics.)

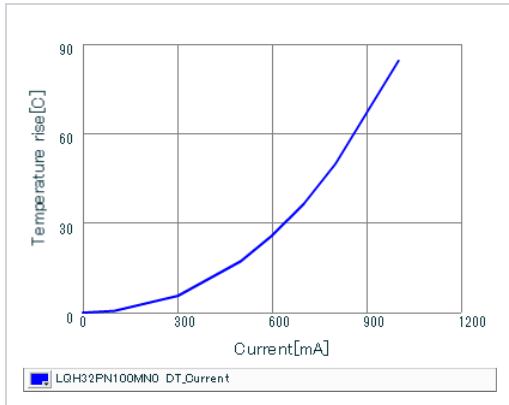
Inductance-Frequency characteristics (Typ.)



Inductance-Current characteristics (Typ.)



Temperature rise characteristics (Typ.)



Attention

1. This datasheet is downloaded from the website of Murata Manufacturing Co., Ltd. Therefore, its specifications are subject to change or our products in it may be discontinued without advance notice. Please check with our sales representatives or product engineers before ordering.
2. This datasheet has only typical specifications because there is no space for detailed specifications. Therefore, please review our product specifications or consult the approval sheet for product specifications before ordering.