




Micro Series Slide Potentiometers

SL101N



Part Number

SL101N - B 50K , L - 5 C

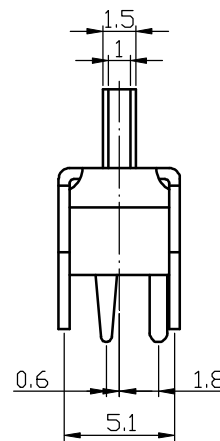
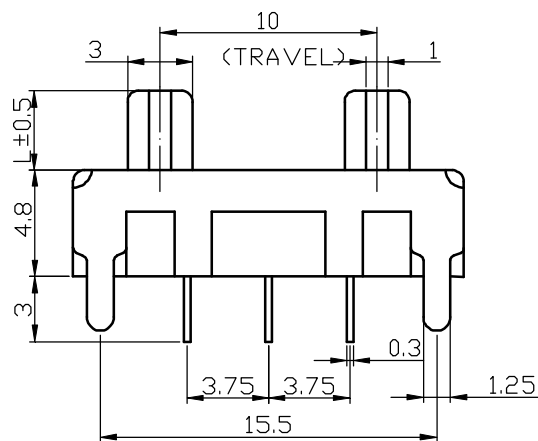
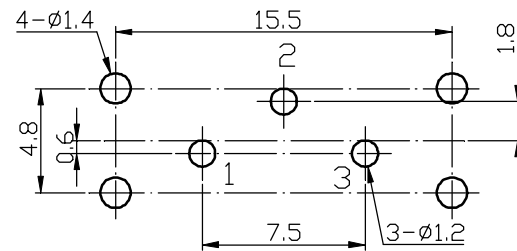
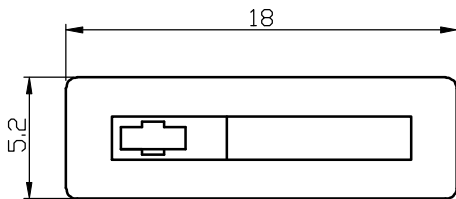
Taper

Resistance value

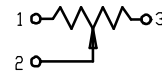
Shaft Length

Shaft Type

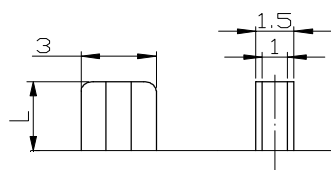
Dimensions



CIRCUIT



Shaft Type



L =	2.5	5	10
-----	-----	---	----

Insulated Lever

**Micro Series Slide Potentiometers****General**

Operating temperature	-10 °C ~ +70 °C
Manual soldering	300 °C Max 3sec

Electrical Characteristics

Total resistance	500Ω ~ 100KΩ
Resistance tolerance	±20%
Resistance taper	A B C
Sliding noise	Less than 47 mV
Residual resistance	Less than 20 Ω
Rated power(W)	B taper : 0.03 W Others : 0.015 W
Max. operating voltage	B taper : AC 100 V Others : AC 50 V
Insulation resistance	More than 50 MΩ a t DC 100 V
Withstand voltage	1 Minute at AC 250 V

Mechanical Characteristics

Lever Travel	10 mm±0.5 mm
Operating Force	10 ~ 100 g f .c m
LeverStopperStrength	2.5 Kgf . cm
Shaftpush-pullStrength	Push: 2.5 Kgf.
Rotational life	15,000 Cycles