



# LOGIC PLUS™

## RANGE INTRODUCTION

Logic Plus™ wiring devices from MK Electric have been designed to perfectly complement modern interiors, offering an unobtrusive and sophisticated look totally in keeping with today's design.

Technically, they exceed British Standard requirements with patented features that make these products the most advanced and safest available.

Logic Plus™ products are made from a high grade thermoset material which has an inherent antimicrobial property. In independent tests, the Logic Plus™ products were equal to, or exceeded, competitor 'Anti-Bac' products when tested for resistance to MRSA, E.Coli, Salmonella and Klebsiella pneumoniae.

They are easy to install and available through our extensive distributor network. The range is backed by MK's quality and reliability and provides the largest selection of wiring devices in any single range.

### HOW TO SPECIFY

A Urea moulded Anti-Bacterial range of wiring accessories, designed with a soft curved edge and a chamfered top edge that prevents dust collection, whilst offering a slim unobtrusive appearance. Cable connections must be upward facing, with easy to identify white markings on a dark background and grouped in a straight line with captive terminal screws for ease of installation. All sockets to have a 3 pin operated shutter safety mechanism and double pole switching, with the contacts arranged such that the neutral pole makes before and breaks after the live pole to improve safety.

## FEATURES & BENEFITS

### TOTAL SAFETY

3-pin operated 'child resistant shutter system', which is designed to inhibit access to the electricity supply, unless all 3 pins of a standard British 13A plug are in position. Logic Plus™ products include an inherent antimicrobial property as a result of the high grade thermoset material used to manufacture.

### UNRIVALLED QUALITY AND RELIABILITY

Products are made from the very best materials and production processes. All products are 100% tested.

### QUICK AND EASY TO INSTALL

Features to ensure a quick and easy installation come as standard across the range, including in-line terminals, funnel entrances to terminals, backed out and captive screws and clear terminal markings.

### EXTENSIVE RANGE

Outstanding selection of wiring devices providing a total solution.

### 20 YEAR GUARANTEE

Gives total peace of mind to you and your customers. (Up to 10 year guarantee on electronic products)



Technical Hotline  
+44 (0)1268 563720

# Logic Plus™

WIRING DEVICES  
**WHITE**

CONTOURED TO BLEND INTO THE WALL

DOUBLE POLE SWITCHING  
Switches both live and neutral (neutral makes first, breaks last) means added safety for the user

OPTIONAL NEON INDICATOR SHOWS WHEN SWITCH IS ON

3mm MINIMUM SWITCH CONTACT GAP

3-PIN "CHILD RESISTANT SHUTTER SYSTEM"  
Designed to inhibit access to the electricity supply, unless all 3 pins of a standard British 13A plug are in position

HIGH GLOSS, HIGH QUALITY THERMOSET MATERIAL  
Inherent antimicrobial properties, resists scratching, maintains appearance

TERMINAL SCREWS  
Backed out and held captive within the terminal housing

TERMINAL MARKINGS  
Clearly marked on all rear mouldings

IN-LINE TERMINALS  
Allow wire to be cut stripped to the same length

FUNNEL ENTRANCE TO TERMINALS  
Terminals are upwards facing to make installation easier

DUAL EARTH TERMINALS  
Available for installations that require high integrity earthing



Comprehensive range of Part M compliant products including socket outlets with outboard rockers, wide rocker switches and graphite coloured frontplates




Combined TV, FM, DAB, satellite and telephone sockets save on installation time and space




Simple but effective screwless cord grip on connection units – securely holds the cable



## Specification Notes



The 3 pin operated safety shutter makes Logic Plus™ sockets the safest available.



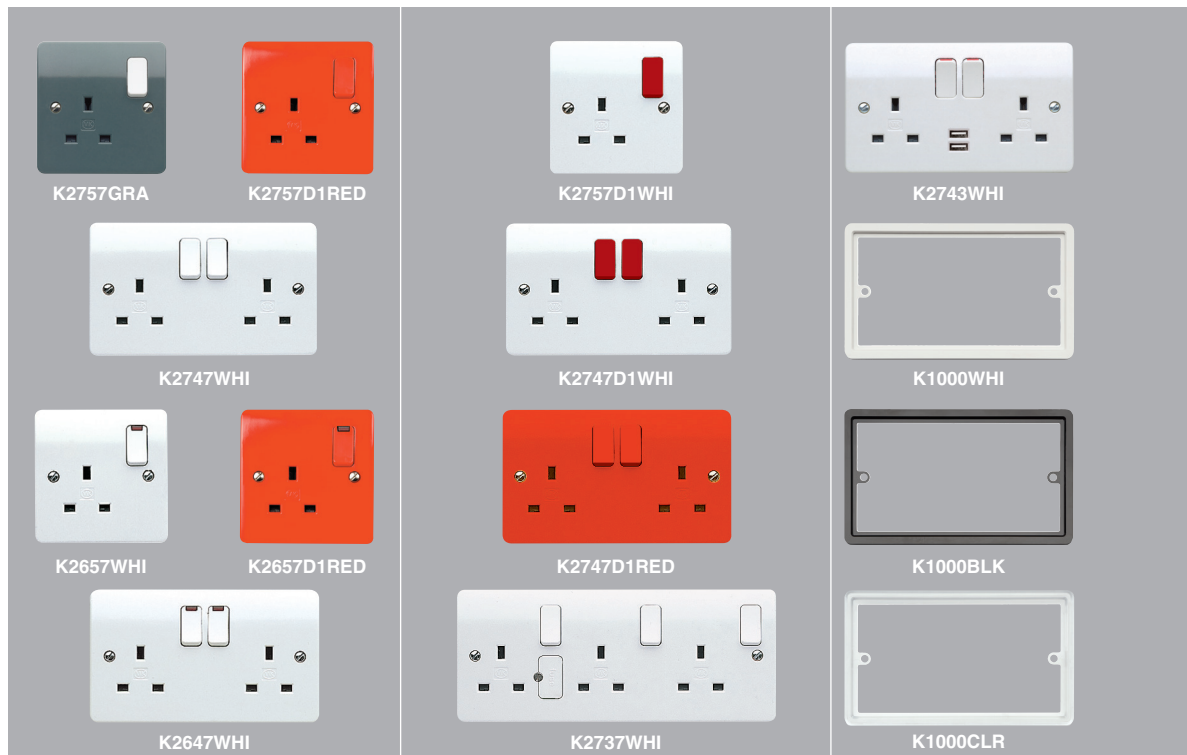
Many sockets are fitted with two earth terminals to provide high integrity earthing.



Terminals are grouped in-line with terminal screws backed out ready for easy wiring. Clear marking on dark background makes the terminals easily identifiable.

## Switchsocket Outlets

FLUSH  
13 AMP



<b>K2757WHI</b>	10
<b>K2757GRA</b>	10
1 GANG DP WITH DUAL EARTH TERMINALS	
<b>K2757D1RED</b>	5
1 GANG DP WITH RED FRONTPLATE, RED ROCKER AND DUAL EARTH TERMINALS	
<b>K2747WHI</b>	50
2 GANG DP	
<b>K2657WHI</b>	10
<b>K2657GRA</b>	10
1 GANG DP WITH NEON AND DUAL EARTH TERMINALS	
<b>K2657D1RED</b>	5
1 GANG DP WITH RED FRONTPLATE, RED ROCKER, NEON AND DUAL EARTH TERMINALS	
<b>K2647WHI</b>	5
2 GANG DP WITH NEONS	

<b>MOUNTING BOXES</b>	3 GANG: K2153WHI
<b>FLUSH 25MM</b>	
1 GANG: 861ZIC	
2 GANG: 862ZIC	
<b>FLUSH 35MM</b>	
(for extra wiring space)	
1 GANG: 866ZIC	
2 GANG: 866ZIC	
3 GANG: K863	
<b>SURFACE</b>	
1 GANG: K2140WHI	
2 GANG: K2142WHI	

<b>DIMENSIONS</b>
1 GANG: 86 x 86mm
2 GANG: 86 x 146mm
3 GANG: 86 x 206mm
<b>FIXING CENTRES</b>
1 GANG: 60.3mm
2 GANG: 120.6mm
3 GANG: 180.9mm
BS 1363 Pt 2:1995

<b>K2757D1WHI</b>	10
1 GANG DP WITH RED ROCKER AND DUAL EARTH TERMINALS	
<b>K2757D2WHI</b>	10
1 GANG DP WITH GREEN ROCKER AND DUAL EARTH TERMINALS	
<b>K2747D1WHI</b>	5
2 GANG DP WITH RED ROCKERS	
<b>K2747D1RED</b>	5
2 GANG DP WITH RED FRONTPLATE AND RED ROCKERS	
<b>K2737WHI</b>	5
3 GANG DP WITH DUAL EARTH TERMINALS	

**HIGH INTEGRITY EARTHING**  
**K2757, K2657, K2743 and K2737**  
Fitted earth terminals to provide a double earth facility for use when installations require a high integrity protective connection as specified within BS 7671 IET Wiring Regulations

**K2737**  
13A fuse protects all three outlets

<b>K2743WHI</b>	1
<b>K2743GRA</b>	1
2 GANG DP WITH 2 X USB CHARGING PORTS AND DUAL EARTH TERMINALS	
<b>K1000WHI</b>	1
2 GANG 10MM WHITE PATRESS	
<b>K1000BLK</b>	1
2 GANG 10MM BLACK PATRESS	
<b>K1000CLR</b>	1
2 GANG 10MM CLEAR PATRESS	

**MOUNTING BOXES**  
**FLUSH 35MM**  
886ZIC  
**FLUSH 47MM**  
(for extra wiring space)  
887ZIC  
BS 5733:2010

**K2743WHI**  
Features 2 USB charging sockets, each capable of supporting 2A charge (total of 2A)

**K1000WHI, K1000BLK, K1000CLR**  
Patresses for use where existing back box is too shallow



Technical Hotline  
+44 (0)1268 563720

# Logic Plus™

WIRING DEVICES  
**WHITE**

WITH OUTBOARD  
ROCKERS  
FLUSH  
13 AMP



K2746WHI



K2746GRA



K2476WHI



K2476GRA



K2746D1WHI



K2746D1RED



K2746D2WHI



- K2746WHI** 10
- K2746GRA** 10
- 2 GANG DP  
WITH OUTBOARD ROCKERS  
AND DUAL EARTH TERMINALS
- K2746CEWHI** 10
- 2 GANG DP  
WITH OUTBOARD ROCKERS  
AND 'CLEAN EARTH' FACILITY
- K2476WHI** 10
- K2476GRA** 10
- 2 GANG DP  
WITH OUTBOARD ROCKERS  
DUAL EARTH AND NEONS
- K2476CEWHI** 10
- 2 GANG DP  
WITH OUTBOARD ROCKERS,  
NEONS AND 'CLEAN EARTH'  
FACILITY

**K2746CEWHI & K2476CEWHI**  
Provided with facility for 'clean earth' connection

**DIMENSIONS**

86 x 146mm  
FIXING CENTRES  
120.6mm

BS 1363 Pt 2:1995

**HIGH INTEGRITY EARTHING**

Fitted earth terminals to provide a double earth facility for use when installations require a high integrity protective connection as specified within BS 7671 IET Wiring Regulations

- K2746D1WHI** 10
- K2746D1RED** 10
- 2 GANG DP  
WITH RED OUTBOARD  
ROCKERS AND DUAL  
EARTH TERMINALS
- K2746CED1RED** 10
- 2 GANG DP WITH RED  
OUTBOARD ROCKERS  
WITH CLEAN EARTH  
FACILITY
- K2476D1WHI** 10
- K2476D1RED** 10
- 2 GANG DP  
WITH RED OUTBOARD  
ROCKERS, NEONS AND  
DUAL EARTH TERMINALS
- K2746D2WHI** 10
- 2 GANG DP  
WITH GREEN OUTBOARD  
ROCKERS AND DUAL  
EARTH TERMINALS

**DIMENSIONS**

86 x 146mm  
FIXING CENTRES  
120.6mm

BS 1363 Pt 2:1995



RCD PROTECTED  
FLUSH  
13 AMP


FILTERED  
FLUSH  
13 AMP




K6231WHI



K6233WHI



K6300WHI



K6303WHI



K1816WHI



K1826WHI



K1800WHI

**K6231WHI** 1  
2 GANG SP  
30mA RATED TRIPPING  
CURRENT  
ACTIVE CONTROL CIRCUIT  
**K6233WHI** 1  
2 GANG SP  
30mA RATED TRIPPING  
CURRENT  
PASSIVE CONTROL CIRCUIT

**MOUNTING BOXES**  
FLUSH

886ZIC – 35mm deep

**SURFACE**

K2140WHI – 30mm deep

**EARTH PIN OPERATED SHUTTER**

These a.c. and pulsating d.c. fault current sensitive products have up to 15mm thick frontplates and are suitable for boxes with 30mm min. depth and supply voltages of 240V 50Hz.

A 25mm deep box (862ZIC) can be used but conduit entry is restricted.

Refer to Sentrysocket section, page 288, for more information on active and passive control circuits.

**DIMENSIONS**

86 x 146mm

**FIXING CENTRES**

120.6mm

BS 7288:1990

All units are a.c. and pulsating d.c. fault current sensitive devices.

Maximum total load 13A

**K6300WHI** 1  
1 GANG DP  
30mA RATED TRIPPING  
CURRENT ACTIVE  
CONTROL CIRCUIT  
**K6303WHI** 1  
1 GANG DP  
30mA RATED TRIPPING  
CURRENT PASSIVE  
CONTROL CIRCUIT

**MOUNTING BOXES**  
FLUSH

886ZIC – 35mm deep

**SURFACE**

K2140WHI – 30mm deep

**EARTH PIN OPERATED SHUTTER**

These a.c. and pulsating d.c. fault current sensitive products have up to 15mm thick frontplates and are suitable for boxes with 30mm min. depth and supply voltages of 240V 50Hz.

A 25mm deep box (862ZIC) can be used but conduit entry is restricted.

Refer to Sentrysocket section, page 288, for more information on active and passive control circuits.

**DIMENSIONS**

86 x 146mm

**FIXING CENTRES**

120.6mm

BS 7288:1990

All units are a.c. and pulsating d.c. fault current sensitive devices.

Maximum total load 13A

**K1816WHI** 1  
2 GANG DP  
SPIKE  
**K1826WHI** 1  
2 GANG DP  
SPIKE AND RFI  
**K1800WHI** 5  
REPLACEMENT FILTER  
CASSETTE

**MOUNTING BOXES**

FLUSH

886ZIC

**SURFACE**

K2172WHI

**K1816**

Provides filtering to reduce voltage spikes only.

**K1826**

Provides two way filtering to reduce voltage spikes and radio frequency interference on the mains. Protected by thermal cut-out.

BS 5733:2010

## Multimedia Plates

FLUSH  
13 AMP



K2741WHI



K2740WHI

## Switchsocket Outlets

NON STANDARD  
FLUSH  
13 AMP



K1257WHI



K1246WHI



K1257D1WHI



K1246D1WHI

ROUND PIN  
FLUSH



K2891WHI



K2893WHI



K2493WHI

**K2741WHI** 1  
2 GANG DP  
COMBINATION PLATE  
WITH 4 X EURO APERTURE

**K2740WHI** 1  
4 GANG DP  
COMBINATION PLATE WITH  
TV/FM/DAB/SAT X 2 QUAD,  
TV, TELEPHONE AND  
4 X EURO APERTURE

**MOUNTING BOXES**

FLUSH 35MM  
2 GANG: 857ZIC\*  
4 GANG: 853ZIC\*

FLUSH 47MM  
2 GANG: 858ZIC\*  
4 GANG: 854ZIC\*

**DIMENSIONS**  
K2741: 173 x 146mm  
K2740: 173 x 294mm  
BS 1363 Pt 2:1995

\*Provides segregation between power and TV/FM/SAT/DAB/  
Euro Module sections

**K1257WHI** 10  
1 GANG DP

**K1246WHI** 5  
2 GANG DP

**K1257D1WHI** 10  
1 GANG DP  
WITH RED ROCKER

**K1246D1WHI** 5  
2 GANG DP  
WITH RED ROCKERS

**K1246D1RED** 5  
2 GANG DP  
WITH RED FRONTPLATE  
AND RED ROCKERS

**MOUNTING BOXES**

FLUSH 25MM  
1 GANG: 861ZIC  
2 GANG: 862ZIC

FLUSH 35MM (for extra wiring space)  
1 GANG: 866ZIC, 2 GANG: 866ZIC

**SURFACE**

1 GANG: K2140WHI, 2 GANG: K2142WHI

These products are provided with facilities for 'clean earth'  
connection and are suitable for non standard plugs with 'T'  
shaped earth pin. See page 240.

**DIMENSIONS**  
1 GANG: 86 x 86mm  
2 GANG: 86 x 146mm

**FIXING CENTRES**  
1 GANG: 60.3mm  
2 GANG: 120.6mm

BS 1363 Pt 2:1995 where relevant

**K2891WHI** 10  
1 GANG

5A DP SHUTTERED

**K2893WHI** 10  
1 GANG

15A DP SHUTTERED

**K2493WHI** 10  
1 GANG

15A DP SHUTTERED  
WITH NEON

**MOUNTING BOXES**

FLUSH  
861ZIC (25mm)  
866ZIC (35mm for extra wiring space)

**SURFACE**

K2140WHI

**DIMENSIONS**

86 x 86mm

**FIXING CENTRES**

60.3mm

BS 546:1950

## Socket Outlets

FLUSH  
13 AMP

ROUND PIN  
FLUSH

127V  
FLUSH  
15 AMP  
(NON UK)



K780WHI



K781WHI



K781RED



K770WHI



K771WHI



K772WHI



K2251WHI



K2252WHI

**K780WHI** 10  
1 GANG

**K781WHI** 5  
**K781RED** 5  
2 GANG

WITH DUAL EARTH  
TERMINALS

**MOUNTING BOXES**  
FLUSH 25MM

1 GANG: 861ZIC  
2 GANG: 862ZIC

**FLUSH 35MM**  
(for extra wiring space)

1 GANG: 866ZIC  
2 GANG: 886ZIC

**SURFACE**

1 GANG: K2140WHI  
2 GANG: K2142WHI

K781 is fitted with two earth terminals to provide a double earth facility for use when installations require a high integrity protective connection as specified within BS 7671 IET Wiring Regulations

**DIMENSIONS**

1 GANG: 86 x 86mm  
2 GANG: 86 x 146mm

**FIXING CENTRES**

1 GANG: 60.3mm  
2 GANG: 120.6mm  
BS 1363: Pt2:1995

**K770WHI** 10  
1 GANG

**K771WHI** 10  
2A SHUTTERED  
1 GANG

**K772WHI** 10  
5A SHUTTERED  
1 GANG

15A SHUTTERED

**MOUNTING BOXES**

FLUSH

861ZIC (25mm)  
866ZIC

(35mm for extra wiring space)

**SURFACE**

K2140WHI

**DIMENSIONS**

86 x 86mm

**FIXING CENTRES**

60.3mm

BS 546:1950

**K2251WHI** 10  
1 GANG

SHUTTERED  
(NON UK)

**K2252WHI** 5  
2 GANG

SHUTTERED  
(NON UK)

**MOUNTING BOXES**

FLUSH 25MM

1 GANG: 861ZIC  
2 GANG: 862ZIC

**FLUSH 35MM**

(for extra wiring space)

1 GANG: 866ZIC  
2 GANG: 886ZIC

**SURFACE**

1 GANG: K2140WHI  
2 GANG: K2142WHI

**DIMENSIONS**

1 GANG: 86 x 86mm

2 GANG: 86 x 146mm

**FIXING CENTRES**

1 GANG: 60.3mm

2 GANG: 120.6mm

SASO 2204:2003





Technical Hotline  
+44 (0)1268 563720

# Logic Plus™

WIRING DEVICES  
**WHITE**

## Socket Outlets

2P + E  
FLUSH  
16 AMP  
(NON UK)



K4150WHI



K4152WHI

## Three Pole Fan Isolator

FLUSH  
10 AMP



K4857WHI



K4859WHI



K4858



K2000

## Shaver Socket Outlet



K700WHI

## Shaver/Toothbrush Supply Units



K701WHI



K706WHI

### K4150WHI

1 GANG  
16A 250V  
SHUTTERED  
(NON UK)

### K4152WHI

2 GANG  
16A 250V  
SHUTTERED  
(NON UK)

#### MOUNTING BOXES

FLUSH 35MM  
1 GANG: 866ZIC  
2 GANG: 886ZIC

#### SURFACE

1 GANG: K2031WHI  
2 GANG: K2172WHI

These products are not suitable for installation in 25mm boxes.

#### DIMENSIONS

1 GANG: 86 x 86mm  
2 GANG: 86 x 146mm

#### FIXING CENTRES

1 GANG: 60.3mm  
2 GANG: 120.6mm  
IEC 60884-1:2006

10

5

### K4857WHI

WITH SWITCHLOCK  
AND PADLOCK

### K4859WHI

WITHOUT SWITCHLOCK

### K4858

SWITCHLOCK  
FOR FAN ISOLATOR

### K2000

PADLOCK

#### MOUNTING BOXES

FLUSH  
3995ZIC

#### SURFACE

K2160WHI

For local isolation of fans with or without timers for repair or routine maintenance.

#### DIMENSIONS

86 x 86mm

#### FIXING CENTRES

60.3mm

BS EN 60669-2-4

1

10

10

1

### K700WHI

SHAVER SOCKET OUTLET  
200-250 VOLTS 50/60HZ  
FUSED  
INCORPORATES A SELF-RESETTING  
OVERLOAD DEVICE, LIMITING  
CURRENT TO 20VA.

#### MOUNTING BOXES

FLUSH

861ZIC

SURFACE

K2140WHI

Must not be installed in a bathroom or shower room.

#### DIMENSIONS

86 x 86mm

#### FIXING CENTRES

60.3mm

BS 4573:1970

1

### K701WHI

SHAVER/TOOTHBRUSH  
SUPPLY UNIT  
DUAL VOLTAGE  
115/230V OUTPUT  
(220/240V 50/60HZ INPUT)

### K706WHI

SHAVER/TOOTHBRUSH  
SUPPLY UNIT  
DUAL VOLTAGE  
115/230V OUTPUT  
(120/130V 50/60HZ INPUT)  
(NON UK)

#### MOUNTING BOXES

FLUSH

878ZIC

SURFACE

K2172WHI

This design incorporates a double wound isolating transformer rated 20VA at 230 or 115 volts it meets BS EN 61558 making it safe for use in bathrooms. Insertion of a shaver/toothbrush plug automatically switches on by energising the primary side of the isolating transformer – removal automatically switches off. The transformer is protected against overload by an automatic solid state overload device with automatic resetting.

#### DIMENSIONS

146 x 86mm

#### FIXING CENTRES

120.6mm

BS EN 61558-2-5:1998

1

1

## Features and Benefits



A screwless cord grip automatically clamps and securely holds the cable in connection units with base and front flex outlets



Switched units are double pole with neutral pole contacts 'making' before and 'breaking' after live contacts. Rockers with built-in indicators are available



When servicing or repairing appliances, fuse carriers remain attached to the frontplate when opened and can be padlocked for safety




An optional tamperproof screw on fuse carriers is particularly useful for appliances in public areas



In-line terminals, backed out captive terminal screws and clear marking make installation easy

## Connection Units

### SWITCHED 13 AMP



**K330WHI**  
**K330GRA**  
DP WITH FLEX OUTLET IN BASE AND THICK FRONTPLATE

**K370WHI**  
**K370GRA**  
DP WITH NEON, FLEX OUTLET IN BASE AND THICK FRONTPLATE

**K370D1WHI**  
DP WITH NEON, FLEX OUTLET IN BASE, THICK FRONTPLATE AND RED ROCKER

**K1030WHI**  
DP WITH FRONT FLEX OUTLET

**MOUNTING BOXES**  
**K1030, K1040, K1060 and K1070**  
FLUSH  
866ZIC (35mm)  
**SURFACE**  
K2031WHI

**K330, K385 and K370**  
FLUSH  
866ZIC (35mm)  
**SURFACE**  
K2140WHI

All units are fitted with a 13A fuse-link to BS 1362. See page 222 for spare fuse-links.

The fuse carrier can be locked in the open position by removing the fuse and using K2000 fuse carrier padlock

**10** **K385WHI**  
**10** 13A RCD CONNECTION UNIT 30mA PASSIVE AND THICK FRONTPLATE

**10** **K1040WHI**  
**10** DP  
**K1040KOWHI**  
DP WITH TAMPERPROOF SCREW

**10** **K1060WHI**  
DP WITH NEON  
**K1060D1WHI**  
DP WITH NEON AND RED ROCKER

**10** **K1070WHI**  
DP WITH FRONT FLEX OUTLET AND NEON

**10** **K1070D1WHI**  
DP WITH FRONT FLEX OUTLET, NEON AND RED ROCKER

**1** **K2000**  
PADLOCK

**K1030 and K1070** front flex outlet products cannot be mounted directly onto M1 Cable Box K2131WHI. A mounting frame K2134WHI will have to be used between the product and the box.

Base entry frontplates are 12.5mm deep.

**DIMENSIONS**  
86 x 86mm  
**FIXING CENTRES**  
60.3mm  
BS 1363 Pt 4:1995

### UNSWITCHED 13 AMP



**1** **K337WHI**  
**10** WITH FLEX OUTLET IN BASE AND THICK FRONTPLATE

**10** **K337KOWHI**  
**10** WITH FLEX OUTLET IN BASE, THICK FRONTPLATE AND TAMPERPROOF SCREW FOR FUSE CARRIER

**10** **K377WHI**  
**10** WITH FLEX OUTLET IN BASE, NEON AND THICK FRONTPLATE

**MOUNTING BOXES:**  
FLUSH  
866ZIC (35mm)  
**SURFACE**  
K2140WHI

All units are fitted with a 13A fuse-link to BS 1362. See page 222 for spare fuse-links.

Base entry frontplates are 12.5mm deep. The fuse carrier can be locked in the open position by removing the fuse and using K2000 fuse carrier padlock.

**DIMENSIONS**  
86 x 86mm  
**FIXING CENTRES**  
60.3mm  
BS 1363 Pt 4:1995  
**K1040KO AND K337KO**  
Key (3405ZIC) is supplied



Technical Hotline  
+44 (0)1268 563720

# Logic Plus™

WIRING DEVICES  
**WHITE**

## Dual Switch

FLUSH  
20 AMP



K5208WHI



K5207WHI

## DP Switches

FLUSH  
20 AMP



K5403WHI



K5423WHI



K5423WHWHI



K5423D1WHI

FLUSH  
32 AMP



K5105WHI

MOULDED  
FLUSH  
50 AMP



K5205WHI



K5215CKWHI

METAL  
50 AMP



K5230WHI



K5012WHI

**K5208WHI**  
**K5207WHI**  
WITH NEON

10  
10

FOR CONTROLLING DUAL  
IMMERSION HEATERS

MOUNTING BOXES

FLUSH

866ZIC (35mm)

SURFACE:

K2140WHI

Only mounting boxes with an earth terminal should be used.

These products are marked 'on' and 'off' against the one-way DP switch and 'sink' and 'bath' against the two-way SP switch.

**DIMENSIONS**

86 x 86mm

**FIXING CENTRES**

60.3mm

BS EN 60669-1:1999

**K5403WHI**  
WITH FLEX OUTLET IN BASE

10

**K5423WHI**  
WITH FLEX OUTLET IN BASE  
AND NEON

10

**K5423WHWHI**  
WITH FLEX OUTLET IN BASE,  
NEON AND MARKED  
'WATER HEATER'.

10

**K5423D1WHI**  
WITH FLEX OUTLET IN BASE,  
NEON AND RED ROCKER

10

**MOUNTING BOXES:**

FLUSH

866ZIC (35mm)

SURFACE

K2140WHI

K2031WHI (for extra wiring space)

Base entry frontplates are

12.5mm deep.

All switches are complete with earth terminals.

Not recommended for switching large banks of PCs.

**DIMENSIONS**

86 x 86mm

**FIXING CENTRES**

60.3mm

BS EN 60669-1:1999

**K5105WHI**  
WITH NEON

1

**K5105GRA**  
WITH NEON

1

**MOUNTING BOXES:**

FLUSH

866ZIC (6mm<sup>2</sup> conductors)

877ZIC (10mm<sup>2</sup> conductors)

SURFACE

K2140WHI (6mm<sup>2</sup> conductors)

K2031WHI (10mm<sup>2</sup> conductors)

Supplied with 8 self-adhesive plastic identification labels marked hob, fan, oven, water heater, shower, air conditioner, cooker and washing machine.

Not recommended for switching large banks of PCs.

**DIMENSIONS**

86 x 86mm

**FIXING CENTRES**

60.3mm

BS EN 60669-1:1999

**K5205WHI**  
**K5215WHI**  
WITH NEON

1

**K5215CKWHI**  
WITH NEON  
AND MARKED 'COOKER'

**K5215SHWHI**  
WITH NEON  
AND MARKED 'SHOWER'

**MOUNTING BOXES:**

FLUSH

886ZIC (6mm<sup>2</sup> conductors)

878ZIC (10mm<sup>2</sup> conductors)

SURFACE

K2172WHI

**K5205WHI** and **K5215WHI**

Supplied with 8 self-adhesive plastic identification labels marked hob, fan, oven, water heater, shower, air conditioner, cooker and washing machine.

Not recommended for switching large banks of PCs.

**DIMENSIONS**

86 x 146mm

**FIXING CENTRES**

120.6mm

BS EN 60669-1:1999

**K5230WHI**  
WITH NEON  
SURFACE MOUNTED

1

**K5012WHI**  
WITH NEON  
FLUSH MOUNTED

1

**K5230**  
Supplied with mounting box. Earth terminal fitted on base of box. Not recommended for switching large banks of PCs.

**DIMENSIONS**

150 x 89 x 50mm

**KNOCKOUTS**

8 x 20mm

**K5012**

Not supplied with mounting box.

**FLUSH**

5120ALM

Supplied with earth terminals.

Not recommended for switching large banks of PCs.

**DIMENSIONS**

178 x 165mm

BS EN 60669-1:1999



## Cooker Connection Unit

45 AMP

## Cooker Controls

 MOULDED  
 FLUSH  
 45 AMP

 MOULDED  
 SURFACE  
 45 AMP

 METAL  
 FLUSH  
 45 AMP

 METAL  
 SURFACE  
 45 AMP


K5045WHI



K5060WHI




K5040WHI




K5011WHI



K5001WHI



K5061WHI



K5041WHI

### K5045WHI

10

**MOUNTING BOX**  
**FLUSH**

 877ZIC (46mm)  
 Supplied complete with terminal block, each terminal of which will accommodate up to two 10mm<sup>2</sup> conductors.

 Moulded cover plate,  
 cable clamp included.

**DIMENSIONS**

86 x 86mm

**FIXING CENTRES**

60.3mm

BS EN 60670-22:2006

### K5060WHI

1

 45A DP MAIN SWITCH  
 AND 13A SWITCHSOCKET  
 OUTLET

### K5061WHI

1

 45A DP MAIN SWITCH  
 AND 13A SWITCHSOCKET  
 OUTLET WITH NEONS

**MOUNTING BOXES**
**FLUSH**
886ZIC (6mm<sup>2</sup> conductors)878ZIC (10mm<sup>2</sup> conductors)

Rotary operated shutter.

**DIMENSIONS**

86 x 146mm

**FIXING CENTRES**

120.6mm

BS 4177:1992

### K5040WHI

1

 45A DP MAIN SWITCH  
 AND 13A SWITCHSOCKET  
 OUTLET

### K5041WHI

1

 45A DP MAIN SWITCH  
 AND 13A SWITCHSOCKET  
 OUTLET WITH NEONS

 Supplied complete with mounting box  
 and cable restraint.

Fitted with earth terminals.

Rotary operated shutter.

**DIMENSIONS**

86 x 146 x 60mm

BS 4177:1992

### K5011WHI

1

 45A DP MAIN SWITCH  
 AND 13A SWITCHSOCKET  
 OUTLET WITH NEONS

**MOUNTING BOX**  
**FLUSH**

5120ALM

Fitted with earth terminals.

Rotary operated shutter.

**DIMENSIONS**

178 x 165mm

BS 4177:1992

### K5001WHI

1

 45A DP MAIN SWITCH  
 AND 13A SWITCHSOCKET  
 OUTLET WITH NEONS

 Supplied complete with  
 mounting box.

Fitted with earth terminals.

Rotary operated shutter.

**DIMENSIONS**

156 x 144 x 67mm

**KNOCKOUTS**

5 x 25mm.

Two in each of top and bottom,

one in back.

BS 4177:1992





Technical Hotline  
+44 (0)1268 563720

# Logic Plus™

WIRING DEVICES  
**WHITE**

## Plateswitches

### NEON LOCATOR



K3041

### FLUSH 10 AMP



K4870GRA



K4871WHI



K4872WHI



K4872GRA


### FLUSH 10 AMP



K4875WHI



K4873WHI



K4874WHI



K4879WHI

### FLUSH 20 AMP



K4870D2WHI



K4871D2WHI



K4872D2WHI



K4873D2WHI

### FLUSH 10 AMP



K4878BWHI



K4878PWHI

**K3041** 5  
NEON PLATESWITCH  
LOCATOR  
200-250V, 50HZ.  
TUNGSTEN GLS LAMPS ONLY

Neon Plateswitch Locator is for use with any 1, 2 and 3 GANG Logic Plus™ plateswitches.

Used for location of switches in dark situations.

FIXING CENTRES  
60.3mm

BS 5733:2010

**K4870WHI** 10  
**K4870GRA** 10  
1 GANG SP  
ONE-WAY

**K4871WHI** 10  
**K4871GRA** 10  
1 GANG SP  
TWO-WAY

**K4872WHI** 10  
**K4872GRA** 10  
2 GANG SP  
TWO-WAY

**MOUNTING BOXES**  
FLUSH  
1, 2 & 3 GANG: 861ZIC  
4 & 6 GANG: 862ZIC

**SURFACE**  
1, 2 & 3 GANG: K2160WHI  
4 & 6 GANG: K2161WHI

These switches do not have to be derated when used with fluorescent or inductive loads.

**K4871, K4872, K4873,  
K4874, K4879**

These switches can be wired as either one-way or two-way.

**K4875WHI** 10  
1 GANG  
INTERMEDIATE

**K4876WHI** 10  
1 GANG DP  
ONE-WAY

**K4873WHI** 10  
3 GANG SP  
TWO-WAY

**K4874WHI** 5  
4 GANG SP  
TWO-WAY

**K4879WHI** 5  
6 GANG SP  
TWO-WAY

**DIMENSIONS**  
1, 2 & 3 GANG: 86 x 86mm  
4 & 6 GANG: 86 x 146mm

**FIXING CENTRES**  
1, 2 & 3 GANG: 60.3mm  
4 & 6 GANG: 120.6mm  
BS EN 60669-1:1999

**K4870D2WHI** 10  
1 GANG SP  
ONE-WAY

**K4871D2WHI** 10  
1 GANG SP  
TWO-WAY

**K4872D2WHI** 10  
2 GANG SP  
TWO-WAY

**K4873D2WHI** 10  
3 GANG SP  
TWO-WAY

**K4874D2WHI** 5  
4 GANG SP  
TWO-WAY

**K4875D2WHI** 10  
1 GANG INTERMEDIATE

**MOUNTING BOXES**

FLUSH  
861ZIC

SURFACE  
K2160WHI

**DIMENSIONS**  
86 x 86mm

**FIXING CENTRES**  
60.3mm

**K4878BWHI** 10  
1 GANG SP  
TWO WAY  
PUSH SWITCH WITH BELL  
SYMBOL

**K4878PWHI** 10  
1 GANG SP  
TWO WAY  
PUSH SWITCH MARKED  
'PRESS'

PUSH TO MAKE OR BREAK

**MOUNTING BOXES**  
FLUSH  
861ZIC

SURFACE  
K2160WHI

**DIMENSIONS**  
86 x 86mm

**FIXING CENTRES**  
60.3mm

BS EN 60669-1:1999

# Logic Plus™

mkelectric.co.uk



## Plateswitches

DP FLUSH  
20 AMP



K4867WHI



K4868WHI

## Lockable Fire Alarm Isolator Switch

DP FLUSH  
20 AMP



K4780WHI

## Architrave Switches

FLUSH  
10 AMP



K4841WHI



K4842WHI



K4848BWHI



K4848PWHI

## Wide Rocker Switches

FLUSH  
10 AMP



K4781GRA



K4782GRA



K4783WHI



K4785WHI

**K4867WHI** 10  
1 GANG DP  
**K4868WHI** 10  
2 GANG DP

## MOUNTING BOXES

866ZIC

## DIMENSIONS

86 x 86mm

## FIXING CENTRES

60.3mm

BS EN 60669-1:1999

**K4780WHI** 1  
20A DP LOCKABLE FIRE  
ALARM ISOLATOR SWITCH

## MOUNTING BOXES

866ZIC

## DIMENSIONS

86 x 86mm

## FIXING CENTRES

60.3mm

BS 60669-2-4:2005

**K4841WHI** 5  
1 GANG SP  
TWO-WAY

**K4842WHI** 5  
2 GANG SP  
TWO-WAY

**K4848BWHI** 5  
1 GANG SP PUSH SWITCH  
WITH BELL SYMBOL

**K4848PWHI** 5  
1 GANG SP PUSH SWITCH  
MARKED 'PRESS'  
PUSH TO MAKE OR BREAK

## MOUNTING BOXES

## FLUSH

1 GANG: 3921ZIC

2 GANG: 3922ZIC

## SURFACE

1 GANG: k2151WHI

2 GANG: k2152WHI

These switches do not have to be derated when used with fluorescent or inductive loads.

**K4841, K4842** These switches can be wired as either one-way or two-way.

## DIMENSIONS

1 GANG: 86 x 32mm;

2 GANG: 146 x 32mm

## FIXING CENTRES

1 GANG: 60.3mm;

2 GANG: 120.6mm

BS EN 60669-1:1999

**K4781WHI** 10  
**K4781GRA** 10  
1 GANG SP TWO-WAY  
WITH WIDE ROCKER

**K4782WHI** 10  
**K4782GRA** 10  
2 GANG SP TWO-WAY  
WITH WIDE ROCKERS

**K4783WHI** 10  
3 GANG SP TWO-WAY  
WITH WIDE ROCKERS

**K4785WHI** 10  
**K4785GRA** 10  
1 GANG SP INTERMEDIATE  
WITH WIDE ROCKER

**K4787WHI** 10  
1G 20A DP ONE-WAY  
WITH WIDE ROCKER

**K4788WHI** 10  
2 GANG DP WITH  
WIDE ROCKER

## MOUNTING BOXES

## FLUSH

861ZIC

## SURFACE

K2160WHI

K2140WHI (for extra

wiring space)

These switches do not

have to be derated when

used with fluorescent

or inductive loads.

## DIMENSIONS

86 x 86mm

## FIXING CENTRES

60.3mm

BS EN 60669-1:1999

## 20A DP VERSIONS

K4787WHI is 20A DP

1 way version of K4781.

BS EN 60669-1: 1999

K4788WHI is 20A DP

1 way version of K4782.

BS EN 60669-1:1999





Technical Hotline  
+44 (0)1268 563720

# Logic Plus™

WIRING DEVICES  
**WHITE**

## Intelligent LED Dimmer Switch

220V TO 240V A.C. 50HZ  
LED, TUNGSTEN FILAMENT  
AND LOW VOLTAGE  
HALOGEN LIGHTING

## Intelligent Dimmer Switches

230V A.C. 50HZ  
TUNGSTEN FILAMENT  
AND LOW VOLTAGE  
HALOGEN LIGHTING

## Standard Dimmer Switches

230V A.C. 50HZ  
TUNGSTEN FILAMENT

## Dimmer Switches (NON UK)

200-250V A.C.  
50 OR 60HZ



K1523WHILV



K1524WHILV



K1501WHILV



K1521WHILV



K1522WHILV



K1511WHI



K1531WHI



K1532WHI



K1533WHI




K1541WHI



K1561WHI



K1661WHI



4053PLWHIT9

### K1523WHILV

1 GANG SINGLE  
2 WAY  
40W/VA - 300W/240VA  
LED: 4-70W

### K1524WHILV

1 GANG DOUBLE  
2 WAY  
40W/VA - 300W/240VA  
LED: 4-70W

#### MOUNTING BOXES

FLUSH  
861ZIC – 25mm deep min

#### SURFACE

K2140WHI – 30mm deep  
Micro controller based circuitry to provide electronic soft-start and overload protection. Suitable for use with most major manufacturers LED lamps or electronic / wire wound transformers. Can also be used with good quality mains voltage GU10 halogen lamps.

Do not mix load types  
This dimmer offers the user the ability to adjust the minimum brightness level.

Max number of lamps (10)

#### DIMENSIONS

86 x 86mm

#### FIXING CENTRES

60.3mm

BS EN 60669-2-1

### K1501WHILV

1 GANG SINGLE  
TWO WAY 60W/VA-500W/400 VA

### K1521WHILV

1 GANG SINGLE  
TWO WAY 40W/VA-300W/240 VA

### K1522WHILV

1 GANG DOUBLE  
TWO WAY 2 X 40W/VA-300W/240 VA

#### FLUSH

861ZIC/866ZIC

#### SURFACE

K2140WHI

Micro controller based circuitry to provide electronic soft-start and overload protection. Suitable for use with good quality electronic or wire wound transformers. Can also be used with good quality mains voltage halogen lamps incorporating GU10 bases. Please check with lamp manufacturer to determine suitability.

#### DIMENSIONS

86 x 86mm

#### FIXING CENTRES

60.3mm

Conforms to BS EN 60669-2-1

### K1511WHI

1 GANG SINGLE  
ONE WAY 65-450W

### K1531WHI

1 GANG SINGLE  
ONE WAY 40-250W

### K1532WHI

1 GANG DOUBLE  
ONE WAY 2 X 40-250W

### K1533WHI

1 GANG DOUBLE  
TWO WAY 2 X 40-250W

### K1534WHI

1 GANG SINGLE  
TWO WAY 40-250W

### K1535WHI

1 GANG SINGLE  
TWO WAY 65-450W

#### MOUNTING BOXES

FLUSH

861ZIC/866ZIC

#### SURFACE

K2140WHI

Not suitable for fluorescent lamps or low voltage lighting.

#### DIMENSIONS

86 x 86mm

#### FIXING CENTRES

60.3mm

Conforms to BS EN 60669-2-1

### K1541WHI

1 GANG SINGLE  
ONE WAY  
75-500W 50HZ

### K1561WHI

1 GANG SINGLE  
TWO WAY  
100-1000W 50HZ

### K1641WHI

1 GANG SINGLE  
ONE WAY  
75-500W 60HZ

### K1661WHI

1 GANG SINGLE  
TWO WAY  
100-1000W 60HZ

#### MOUNTING BOXES

FLUSH

861ZIC/866ZIC

#### SURFACE

K2140WHI

#### PATENTRESS

For mounting in 16mm deep boxes a mounting frame 4053PLWHIT9 is available.

#### DIMENSIONS

86 x 86mm

#### FIXING CENTRES

60.3mm

### 40533PLWHIT9

CAN BE USED WITH  
LOGIC PLUS DIMMERS TO  
STAND PRODUCT FROM  
MOUNTING SURFACE  
WHERE BACK BOX DEPTH  
IS NOT SUFFICIENT

#### DIMENSIONS

86 x 86mm

Patress thickness is 5mm

#### FIXING CENTRES

60.3mm

## Blank Plates

Flex Outlet  
FrontplateEuro Modular  
FrontplatesEuro Power  
Modules

20 AMP



K3825WHI

K3827WHI



K3828WHI



K5033WHI




K1090WHI



K181WHI




K182WHI



K184WHI



K5830WHI



K5831WHI



K5832WHI



K5833WHI



K5834WHI



K5837WHI

- K3825WHI** 10  
1 GANG MOULDED  
ARCHITRAVE
- K3827WHI** 10  
1 GANG MOULDED
- K3828WHI** 10  
2 GANG MOULDED
- K5033WHI** 1  
METAL

K3825WHI  
For use with 3921ZIC and K2151WHI  
MOUNTING BOXES.

K5033WHI  
For use with 5120ALM deep metal box.

**DIMENSIONS**  
K3825WHI: 86 x 31mm  
K3827WHI: 86 x 86mm  
K3828WHI: 86 x 146mm  
K5033WHI: 178 x 165mm

**FIXING CENTRES**  
K3825WHI: 60.3mm  
K3827WHI: 60.3mm  
K3828WHI: 120.6mm  
K5033WHI: 133mm  
BS 5733:2010

- K1090WHI** 10  
FLEX OUTLET FRONTPLATE  
UNFUSED

Complete with three pairs of terminals, each suitable for 2 x 2.5mm<sup>2</sup> conductors and a 1.5mm<sup>2</sup> flexible cord. A cord-grip is also fitted.

Frontplate thickness is 12.5mm.  
Cable entry diameter is 11mm.

**DIMENSIONS**  
86 x 86mm  
**FIXING CENTRES**  
60.3mm  
BS EN 60670-22:2006

- K181WHI** 10  
1 GANG EURO FRONTPLATE  
ONE MODULE  
APERTURE SIZE 25 X 50MM

- K182WHI** 10  
**K182GRA** 10

1 GANG EURO FRONTPLATE  
TWO MODULE  
APERTURE SIZE 50 X 50MM

- K184WHI** 10  
**K184GRA** 10

2 GANG EURO FRONTPLATE  
FOUR MODULE  
APERTURE SIZE 100 X 50MM

- K185WHI** 10

3 GANG EURO FRONTPLATE  
SIX MODULE  
APERTURE SIZE 150 X 50MM

**MOUNTING BOXES**  
Suitable for flush boxes to BS 4662:2006 and surface boxes to BS 5733:2010 Refer to appropriate module for minimum box depth.

**K185WHI MOUNTING BOX**  
35mm VTS8035 (For use with Pinnacle and Premier cable management systems) K2153WHI 30mm

**FIXING CENTRES**  
1 GANG: 60.3mm 2 GANG: 120.6mm  
BS 5733:2010 where applicable  
Note: No grid required, modules just clip into place

- K5830WHI** 1  
**K5830BLK** 1  
UK 1 GANG EURO 2 MODULE  
13A 250V SHUTTERED

- K5831WHI** 10  
**K5831BLK** 10

GERMAN 2P+E  
16A 250V SHUTTERED  
EURO 2 MODULE (NON UK)

- K5832WHI** 10  
**K5832BLK** 10

AMERICAN 2P+E  
15A 127V SHUTTERED  
EURO 2 MODULE (NON UK)

**K5830 MOUNTING BOX**  
35mm minimum  
46mm (for extra wiring space)  
**DIMENSIONS**  
50 x 50mm  
BS 1363 Pt2:1995

**K5831 MOUNTING BOX**  
46mm  
**DIMENSIONS**  
50 x 50mm  
IEC 60884-1:2006

**K5832 MOUNTING BOX**  
35mm  
46mm (for extra wiring space)  
**DIMENSIONS**  
50 x 50mm  
SASO 2204:2003

- K5833WHI** 10  
**K5833BLK** 10  
UK 1 GANG EURO 2 MODULE  
5A 250V SHUTTERED

- K5834WHI** 10  
**K5834BLK** 10

FRENCH/BELGIAN 2P+E  
16A 250V SHUTTERED  
EURO 2 MODULE (NON UK)

- K5837WHI** 1  
**K5837BLK** 1

USB CHARGING MODULE  
EURO 2 MODULE

**K5833 MOUNTING BOX**  
35mm minimum  
46mm (for extra wiring space)  
**DIMENSIONS**  
50 x 50mm  
BS 546:1950

**K5834 MOUNTING BOX**  
46mm  
**DIMENSIONS**  
50 x 50mm  
NF C61-314

**K5837 MOUNTING BOX**  
35mm, 46mm (for extra wiring space)  
**DIMENSIONS**  
50 x 50mm  
USB charging sockets, each capable of supporting 2A charge (total of 2A).  
IEC 60950-1  
IEC 61000-6-1/3



Technical Hotline  
+44 (0)1268 563720

## Euro Datacom Modules

RJ11/12

RJ45 CAT 6

RJ45 CAT 5e

TELEPHONE



K5887WHI



K5887BLK



K5846WHI



K5846SBLK



K5864WHI



K5844WHI



K5845WHI



K5845BLK



K5820WHI



K5821WHI



K5821BLK

**K5887WHI** 5  
**K5887BLK** 5  
RJ11/12  
ONE MODULE 25 X 50MM

Suitable for both RJ11 and RJ12 jacks

RJ11: 4 wire  
RJ12: 6 wire

**MOUNTING BOXES**  
Minimum box depth 25mm

FCC68  
EN 41003

**K5846WHI** 5  
**K5846BLK** 5  
RJ45 CAT 6  
ONE MODULE 25 X 50MM

**K5846SWHI** 5  
**K5846SBLK** 5  
RJ45 CAT 6 SCREENED  
ONE MODULE 25 X 50MM

**K5864WHI** 5  
RJ45 CAT 6 ANGLED  
ONE MODULE 25 X 50MM

Cat 6 performance.  
Suitable for both 568A and 568B wiring schemes.

**MOUNTING BOXES**  
Minimum Box Depth 35mm  
ISO/IEC 11801  
EN 50173  
TIA 568  
EN 41003

**K5844WHI** 5  
RJ45 CAT 5e ANGLED  
ONE MODULE 25 X 50MM

**K5845WHI** 5  
**K5845BLK** 5  
RJ45 CAT 5e  
ONE MODULE 25 X 50MM

Enhanced Cat 5 performance.  
Suitable for both 568A and 568B wiring schemes.  
Supplied with cable tie and cable anchors to secure wires in the connectors.

**MOUNTING BOXES**  
Minimum box depth 25mm standard  
ISO/IEC 11801  
EN 50173  
TIA 568  
EN 41003

**K5820WHI** 5  
**K5820BLK** 5  
TELEPHONE MASTER  
ONE MODULE 25 X 50MM

**K5821WHI** 5  
**K5821BLK** 5  
TELEPHONE SECONDARY  
ONE MODULE 25 X 50MM

**MOUNTING BOXES**  
Minimum depth 25mm  
BS 6312 Pt 2

Mains operated products and extra low voltage modules must not be installed within the same frontplate.  
Refer to BS 7671 IET Wiring Regulations for details.

## Euro Multimedia Modules

TV CO-AXIAL OUTLETS FOR DIGITAL TV SCREENED  
NON ISOLATED

HDMI

AUDIO



K5850WHI



K5850BLK



K5851WHI



K5851BLK




K5855WHI



K5855BLK



K5852WHI



K5852DABWHI



K5853WHI



K5853DABWHI




K5854DABWHI



K5807WHI



K5805WHI



K5806WHI

**K5850WHI** 5  
**K5850BLK** 5  
SINGLE OUTLET (IEC MALE)  
ONE MODULE 25 X 50MM

**K5851WHI** 5  
**K5851BLK** 5  
SINGLE OUTLET  
(IEC FEMALE)  
ONE MODULE 25 X 50MM

**K5855WHI** 5  
**K5855BLK** 5  
SINGLE F-TYPE SATELLITE  
SOCKET  
ONE MODULE 25 X 50MM

Fully screened non isolated TV outlets containing a combination of single, TV/FM Diplexer and TV/FM/SAT Triplexer for use within digital TV systems and interactive TV services. Single outlets for connection to a single TV, FM or Satellite co-axial aerial lead.

**K5852WHI** 5  
**K5852BLK** 5  
TWIN OUTLET  
TV/FM DIPLEXER  
TWO MODULE 50 X 50MM  
(IRELAND ONLY)

**K5852DABWHI** 5  
**K5852DABBLK** 5  
TWIN OUTLET TV-FM/DAB  
DIPLEXER  
TWO MODULE 50 X 50MM

**K5853WHI** 5  
**K5853BLK** 5  
TRIPLE OUTLET  
TV/FM/SATELLITE TRIPLEXER  
TWO MODULE 50 X 50MM  
(IRELAND ONLY)

TV/FM diplexer units for connection to a single co-axial aerial lead with combined TV and FM signals.  
TV/FM/SAT triplexer units for connection to a single co-axial aerial lead with combined TV, FM and Satellite signals

**K5853DABWHI** 5  
**K5853DABBLK** 5  
TRIPLE OUTLET  
TV-FM/DAB-SAT TRIPLEXER  
TWO MODULE 50 X 50MM

**K5854DABWHI** 5  
**K5854DABBLK** 5  
QUAD OUTLET  
TV-FM/DAB-2XSAT  
TWO MODULE 50 X 50MM

**K5807WHI** 5  
**K5807BLK** 5  
FEMALE HDMI OUTLET

K5807 Female HDMI Outlet is HDMI 1.1, 1.2, 1.3 and 1.4 compatible, HDCP compliant.

DATA RATE  
Up to 2.25 Gbps

SCAN  
Up to 1080p/1920x1200

INPUT CONNECTOR  
1 x HDMI Female (Type A)

OUTPUT CONNECTOR  
1 x HDMI Female (Type A)

Supports high resolution input

PC  
VGA, SVGA, SXVGA (1280x1024) and UXGA (1600x1200, 1920x1200)

HDTV  
480p, 720p, 1080i and 1080p  
HDMI input cable should be no larger than 20m.

DIMENSIONS  
50 x 50 x 20mm

**K5805WHI** 5  
**K5805BLK** 5  
AUDIO BINDING POST  
SET FOR SINGLE LOUD  
SPEAKER

**K5806WHI** 5  
**K5806BLK** 5  
RCA TO SCREW  
TERMINATION SET  
1 RED AND 1 BLACK

DIMENSIONS  
50 x 25 x 28mm

These products are fully compatible with Labgear TV distribution systems and are approved for use in "Sky Homes" and "Homes On" specifications

### MOUNTING BOXES

Min box depth 32mm

### DIMENSIONS

1 Module 25 x 50mm

2 Module 50 x 50mm

BS 3041:1997

IEC 169-2:1965

BS EN 50083 & BS 5733:2010

where applicable

### PERFORMANCE

#### SINGLE OUTLETS

TV/FM Iec Male Or Female

DC-950MHz

SAT F-TYPE

DC-1.75GHz

### TV/FM/SAT PRODUCTS

Outlet:

TV:

FM/DAB:

SAT:

Outlet:

TV:

FM:

SAT1:

Diplexer

5-65MHz

470-862MHz

87.5-108MHz

N/A

Triplexer

5-65MHz

470-862MHz

87.5-108MHz

950-2300MHz

### TV/FM/DAB/SAT PRODUCTS FOR DIGITAL RADIO

Outlet:

TV:

FM/DAB:

SAT OR SAT1:

SAT2:

Outlet:

TV:

FM:

SAT1:

SAT2:

Diplexer

5-65MHz

470-862MHz

87.5-230MHz

N/A

Triplexer

5-65MHz

470-862MHz

87.5-230MHz

950-2300MHz





Technical Hotline  
+44 (0)1268 563720

# Logic Plus™

WIRING DEVICES  
**WHITE**

## LJU6C Datacom Frontplates

## LJU6C Datacom Modules


BLANKS

RJ11/12

RJ45 CAT 6

RJ45 CAT 5e

BLANKS



K180WHI



K172WHI



K5787WHI




K5746WHI



K5745WHI



K170WHI



K188WHI K188BLK



K5746BLK



K5745BLK



K170BLK



K186WHI K186BLK



K5746SWHI



K5746SBLK

**K180WHI** 10  
TWO MODULE  
BLANK 50 X 50MM

**K188WHI** 10  
**K188BLK** 10  
ONE MODULE  
BLANK 25 X 50MM

**K186WHI** 10  
**K186BLK** 10  
HALF MODULE  
BLANK 12.5 X 50MM

BS 5733:2010 where applicable

BS 5733:2010 where applicable

**K172WHI** 10  
1 GANG TWIN  
LJU6C FRONTPLATE  
TWO MODULE  
APERTURE SIZE  
22 X 37MM

**MOUNTING BOXES**  
suitable for flush boxes to  
BS 4662:2006 and surface  
boxes to BS 5733:2010

Refer to appropriate module  
for minimum box depth.

**FIXING CENTRES**  
1 GANG: 60.3mm  
2 GANG: 120.6mm  
BS 5733:2010 where applicable  
Note: No grid required,  
modules just clip into place.

**K5787WHI** 5  
RJ11/12  
ONE MODULE

Suitable for both RJ11 and  
RJ12 jacks.

RJ11: 4 wire  
RJ12: 6 wire

**MOUNTING BOXES**  
Minimum box depth 25mm  
FCC68  
EN41003

**K5746WHI** 5  
**K5746BLK** 5  
RJ45 CAT 6  
ONE MODULE

**K5746SWHI** 5  
**K5746SBLK** 5  
RJ45 CAT 6  
SCREENED  
ONE MODULE

Cat 6 performance.  
Suitable for both 568A and  
568B wiring schemes.

**MOUNTING BOXES**  
Minimum Box Depth 35mm  
ISO/IEC 11801  
EN 50173  
TIA 568  
EN 41003

**K5745WHI** 5  
**K5745BLK** 5  
RJ45 CAT 5e  
ONE MODULE

Enhanced Cat 5 performance.  
Suitable for both 568A and 568B  
wiring schemes.

**MOUNTING BOXES**  
Minimum box depth 25mm  
ISO/IEC 11801  
EN 50173  
TIA 568  
EN 41003

**K170WHI** 10  
**K170BLK** 10  
ONE MODULE BLANK

BS 5733:2010 where applicable

## Telephone Socket Outlets

FLUSH



K422WHI



K427WHI



K4817WHI



K3540WHI

## TV/FM and Satellite Co-Axial Socket Outlets

FOR DIGITAL AND INTERACTIVE SERVICES  
SCREENED, NON ISOLATED  
FLUSH



K3550WHI



K3551WHI



K3555WHI



K3552WHI



K3552DABWHI



K3553WHI



K3553DABWHI



K3554DABWHI

- K422WHI** 10  
1 GANG TELEPHONE MASTER
  - K427WHI** 10  
1 GANG TELEPHONE SECONDARY
  - K4817WHI** 10  
1 GANG RJ11 TELEPHONE SOCKET
  - K3540WHI** 10  
3 PIN WITH TELEPHONE SYMBOL (NON UK)
  - 400NAT** 10  
IDC INSERTION TOOL
- BS 6312 Pt 2  
K4817 FCC 68  
K3540  
Accepts standard BS 546  
2A 2 pin and earth plug where 2 pins are used for telephone circuits and the earth pin is used to ensure correct polarity.  
BS 546:1950 where applicable

- K3550WHI** 1  
SINGLE OUTLET (IEC MALE)
  - K3551WHI** 5  
SINGLE OUTLET (IEC FEMALE)
  - K3555WHI** 1  
SINGLE OUTLET F-TYPE SATELLITE SOCKET
  - K3552WHI** 5  
TWIN TV/FM DIPLEXER
- Fully screened non isolated TV outlets containing a combination of single, TV/FM Diplexer, TV/FM/SAT Triplexer and secondary telephone outlets for use within digital TV systems and interactive TV services.

- K3552DABWHI** 1  
TWIN TV/FM DAB DIPLEXER
  - K3553WHI** 5  
TRIPLE TV/FM/SAT TRIPLEXER
  - K3553DABWHI** 1  
TRIPLE TV/FM DAB/SAT TRIPLEXER
  - K3554DABWHI** 1  
QUAD TV/FM DAB/SATX2 QUADPLEXER
- Single outlets for connection to a single TV, FM or Satellite co-axial aerial lead.  
TV/FM diplexer units for connection to a single co-axial aerial lead with combined TV and FM signals.

**MOUNTING BOXES**  
Minimum box depth 32mm

1 GANG:	Flush:	866ZIC
	Surface:	K2181WHI
2 GANG:	Flush:	886ZIC
	Surface:	K2183WHI

**DIMENSIONS**

1 GANG:	86 x 86mm
2 GANG:	86 x 146mm

**FIXING CENTRES**

1 GANG:	60.3mm
2 GANG:	120.6mm

**PERFORMANCE**  
Refer to page 474 for technical specification.

## TV/FM and Satellite Co-Axial Socket Outlets with Telephone Outlet

FOR DIGITAL AND INTERACTIVE TV SERVICES  
FLUSH



K3557WHI



K3561WHI



K3560DABWHI



K3561DABWHI



K3562WHI



K3563WHI



K3563DABWHI



K3564DABWHI



K3565DABWHI



K3566DABWHI

**K3557WHI**  
SINGLE OUTLET  
(IEC MALE)  
WITH TELEPHONE  
SECONDARY

1

**K3561WHI**  
TRIPLE TV/FM/SAT  
TRIPLEXER  
WITH TELEPHONE  
SECONDARY

5

Single outlets for connection to a single TV, FM or Satellite co-axial aerial lead.  
TV/FM diplexer units for connection to a single co-axial aerial lead with combined TV and FM signals.

**K3560DABWHI**  
TWIN TV/FM DAB DIPLEXER  
WITH TELEPHONE SECONDARY

1

**K3561DABWHI**  
TRIPLE TV/FM DAB/SAT TRIPLEXER  
WITH TELEPHONE SECONDARY

1

**K3562WHI**  
TWIN TV/FM DIPLEXER  
WITH SINGLE TV (IEC MALE)  
AND TELEPHONE SECONDARY

5

**K3563WHI**  
TRIPLE TV/FM/SAT TRIPLEXER  
WITH SINGLE TV (IEC MALE)  
AND TELEPHONE SECONDARY

5

Telephone Secondary outlet for use with interactive TV digital services.

**K3562** and **K3563** outlets with additional single TV (male) outlet for secondary distribution of TV signal

**K3563DABWHI**  
TRIPLE TV/FM DAB/SAT TRIPLEXER  
WITH SINGLE TV (IEC MALE)  
AND TELEPHONE SECONDARY

1

**K3564DABWHI**  
QUAD TV/FM DAB/SATx2 QUADPLEXER  
WITH TELEPHONE SECONDARY

1

**K3565DABWHI**  
QUADPLEXER + RJ45  
AND TELEPHONE SECONDARY

1

**K3566DABWHI**  
QUADPLEXER  
WITH TELEPHONE SECONDARY  
AND SINGLE TV (IEC MALE)

1

## TV/FM and Satellite Co-Axial Socket Outlets

NON ISOLATED  
FLUSH

ISOLATED  
FLUSH



K3520WHI



K3523WHI



K3525WHI



K3525D1WHI



K3521WHI



K3522WHI




K3631GRA




K3632WHI




K3633GRA




K3634WHI



K3636WHI



K3638WHI



K3639WHI

**K3520WHI** 10  
SINGLE OUTLET

**K3523WHI** 10  
TWIN OUTLET

**K3525WHI** 10  
SINGLE F TYPE  
SATELLITE SOCKET

**K3525D1WHI** 10  
TWIN F TYPE  
SATELLITE SOCKET

**MOUNTING BOXES**  
FLUSH  
861ZIC (25mm)  
SURFACE  
K2140WHI

Single outlet for connection to a single TV or FM co-axial aerial lead. Twin outlet for connection to each of two separate TV/FM, co-axial aerial leads.

**DIMENSIONS**  
86 x 86mm  
**FIXING CENTRES**  
60.3mm  
BS 5733:2010 where applicable  
BS 3041:1977 IEC 169-2:1965

**K3521WHI** 10  
SINGLE OUTLET

**K3522WHI** 10  
TWIN OUTLET  
WITH FM/TV DIPLEXER

**MOUNTING BOXES**  
FLUSH  
861ZIC (25mm)  
SURFACE  
K2140WHI

Provides safety isolation rated at 2000Va.c. between aerial lead and socket.  
Single outlet for connection to a single TV or FM co-axial aerial lead.  
Twin outlet with TV/FM diplexer for connection to single co-axial aerial lead with combined TV & FM signals.

**DIMENSIONS**  
86 x 86mm  
**FIXING CENTRES**  
60.3mm  
BS 5733:2010 where applicable  
BS 3041:1977 IEC 169-2:1965

**K3631WHI** 10  
**K3631GRA** 10

1 MODULE

**K3632WHI** 10  
**K3632GRA** 10

2 MODULE

**K3633WHI** 10  
**K3633GRA** 10

3 MODULE

**K3634WHI** 10  
**K3634GRA** 10

4 MODULE

All modules from the Grid Plus range can be used with these frontplates.

**DIMENSIONS**  
1 & 2 MODULE: 86 x 86mm  
3 & 4 MODULE: 86 x 146mm  
6 & 8 MODULE: 146 x 146mm  
12 MODULE: 206 x 146mm  
BS 5733:2010

**K3636WHI** 1  
**K3636GRA** 1

6 MODULE

**K3638WHI** 1  
**K3638GRA** 1

8 MODULE

**K3639WHI** 1  
12 MODULE