




Surface-Mounting Slide DIP Switches with High Contact Reliability

- Knife-edge structure with high contact pressure mechanism assures high reliability.
- Washable , without seal tape available.
- With seal tape enables adsorption on auto mounting machine.
- Models with from 1 to 10 poles meet wide needs.
- Embossed 100 pcs reel type is recommended for flexible demand.






RoHS Compliant

■ List of Models Tube Packaging




Type		Flat actuator	Raised actuator
No. of poles	Quantity per tube		
1	100	A6SN-1101	A6SN-1104
2	60	A6SN-2101	A6SN-2104
3	45	A6SN-3101	A6SN-3104
4	35	A6SN-4101	A6SN-4104
5	30	A6SN-5101	A6SN-5104
6	25	A6SN-6101	A6SN-6104
7	20	A6SN-7101	A6SN-7104
8	20	A6SN-8101	A6SN-8104
9	15	A6SN-9101	A6SN-9104
10	15	A6SN-0101	A6SN-0104

Embossed Taping *

Type	Flat actuator				Raised actuator	
	Standard		With seal tape			
	Quantity per tube		Quantity per tube		Quantity per tube	
No. of poles						
2	750	A6SN-2101-P	750	A6SN-2102-P	700	A6SN-2104-P
3		A6SN-3101-P		A6SN-3102-P		A6SN-3104-P
4		A6SN-4101-P		A6SN-4102-P		A6SN-4104-P
5		A6SN-5101-P		A6SN-5102-P		A6SN-5104-P
6		A6SN-6101-P		A6SN-6102-P		A6SN-6104-P
7		A6SN-7101-P		A6SN-7102-P		A6SN-7104-P
8		A6SN-8101-P		A6SN-8102-P		A6SN-8104-P
9		A6SN-9101-P		A6SN-9102-P		A6SN-9104-P
10		A6SN-0101-P		A6SN-0102-P		A6SN-0104-P

Note: 1. Order in multiples of the package quantity.

Embossed Taping (100 pcs reel)

Type	Flat actuator				Raised actuator	
	Standard		With seal tape			
						
No. of poles	Quantity per tube		Quantity per tube		Quantity per tube	
2	100	A6SN-2101-R100	100	A6SN-2102-R100	100	A6SN-2104-R100
3		A6SN-3101-R100		A6SN-3102-R100		A6SN-3104-R100
4		A6SN-4101-R100		A6SN-4102-R100		A6SN-4104-R100
5		A6SN-5101-R100		A6SN-5102-R100		A6SN-5104-R100
6		A6SN-6101-R100		A6SN-6102-R100		A6SN-6104-R100
7		A6SN-7101-R100		A6SN-7102-R100		A6SN-7104-R100
8		A6SN-8101-R100		A6SN-8102-R100		A6SN-8104-R100
9		A6SN-9101-R100		A6SN-9102-R100		A6SN-9104-R100
10		A6SN-0101-R100		A6SN-0102-R100		A6SN-0104-R100

■ Ratings/Characteristics

Rating (resistive load)		25 mA at 24 VDC 10 μ A (minimum current) at 3.5 VDC
Ambient operating temperature		-30 to +85 °C at 60% max. (with no icing or condensation)
Ambient operating humidity		35% to 95% (at +5 to +35 °C)
Insulation resistance		100 M Ω min. (at 100 VDC with insulation tester)
Contact resistance (initial value)		200 m Ω max.
Dielectric strength	Between terminals	300 VAC for 1 min
Vibration resistance	Malfunction	10 to 55 Hz, 1.5-mm double amplitude
Shock resistance	Malfunction	490 m/s ² min.
Durability	Electrical	1,000 operations min.
Washing		Possible
Degree of protection		IEC IP40
Operating force		0.98 to 7.9 N {100 to 806 gf}
Weight		0.3 g (2 poles) 0.55 g (4 poles) 0.8 g (6 poles) 1.05 g (8 poles) 1.3 g (10 poles)

■ Dimensions (Unit: mm)

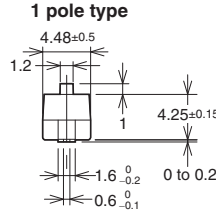


● Flat actuator

Standard

A6SN-□101

A6SN-□101-P

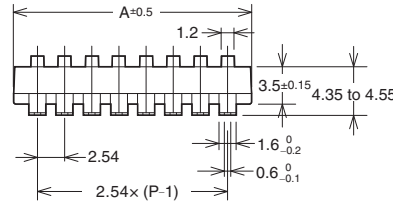
A6SN-□101-R100



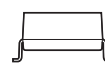
With seal tape

A6SN-□102-P

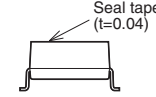
A6SN-□102-R100



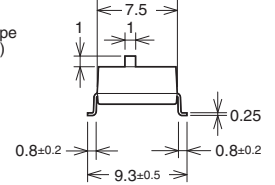
Flat actuator Standard



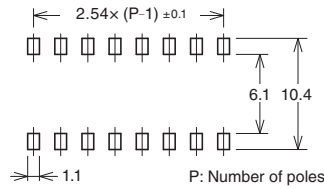
Flat actuator With seal tape



Raised actuator



Dimensions of PCB pad (Reference) (Top View)



● Raised actuator

A6SN-□104

A6SN-□104-P

A6SN-□104-R100

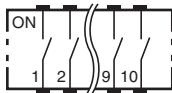


No. of poles	Flat actuator		Embossed taping			Embossed taping (100 pcs reel)			A
	Standard	Raised actuator	Flat actuator		Raised actuator	Flat actuator		Raised actuator	
			Standard	With seal tape		Standard	With seal tape		
1	A6SN-1101	A6SN-1104	---	---	---	---	---	---	4.48
2	A6SN-2101	A6SN-2104	A6SN-2101-P	A6SN-2102-P	A6SN-2104-P	A6SN-2101-R100	A6SN-2102-R100	A6SN-2104-R100	7.0
3	A6SN-3101	A6SN-3104	A6SN-3101-P	A6SN-3102-P	A6SN-3104-P	A6SN-3101-R100	A6SN-3102-R100	A6SN-3104-R100	9.6
4	A6SN-4101	A6SN-4104	A6SN-4101-P	A6SN-4102-P	A6SN-4104-P	A6SN-4101-R100	A6SN-4102-R100	A6SN-4104-R100	12.1
5	A6SN-5101	A6SN-5104	A6SN-5101-P	A6SN-5102-P	A6SN-5104-P	A6SN-5101-R100	A6SN-5102-R100	A6SN-5104-R100	14.6
6	A6SN-6101	A6SN-6104	A6SN-6101-P	A6SN-6102-P	A6SN-6104-P	A6SN-6101-R100	A6SN-6102-R100	A6SN-6104-R100	17.2
7	A6SN-7101	A6SN-7104	A6SN-7101-P	A6SN-7102-P	A6SN-7104-P	A6SN-7101-R100	A6SN-7102-R100	A6SN-7104-R100	19.7
8	A6SN-8101	A6SN-8104	A6SN-8101-P	A6SN-8102-P	A6SN-8104-P	A6SN-8101-R100	A6SN-8102-R100	A6SN-8104-R100	22.3
9	A6SN-9101	A6SN-9104	A6SN-9101-P	A6SN-9102-P	A6SN-9104-P	A6SN-9101-R100	A6SN-9102-R100	A6SN-9104-R100	24.8
10	A6SN-0101	A6SN-0104	A6SN-0101-P	A6SN-0102-P	A6SN-0104-P	A6SN-0101-R100	A6SN-0102-R100	A6SN-0104-R100	27.3

Note: Unless otherwise specified, a tolerance of ±0.4 mm applies to all dimensions.

■ Internal Connections

Contact Form (Top View)



■ Precautions

Be sure to read the Safety precautions common to all DIP Switches for correct use.

- Application examples provided in this document are for reference only. In actual applications, confirm equipment functions and safety before using the product.
- Consult your OMRON representative before using the product under conditions which are not described in the manual or applying the product to nuclear control systems, railroad systems, aviation systems, vehicles, combustion systems, medical equipment, amusement machines, safety equipment, and other systems or equipment that may have a serious influence on lives and property if used improperly. Make sure that the ratings and performance characteristics of the product provide a margin of safety for the system or equipment, and be sure to provide the system or equipment with double safety mechanisms.

Note: Do not use this document to operate the Unit.

OMRON Corporation
Electronic and Mechanical Components Company

Contact: www.omron.com/ecb

Cat. No. A193-E1-06
0619(0207)(O)