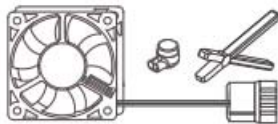




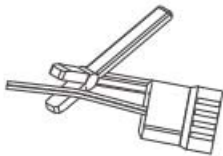
Cut the wires and put the wires into UY connector in parallel.



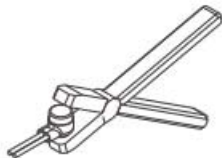
Use Telecom pliers to seat UY connector, make sure positive and negative terminal before installation.



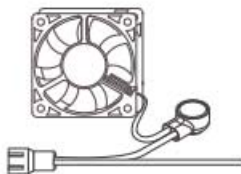
Prepare wires to proceed connection.



Cut the wires and put the wires into UY connector in parallel.



Use Telecom pliers to seat UY connector, make sure positive and negative terminal before installation.



Connection completed.

**Overall Dimension :** 12 x 8.5 x 8 mm  
**Color :** White, Orange

**Package detail :** 10 PCS  
**Maximum Insulation :**1.52mm  
**AWG range :** 22-26 AWG  
**Type of wires :** solid copper  
**Type of insulation :** PVC  
**Wires for connection :**Two solid copper wires  
**Weight :** 100 g