


R5 series

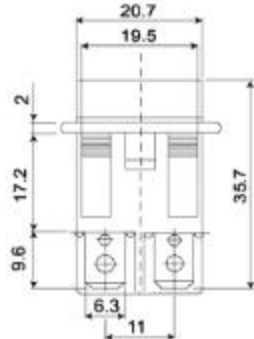
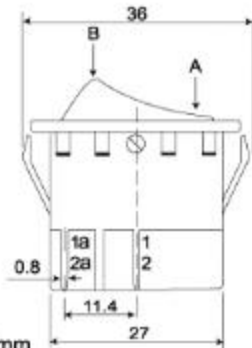


16A 250V AC
20A 125V AC

MODEL NO.	TYPE		
R515	DPST	ON	OFF
R525	DPDT	ON	ON
R535	DPDT	ON	OFF ON
R545	DPDT	ON	(ON)
R555	DPST	OFF	(ON)
R565	DPDT	(ON)	OFF (ON)
R575	DPDT	ON	(OFF)
R585	DPDT	ON	OFF (ON)
R595	DPST	Illuminated	



MOUNTING HOLE : 22 x 30mm



HOW TO ORDER

MODEL NO. + HOUSING COLOR + ROCKER COLOR or LAMP COLOR + MARKING + TERMINAL TYPE + LAMP VOLTAGE + LAMP COLOR

B : BLACK
 W : WHITE
 G : GRAY

B : BLACK
 W : WHITE
 G : GRAY
 R : RED
 Y : YELLOW
 GN : GREEN

R : RED
 Y : YELLOW
 GN : GREEN

O A B C D
 E F G H

T
S

□ : NO LAMP
 1 : 125V AC
 2 : 250V AC
 3 : 12V DC
 4 : 24V DC

※ For R495□□□□□□□□
 Dot Illuminated only
 { R : RED
 Y : YELLOW
 GN : GREEN