

### Features

- Halogen Free Available Upon Request By Adding Suffix "-HF"
- High Current Capability
- Guard Ring Protection
- Epoxy Meets UL 94 V-0 Flammability Rating
- Lead Free Finish/RoHS Compliant (Note 1)("P" Suffix Designates RoHS Compliant. See Ordering Information)



### Maximum Ratings @ 25°C (Unless Otherwise Specified)

Parameter	Symbol	Value						Unit
		SB 220	SB 230	SB 240	SB 245	SB 250	SB 260	
Peak Repetitive Reverse Voltage	$V_{RRM}$							V
Working Peak Reverse Voltage	$V_{RWM}$	20	30	40	45	50	60	
DC Blocking Voltage	$V_R$							
RMS Reverse Voltage	$V_{RMS}$	14	21	28	31.5	35	42	V
Average Rectified Forward Current	$I_{F(AV)}$	2						A
Non-Repetitive Peak Surge Current @ 8.3ms Half Sine Wave	$I_{FSM}$	50						A
Current Squared Time @ 1ms ≤ t ≤ 8.3ms	$I^2t$	10.375						A <sup>2</sup> s

### Marking code

Part Number	Marking Code
SB220	SB220
SB230	SB230
SB240	SB240
SB245	SB245
SB250	SB250
SB260	SB260

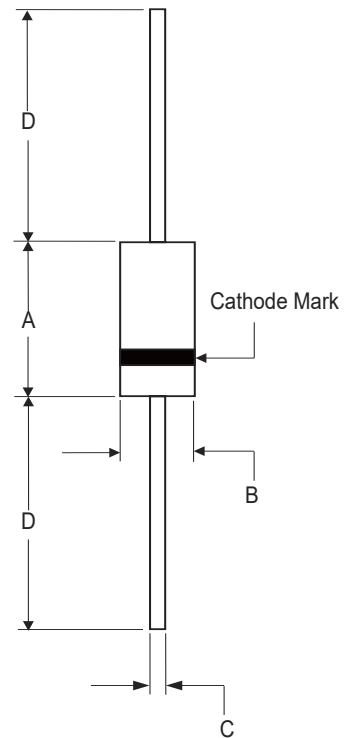
### Internal Structure

Pin	Description	Simplified Outline	Graphic Symbol
1	Cathode	 <p>XXXXX: Marking Code</p>	
2	Anode		

Note: 1. High temperature solder exemption applied, see EU directive annex 7a.

**& Amp**  
**'GW ch\_mIF YWJZYf**  
**& 0 to 60 Volts**

### DO-15



DIM	INCHES		MM		NOTE
	MIN	MAX	MIN	MAX	
A	0.230	0.300	5.80	7.60	
B	0.104	0.140	2.60	3.60	
C	0.026	0.035	0.70	0.90	
D	1.000	-----	25.40	-----	

### Thermal characteristics

Symbol	Parameter	Conditions	Min	Typ	Max	Unit
$T_J$	Operating Junction Temperature Range	SB220~SB245	-55		125	°C
$T_J$	Operating Junction Temperature Range	SB250~SB260	-55		150	°C
$T_{stg}$	Storage Temperature Range		-55		150	°C
$R_{th(J-L)}$	Thermal Resistance from Junction to Lead			15		°C/W
$R_{th(J-A)}$	Thermal Resistance from Junction to Ambient			45		°C/W

### Electrical Characteristics @ 25°C Unless Otherwise Specified

Parameter	Symbol	Test Conditions	Min	Typ	Max	Unit
Forward Voltage SB220~SB245 SB250~SB260	$V_F$	$I_F=2A; T_J=25^\circ C$			0.50 0.70	V
Reverse Current	$I_R$	at Rated $V_R; T_J=25^\circ C$ at Rated $V_R; T_J=125^\circ C$			0.1 20	mA
Junction Capacitance SB220~SB245 SB250~SB260	$C_J$	$V_R=4V; f=1MHz; T_J=25^\circ C$		125 90		pF

**Curve Characteristics**

Fig. 1 - Forward Current Derating Curve

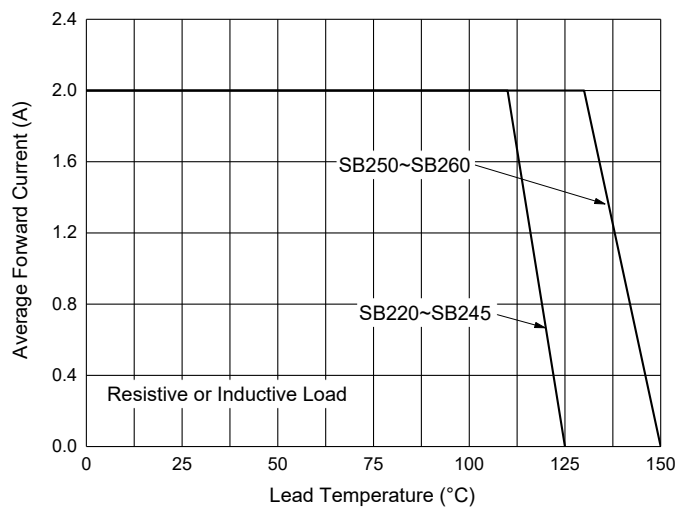


Fig. 2 - Maximum Non-Repetitive Peak Forward Surge Current

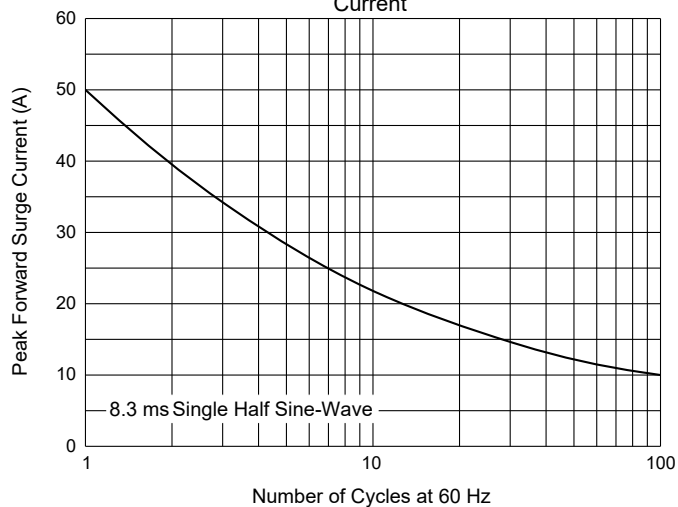


Fig. 3 - Typical Forward Characteristics

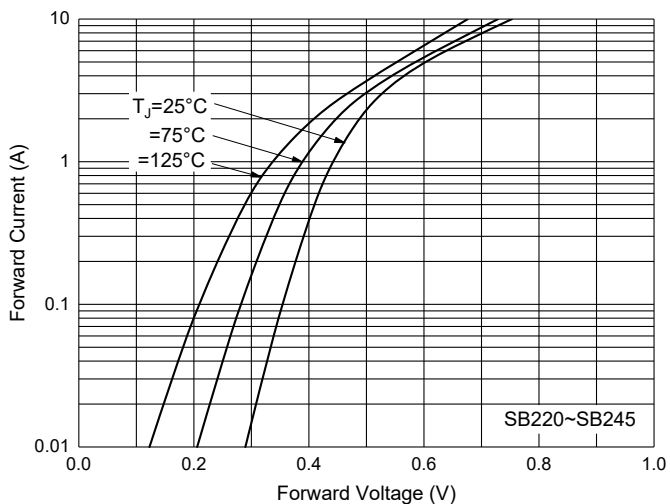


Fig. 4 - Typical Reverse Leakage Characteristics

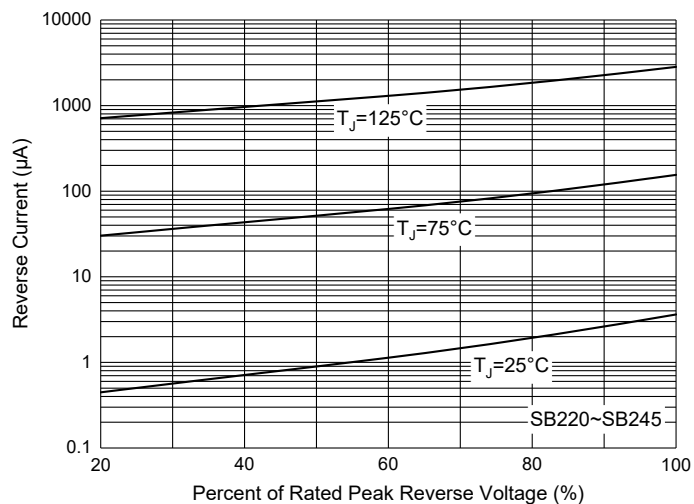


Fig. 5 - Typical Forward Characteristics

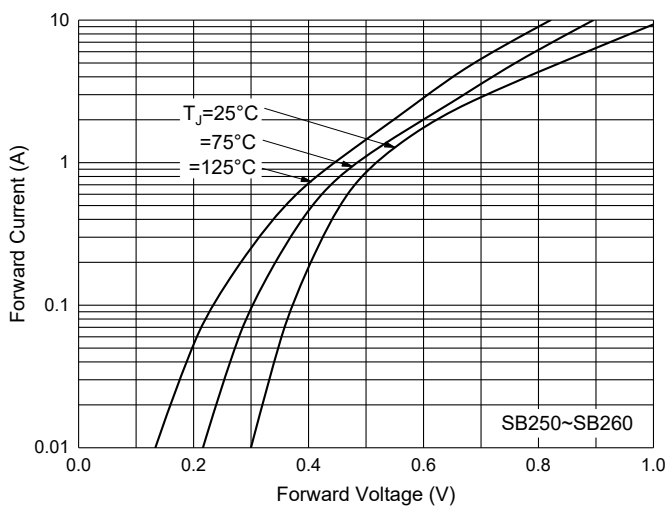
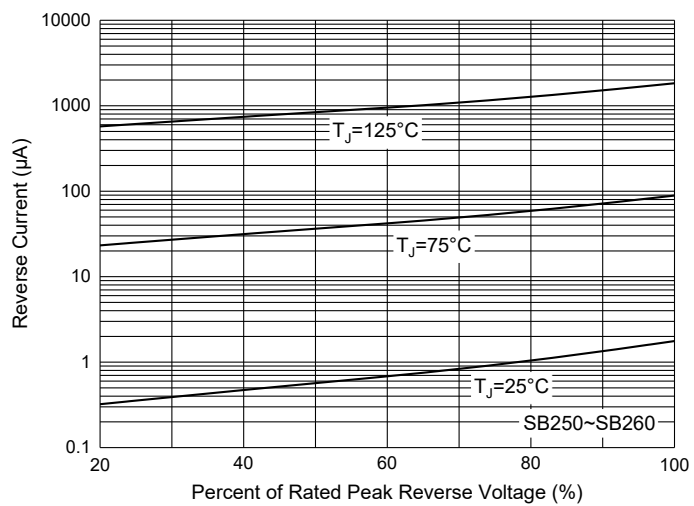
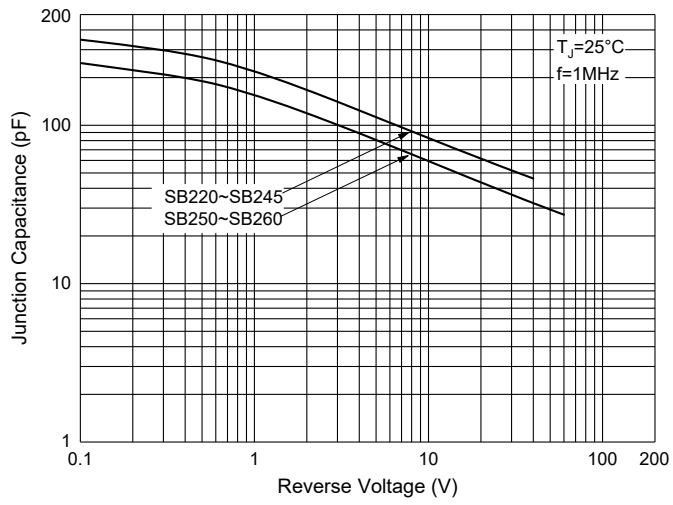


Fig. 6 - Typical Reverse Leakage Characteristics



## Curve Characteristics

Fig. 7 - Typical Capacitance Characteristics



## Ordering Information

Device	Packing
Part Number-TP	Tape&Reel:4Kpcs/Reel
Part Number-AP	Ammo Packing: 3Kpcs/Ammo Box
Part Number-BP	Bulk:500pcs/Box,25Kpcs/Carton

Note : Adding "-HF" Suffix For Halogen Free, eg. Part Number-TP-HF

### \*\*\*IMPORTANT NOTICE\*\*\*

**Micro Commercial Components Corp.** reserves the right to make changes without further notice to any product herein to make corrections, modifications , enhancements , improvements , or other changes . **Micro Commercial Components Corp.** does not assume any liability arising out of the application or use of any product described herein; neither does it convey any license under its patent rights ,nor the rights of others . The user of products in such applications shall assume all risks of such use and will agree to hold **Micro Commercial Components Corp.** and all the companies whose products are represented on our website, harmless against all damages. **Micro Commercial Components Corp.** products are sold subject to the general terms and conditions of commercial sale, as published at <https://www.mccsemi.com/Home/TermsAndConditions>.

### \*\*\*LIFE SUPPORT\*\*\*

MCC's products are not authorized for use as critical components in life support devices or systems without the express written approval of Micro Commercial Components Corporation.

### \*\*\*CUSTOMER AWARENESS\*\*\*

Counterfeiting of semiconductor parts is a growing problem in the industry. Micro Commercial Components (MCC) is taking strong measures to protect ourselves and our customers from the proliferation of counterfeit parts. MCC strongly encourages customers to purchase MCC parts either directly from MCC or from Authorized MCC Distributors who are listed by country on our web page cited below. Products customers buy either from MCC directly or from Authorized MCC Distributors are genuine parts, have full traceability, meet MCC's quality standards for handling and storage. **MCC will not provide any warranty coverage or other assistance for parts bought from Unauthorized Sources.** MCC is committed to combat this global problem and encourage our customers to do their part in stopping this practice by buying direct or from authorized distributors.