

**描述 / Descriptions**

N 沟道 TO-220 塑封封装场效应管。

N-CHANNEL MOSFET in a TO-220 Plastic Package.

**特征 / Features**

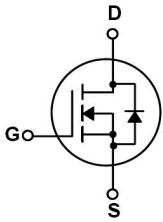

阻抗低，开关速度快。

Low On-Resistance, fast switching.

**用途 / Applications**

用于高效 DC/DC 转换和功率开关。

These devices are well suited for high efficiency switching DC/DC converters and switch mode power supplies.

**内部等效电路 / Equivalent Circuit****引脚排列 / Pinning**

PIN1 : G

PIN 2 : D

PIN 3 : S

**放大及印章代码 /  $h_{FE}$  Classifications & Marking**

见印章说明。 See Marking Instructions.

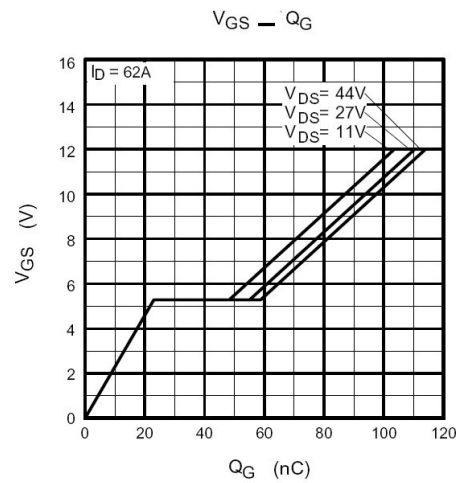
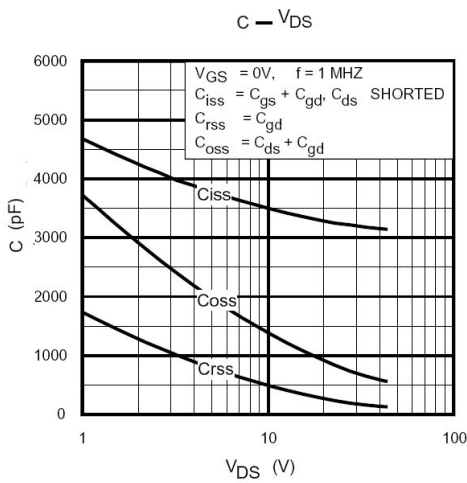
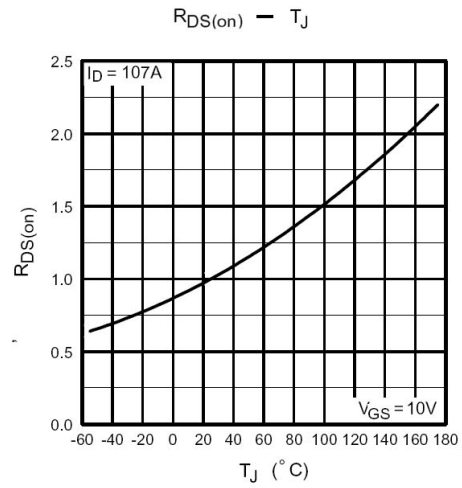
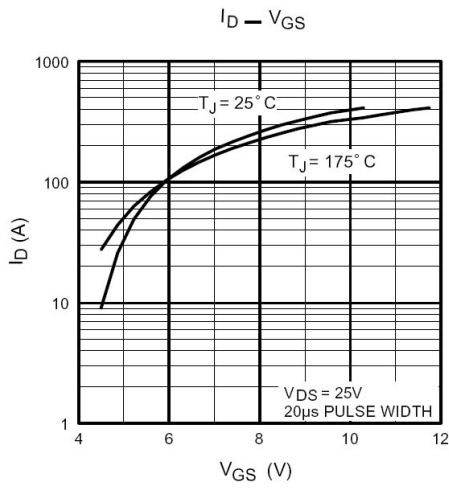
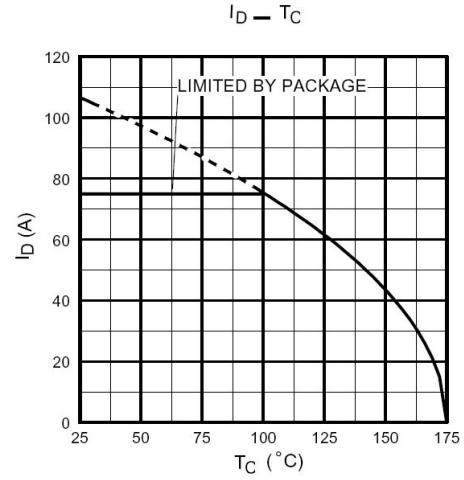
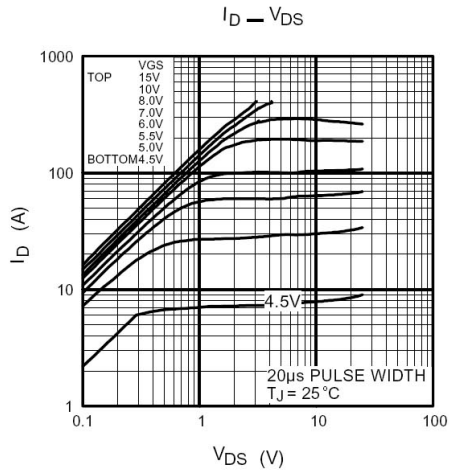
**极限参数 / Absolute Maximum Ratings(Ta=25°C)**

参数 Parameter	符号 Symbol	数值 Rating	单位 Unit
Drain-Source Voltage	$V_{DSS}$	55	V
Drain Current	$I_D(T_C=25^\circ\text{C})$	110	A
	$I_D(T_C=100^\circ\text{C})$	80	A
Pulsed Drain Current	$I_{DM}$	390	A
Gate-Source Voltage	$V_{GSS}$	$\pm 20$	V
Avalanche Current	$I_{AR}$	62.3	A
Single Pulsed Avalanche Energy	$E_{AS}$	1.3	J
Total Power Dissipation	$P_D(T_C=25^\circ\text{C})$	200	W
Junction and Storage Temperature Range	$T_J, T_{STG}$	-55 to 150	$^\circ\text{C}$

**电性能参数 / Electrical Characteristics(Ta=25°C)**

参数 Parameter	符号 Symbol	测试条件 Test Conditions	最小值 Min	典型值 Typ	最大值 Max	单位 Unit
Zero Gate Voltage Drain Current	$BV_{DSS}$	$V_{GS}=0V$ $I_D=250\mu A$	55			V
Zero Gate Voltage Drain Current	$I_{DSS}$	$V_{DS}=55V$ $V_{GS}=0V$			1	$\mu A$
Gate-Body Leakage Current Forward	$I_{GSS}$	$V_{GS}=\pm 20V$ $V_{DS}=0V$			$\pm 0.1$	$\mu A$
Gate Threshold Voltage	$V_{GS(th)}$	$V_{DS}=V_{GS}$ $I_D=250\mu A$	2		4	V
Static Drain-Source On-Resistance	$R_{DS(on)}$	$V_{GS}=10V$ $I_D=90A$			8	m $\Omega$
Forward Transconductance	$g_{FS}$	$V_{DS}=10V$ $I_D=30A$		38		S
Forward On Voltage	$V_{SD}$	$V_{GS}=0V$ $I_S=90A$			1.3	V
Input Capacitance	$C_{iss}$	$V_{DS}=25V$ $V_{GS}=0V$ $f=1MHz$		3140		pF
Output Capacitance	$C_{oss}$			806		
Reverse Transfer Capacitance	$C_{rss}$			211		
Turn-On Delay Time	$t_{d(on)}$	$V_{DD}=28V$ $I_D=62A$ $R_G=4.5\Omega$		14		ns
Turn-On Rise Time	$t_r$			101		
Turn-Off Delay Time	$t_{d(off)}$			50		
Turn-Off Fall Time	$t_f$			65		

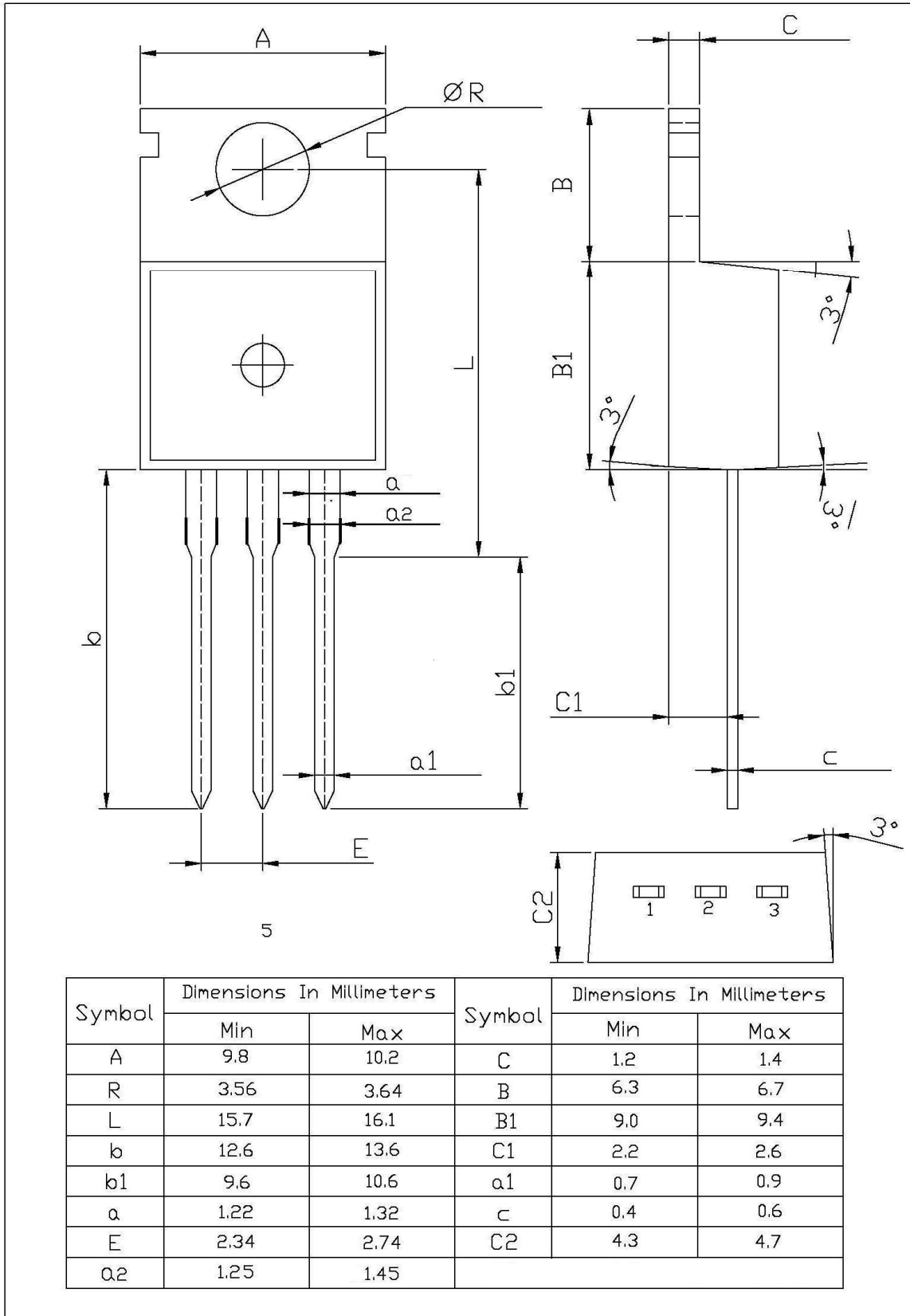
## 电参数曲线图 / Electrical Characteristic Curve



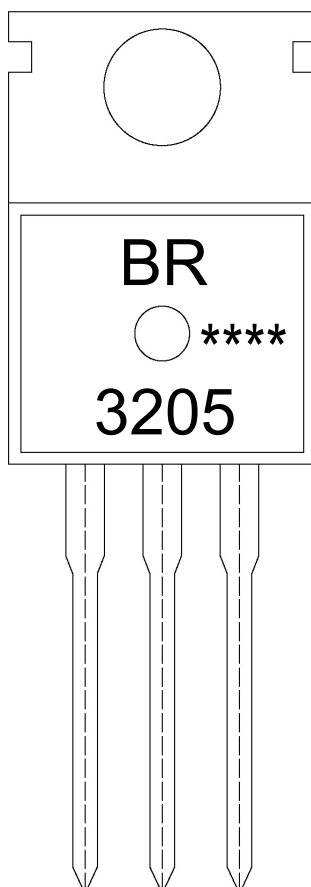
外形尺寸图 / Package Dimensions

T□-220

单位: mm



**印章说明 / Marking Instructions**



说明：

BR： 为公司代码

3205： 为产品型号

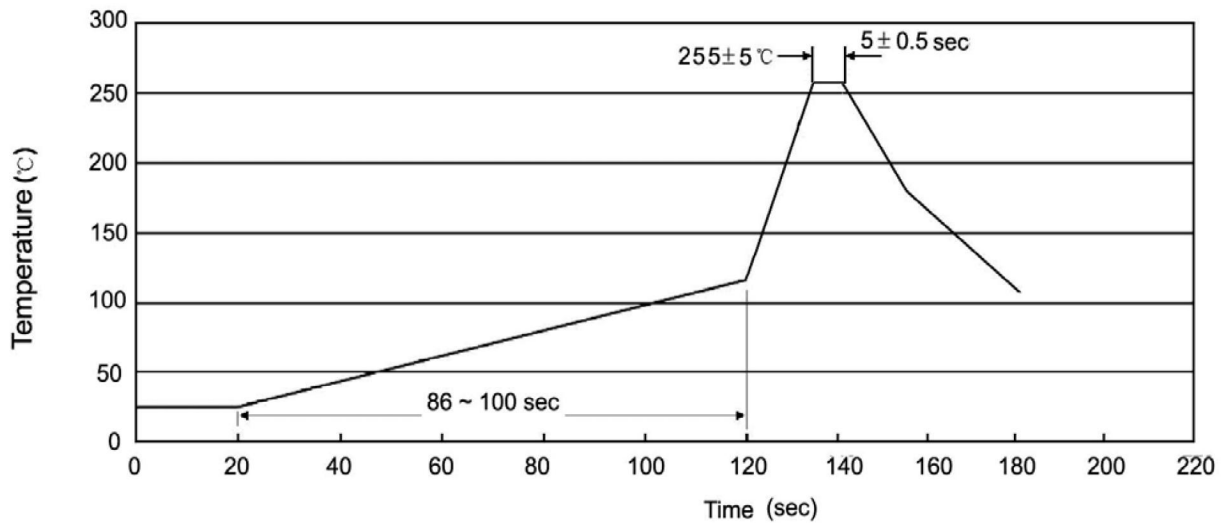
\*\*\*\*： 为生产批号代码，随生产批号变化。

Note:

BR: Company Code

3205: Product Type.

\*\*\*\*: Lot No. Code, code change with Lot No.

**波峰焊温度曲线图(无铅) / Temperature Profile for Dip Soldering(Pb-Free)**


说明：

- 1、预热温度 25 ~ 150°C，时间 60 ~ 90sec；
- 2、峰值温度 255±5°C，时间持续为 5±0.5sec；
- 3、焊接制程冷却速度为 2 ~ 10°C/sec.

Note:

- 1.Preheating:25~150°C, Time:60~90sec.
- 2.Peak Temp.:255±5°C, Duration:5±0.5sec.
3. Cooling Speed: 2~10°C/sec.

**耐焊接热试验条件 / Resistance to Soldering Heat Test Conditions**

温度：270±5°C

时间：10±1 sec.

Temp.:270±5°C

Time:10±1 sec

**包装规格 / Packaging SPEC.**

散件包装 / BULK

Package Type 封装形式	Units 包装数量					Dimension 包装尺寸 (unit: mm <sup>3</sup> )		
	Units/Bag 只/袋	Bags/Inner Box 袋/盒	Units/Inner Box 只/盒	Inner Boxes/Outer Box 盒/箱	Units/Outer Box 只/箱	Bag 袋	Inner Box 盒	Outer Box 箱
TO-220/F	200	10	2,000	5	10,000	135×190	237×172×102	560×245×195

套管包装 / TUBE

Package Type 封装形式	Units 包装数量					Dimension 包装尺寸 (unit: mm <sup>3</sup> )		
	Units/Tube 只/套管	Tubes/Inner Box 套管/盒	Units/Inner Box 只/盒	Inner Boxes/Outer Box 盒/箱	Units/Outer Box 只/箱	Tube 套管	Inner Box 盒	Outer Box 箱
TO-220/F	50	20	1,000	5	5,000	532×31.4×5.5	555×164×50	575×290×180

**使用说明 / Notices**