

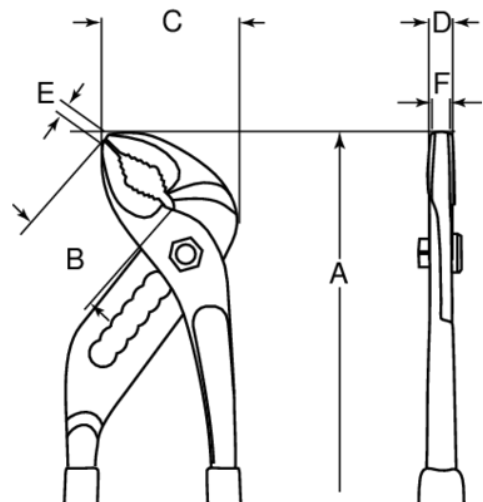


7224S
**Insulated Quick-Adjust Water
Pump Pliers with Dual-Component
Handle**



PRODUCT DETAILS



- Sturdy box joint frame and slim design
- High performance alloy steel, two-component handles for maximum grip comfort
- Phosphate finish, anti-corrosion treated
- Self-adjusting patented lateral lever
- Flat and round grip shape with auto-tightening device
- Up to 35% bigger mouth opening compared to market standard
- Narrow design head for great accessibility in confined spaces
- Hardened teeth (60 HRC to 62 HRC) for a long product life and strong gripping on any shape
- Comfortable two-component 1000V handles for excellent grip
- Slim jaws provide easy accessibility
- Designed to prevent fingers being pinched
- ISO 8976, IEC 60900



Follow the Fish!



PRODUCT ATTRIBUTES

| Product | Adjustment positions | A | B | C | D | E | F |  |  |
|--------------|----------------------|--------|-------|-------|-------|------|------|---|---|
| 7224S | 16 | 250 mm | 40 mm | 50 mm | 15 mm | 8 mm | 7 mm | 44 mm | 371 g |

Follow the Fish!

