


## QYX Foil Type Polyester Film Capacitor (Standard type)

- Inductive construction, using a dielectric of polyester film together with aluminum foil.
- Coated with epoxy resin for superior heat resistance, humidity resistance and solvent resistance.
- Suited for use in commercial and industrial applications.
- Available for automatic insertion systems.
- Compliant to the RoHS directive (2011/65/EU, (EU)2015/863).

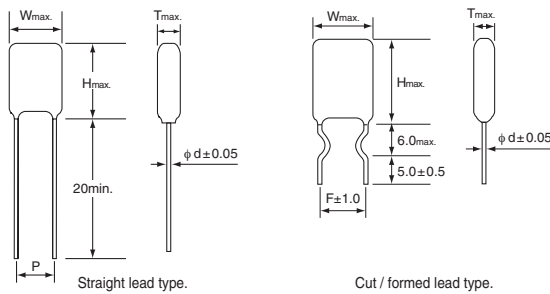


Products which are scheduled to be discontinued.  
Not recommended for new designs.

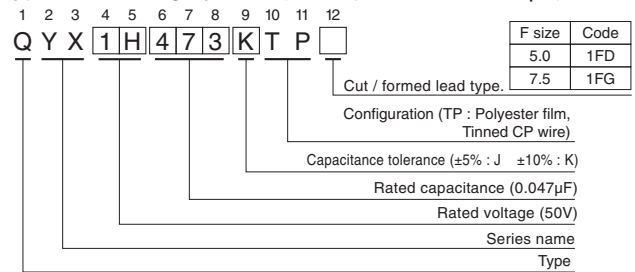
### Specifications

| Item                       | Performance Characteristics  |
|----------------------------|--|
| Category Temperature Range | -40 to +85°C   |
| Rated Voltage              | 50, 100VDC   |
| Rated Capacitance Range    | 0.001 to 0.47μF  |
| Capacitance Tolerance      | ±5% (J), ±10% (K)  |
| Dielectric Loss Tangent    | 0.8% or less (at 1kHz 20°C)  |
| Insulation Resistance      | 30000 MΩ or more   |
| Withstand Voltage          | Between Terminals : Rated Voltage × 250%, 1 to 5 secs.<br>Between Terminals and Coverage: Rated Voltage × 200%, 1 to 5 secs. |
| Encapsulation              | Epoxy resin  |

### Drawing



### Type numbering system (Example : 50V 0.047μF)



### Dimensions

Unit : mm

| Cap. (μF) | V (Code) | Code | Size | 50VDC (1H) |      |      |     |                                       | 100VDC (2A) |     |      |      |     |  |     |
|-----------|----------|------|------|------------|------|------|-----|---------------------------------------|-------------|-----|------|------|-----|--|-----|
|           |          |      |      | T          | W    | H    | d   | P                                     | F           | T   | W    | H    | d   | P                                      | F   |
| 0.001     | 102      |      |      | 2.5        | 5.0  | 8.5  | 0.5 | 3.5 ± 0.75                            | 5.0         | 2.8 | 5.5  | 11.5 | 0.5 | 3.5 <sup>+1.0</sup> / <sub>-1.2</sub>  | 5.0 |
| 0.0015    | 152      |      |      | 2.5        | 5.0  | 8.5  | 0.5 | 3.5 ± 0.75                            | 5.0         | 2.8 | 5.5  | 12.0 | 0.5 | 3.5 <sup>+1.0</sup> / <sub>-1.2</sub>  | 5.0 |
| 0.0022    | 222      |      |      | 3.0        | 5.5  | 8.5  | 0.5 | 3.5 ± 0.75                            | 5.0         | 2.8 | 5.5  | 12.0 | 0.5 | 3.5 <sup>+1.0</sup> / <sub>-1.2</sub>  | 5.0 |
| 0.0033    | 332      |      |      | 3.0        | 5.5  | 8.5  | 0.5 | 3.5 ± 0.75                            | 5.0         | 2.8 | 5.5  | 12.0 | 0.5 | 3.5 <sup>+1.0</sup> / <sub>-1.2</sub>  | 5.0 |
| 0.0047    | 472      |      |      | 3.0        | 6.0  | 8.5  | 0.5 | 3.5 ± 0.75                            | 5.0         | 3.0 | 6.0  | 12.0 | 0.5 | 3.5 <sup>+1.0</sup> / <sub>-1.2</sub>  | 5.0 |
| 0.0068    | 682      |      |      | 3.5        | 6.0  | 8.5  | 0.5 | 3.5 ± 0.75                            | 5.0         | 3.0 | 6.0  | 12.0 | 0.5 | 5.0 ± 1.0                              | 5.0 |
| 0.01      | 103      |      |      | 3.5        | 6.0  | 8.5  | 0.5 | 3.5 ± 0.75                            | 5.0         | 3.0 | 6.5  | 12.0 | 0.5 | 5.0 ± 1.0                              | 5.0 |
| 0.015     | 153      |      |      | 3.5        | 6.0  | 10.0 | 0.5 | 3.5 ± 0.75                            | 5.0         | 3.0 | 6.5  | 13.0 | 0.5 | 5.0 ± 1.0                              | 5.0 |
| 0.022     | 223      |      |      | 3.5        | 6.5  | 10.5 | 0.5 | 3.5 ± 0.75                            | 5.0         | 3.5 | 7.0  | 13.0 | 0.5 | 5.0 ± 1.0                              | 5.0 |
| 0.033     | 333      |      |      | 4.0        | 7.0  | 10.5 | 0.5 | 3.5 ± 0.75                            | 5.0         | 3.5 | 7.5  | 13.0 | 0.5 | 5.0 ± 1.0                              | 5.0 |
| 0.047     | 473      |      |      | 4.5        | 7.5  | 11.0 | 0.5 | 5.0 ± 1.0                             | 5.0         | 4.5 | 8.5  | 14.0 | 0.5 | 5.0 ± 1.0                              | 5.0 |
| 0.068     | 683      |      |      | 5.0        | 8.0  | 11.0 | 0.5 | 5.0 ± 1.0                             | 5.0         | 4.5 | 9.5  | 14.0 | 0.5 | 7.5 <sup>+1.0</sup> / <sub>-1.2</sub>  | 7.5 |
| 0.1       | 104      |      |      | 5.5        | 9.0  | 12.0 | 0.5 | 5.0 ± 1.0                             | 5.0         | 5.5 | 11.0 | 14.0 | 0.5 | 7.5 <sup>+1.0</sup> / <sub>-1.2</sub>  | 7.5 |
| 0.15      | 154      |      |      | 6.5        | 10.0 | 13.5 | 0.5 | 5.0 ± 1.0                             | 5.0         | 6.0 | 12.5 | 15.5 | 0.5 | 10.0 <sup>+1.0</sup> / <sub>-1.2</sub> | 7.5 |
| 0.22      | 224      |      |      | 7.0        | 11.0 | 13.5 | 0.5 | 7.5 <sup>+1.0</sup> / <sub>-1.2</sub> | 7.5         | 7.0 | 14.0 | 15.5 | 0.5 | 10.0 <sup>+1.0</sup> / <sub>-1.2</sub> | 7.5 |
| 0.33      | 334      |      |      | 8.0        | 12.5 | 16.0 | 0.6 | 7.5 <sup>+1.0</sup> / <sub>-1.2</sub> | 7.5         | 8.0 | 14.5 | 18.5 | 0.6 | 10.0 <sup>+1.0</sup> / <sub>-1.2</sub> | 7.5 |
| 0.47      | 474      |      |      | 9.5        | 14.0 | 16.5 | 0.6 | 7.5 <sup>+1.0</sup> / <sub>-1.2</sub> | 7.5         | 9.5 | 16.5 | 18.5 | 0.6 | 10.0 <sup>+1.0</sup> / <sub>-1.2</sub> | 7.5 |

F : lead pitch for cut / formed lead wires.