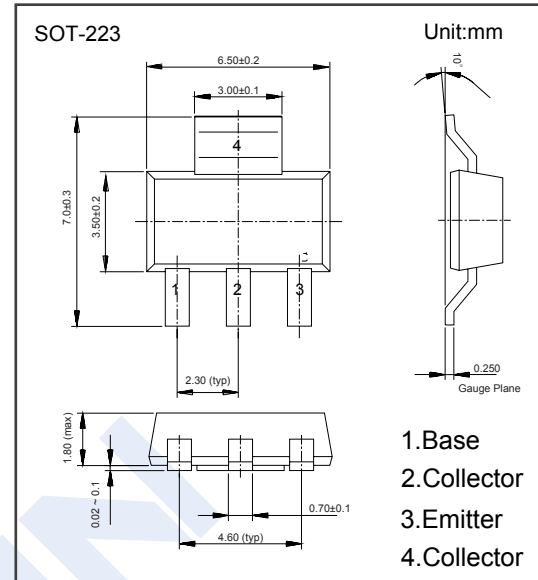
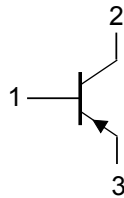


PNP Transistors

BCP69 (KCP69)

■ Features

- High current (max. 1 A)
- Low voltage (max. 20 V)
- Complements to BCP68



■ Absolute Maximum Ratings Ta = 25°C

Parameter	Symbol	Rating	Unit
Collector - Base Voltage	V _{CB0}	-32	V
Collector - Emitter Voltage	V _{CE0}	-20	
Emitter - Base Voltage	V _{EB0}	-5	
Collector Current - Continuous	I _C	-1	A
Collector Current - Pulse	I _{CP}	-2	
Base Current - Pulse	I _{BP}	-0.2	
Collector Power Dissipation	P _C	1.35	W
Thermal Resistance from Junction to Ambient	R _{θJA}	91	°C/W
Thermal Resistance from Junction to Soldering Point	R _{θJS}	10	
Junction Temperature	T _J	150	°C
Storage Temperature range	T _{stg}	-65 to 150	

PNP Transistors

BCP69 (KCP69)

■ Electrical Characteristics $T_a = 25^\circ\text{C}$

Parameter	Symbol	Test Conditions	Min	Typ	Max	Unit
Collector- base breakdown voltage	V_{CB0}	$I_C = -100 \mu\text{A}, I_E = 0$	-32			V
Collector- emitter breakdown voltage	V_{CE0}	$I_C = -1 \text{ mA}, I_B = 0$	-20			
Emitter - base breakdown voltage	V_{EB0}	$I_E = -100 \mu\text{A}, I_C = 0$	-5			
Collector-base cut-off current	I_{CBO}	$V_{CB} = -25 \text{ V}, I_E = 0$			-100	nA
		$V_{CB} = -25 \text{ V}, I_E = 0, T_J = 150^\circ\text{C}$			-10	μA
Emitter cut-off current	I_{EBO}	$V_{EB} = -5 \text{ V}, I_C = 0$			-100	nA
Collector-emitter saturation voltage	$V_{CE(sat)}$	$I_C = -1 \text{ A}, I_B = -100 \text{ mA}$			-0.5	V
Base - emitter saturation voltage	$V_{BE(sat)}$	$I_C = -1 \text{ A}, I_B = -100 \text{ mA}$			-1.2	
Base - emitter voltage	V_{BE}	$V_{CE} = -10 \text{ V}, I_C = -5 \text{ mA}$		-0.62		
		$V_{CE} = -1 \text{ V}, I_C = -1 \text{ A}$			-1	
DC current gain	h_{FE}	$V_{CE} = -10 \text{ V}, I_C = -5 \text{ mA}$	50			
		$V_{CE} = -1 \text{ V}, I_C = -500 \text{ mA}$	85		375	
		$V_{CE} = -1 \text{ V}, I_C = -1 \text{ A}$	60			
Collector capacitance	C_{ob}	$V_{CB} = -5 \text{ V}, I_E = I_C = 0, f = 1 \text{ MHz}$		48		pF
Transition frequency	f_t	$V_{CE} = -5 \text{ V}, I_C = -10 \text{ mA}, f = 100 \text{ MHz}$	40			MHz

■ Classification of $h_{FE(2)}$

Type	BCP69	BCP69-16	BCP69-25
Range	83-375	100-250	160-375
Marking	BCP69	BCP69-16	BCP69-25

■ Typical Characteristics

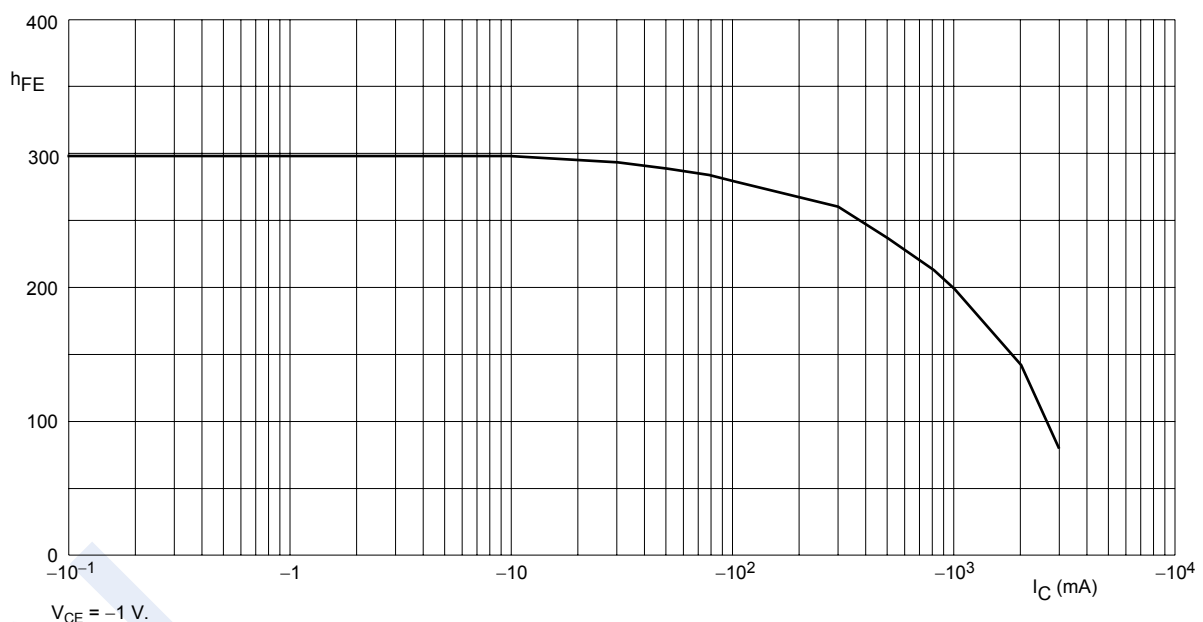


Fig.1 DC current gain; typical values.