

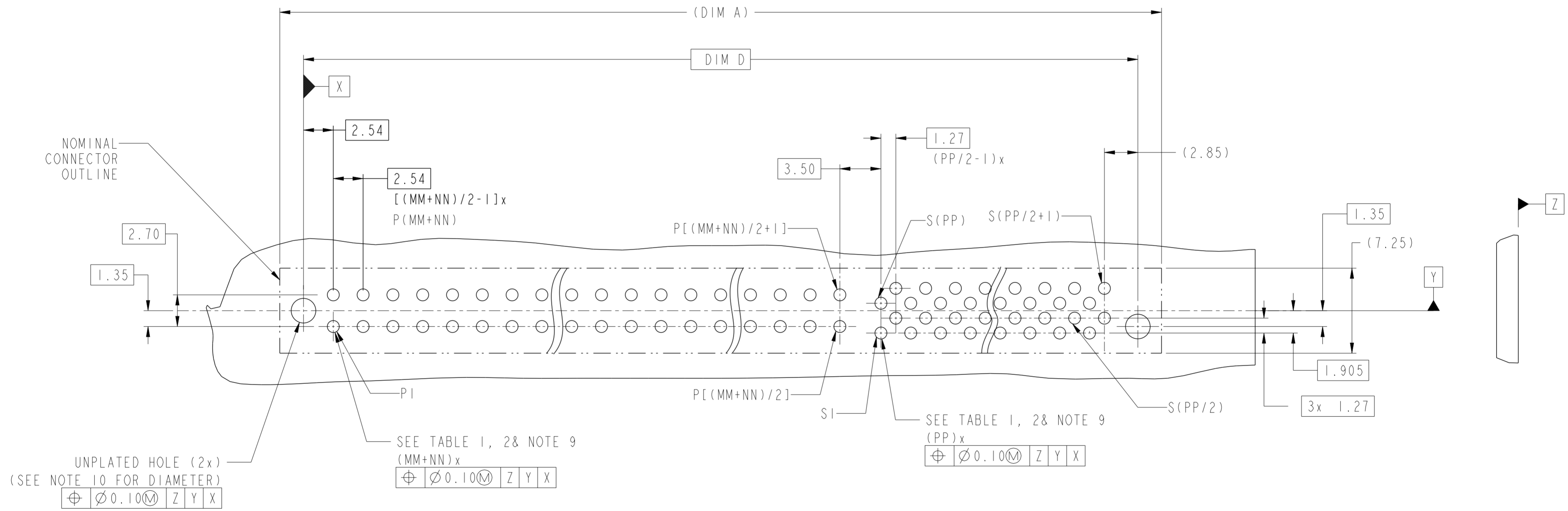
SECTION A-A
SCALE 4:1

SECTION B-B
SCALE 4:1

spec ref	-	dr	Wei-Long Zhang	2012/06/14	Amphenol Power Solutions A Division of Amphenol Corporation amphenol-hcc.com	MM	scale	size
tolerance std	ISO 406 ISO 1101	eng	Peter Hu	2022/03/04		ec n no	1:1	A2
TOLERANCES UNLESS OTHERWISE SPECIFIED		r v w r	-	-		rel level	Released	
surface	linear	0.X	±0.5	projection	VERT REC WITH ENHANCED WALLS	dig no	10121505	rev
		0.XX	±0.25		HIGH POWER CARD EDGE - UNIVERSAL DRAWING product family	product family	Product - Customer Drw	sheet 1 of 4
	angular	0.XXX	±0.10					

CONTACT TYPE	TOP LAYER DESCRIPTION	TABLE 1 (HPCE / SOLDER TAILS) PLATED THROUGH-HOLE REQUIREMENTS				
		DRILLED HOLE DIAMETER	COPPER THICKNESS	TIN-LEAD THICKNESS	TIN THICKNESS	FINISHED HOLE DIAMETER
POWER & SIGNAL	TIN-LEAD	1.10-1.16 (1.15 DRILL)	0.025 - 0.050	0.005 - 0.015	--	0.94 - 1.10
	IMMERSION TIN	1.10-1.16 (1.15 DRILL)	0.025 - 0.050	--	0.9 - 1.5um	0.94 - 1.10
	COPPER (SEE NOTE 8)	1.10-1.16 (1.15 DRILL)	0.025 - 0.050	--	--	0.94 - 1.10

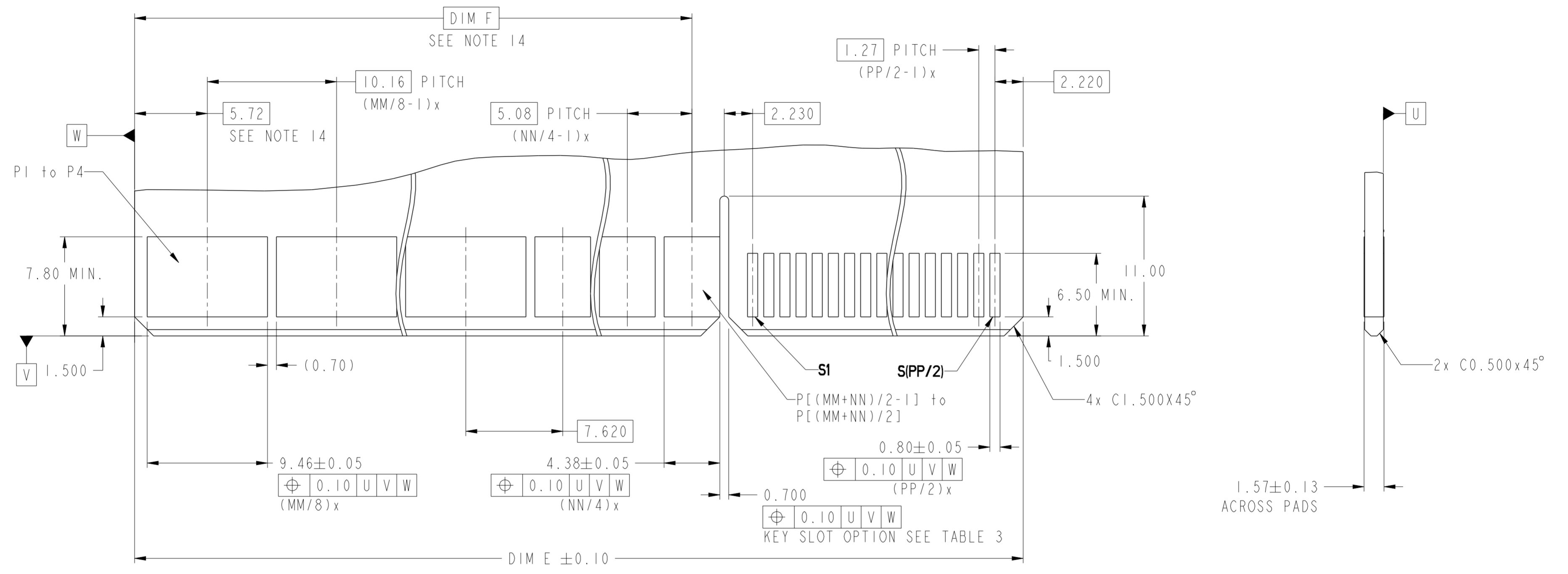
CONTACT TYPE	TOP LAYER DESCRIPTION	TABLE 2 (HPCE / PRESS-FIT TAILS) PLATED THROUGH-HOLE REQUIREMENTS				
		DRILLED HOLE DIAMETER	COPPER THICKNESS	TIN-LEAD THICKNESS	TIN THICKNESS	FINISHED HOLE DIAMETER
POWER & SIGNAL	TIN-LEAD	0.81-0.86 (0.85 DRILL)	0.025 - 0.050	0.005 - 0.015	--	0.65 - 0.80
	IMMERSION TIN	0.81-0.86 (0.85 DRILL)	0.025 - 0.050	--	0.9 - 1.5um	0.70 - 0.80
	COPPER (SEE NOTE 8)	0.81-0.86 (0.85 DRILL)	0.025 - 0.050	--	--	0.70 - 0.80



Amphenol Power Solutions

© 2021 Amphenol Corporation

spec ref	-	dr	Wei-Long Zhang	2012/06/14		MM	scale	1:1	size	A2	
tolerance std	ISO 406 ISO 1101	eng	Peter Hu	2022/03/04		ec n no	ELX-DG-43983-1	rel level	Released		
surface	ASME Y14.5	fwvr	-	-		app r	Zheng, Pei-Min	2022/03/04	A Division of Amphenol Corporation	amphenol-hcc.com	
linear	0.X ±0.5 0.XX ±0.25 0.XXX ±0.10	projection			title	VERT REC WITH ENHANCED WALLS		dig no	10121505	rev	C
angular	0° ±2°	product family		Product - Customer Drw		sheet 2 of 4					



spec ref	-	dr	Wei-Long Zhang	2012/06/14	Amphenol Power Solutions A Division of Amphenol Corporation amphenol-hcc.com	MM	scale	size
tolerance std	ISO 406 ISO 1101	eng	Peter Hu	2022/03/04		ec n no	1:1	A2
TOLERANCES UNLESS OTHERWISE SPECIFIED		r v w r	-	-		rel level	Released	
surface	ASME Y14.5	appr	Zheng, Pei-Min	2022/03/04	product family	VERT REC WITH ENHANCED WALLS HIGH POWER CARD EDGE - UNIVERSAL DRAWING	10121505	rev C
		linear	0.X	±0.5				
			0.XX	±0.25				
			0.XXX	±0.10				
		angular	0°	±2°				
					Product - Customer Drw	sheet 3 of 4		

10121505 - MM NN PP LF

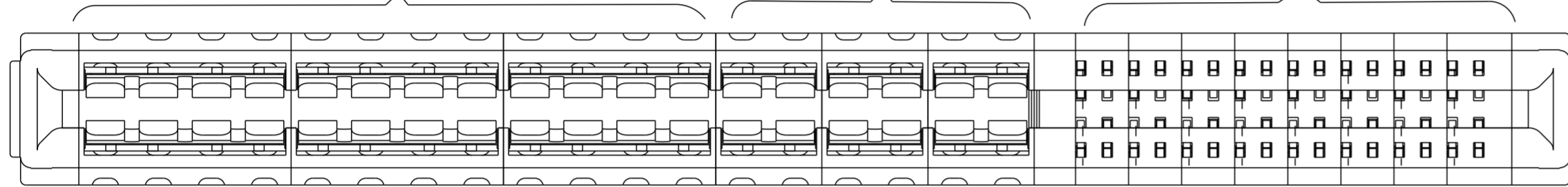
LEAD FREE

NON-HALOGEN FREE				HALOGEN FREE			
A	B	C	D	1	2	3	4
Y	Y	N	N	Y	Y	N	N
Polarization Key Option				Tail Type Note 12			
STB	PF	STB	PF	STB	PF	STB	PF

QUAD PWR BEAM QTY
(NEXT TO LEFT END)

DUAL PWR BEAM QTY
(NEXT TO SIGNAL)

SIGNAL CONTACT QTY



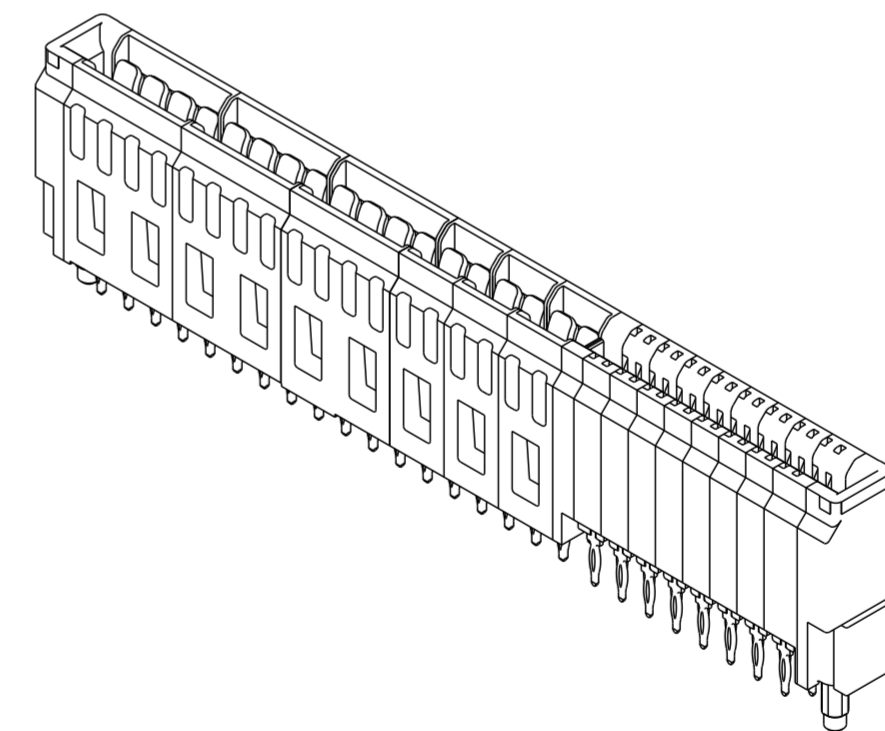
Example: The configuration above is 10121505-241232BLF
VERT Press fit 36P32S with polarization key. 24P is Quad beam contact, 12P is dual beam contact.

TABLE 3. PART NUMBER CODE. HPCE VERT P+S CONFIG

NOTES:

- CONNECTOR MATERIALS:
HOUSING: HIGH TEMPERATURE THERMAL PLASTIC, BLACK
UL 94V-0 COMPLIANT
CONTACTS: HIGH PERFORMANCE COPPER ALLOY.
- CONTACT FINISH REF. GS-12-604 SECTION 5.2.
- PRODUCT SPECIFICATION: GS-12-604.
- APPLICATION SPECIFICATION: GS-20-128.
- PRODUCT MARKING ON HOUSING IN AREA SHOWN MEETS AFCI SPECIFICATION: GS-24-007.
- PACKAGING MEETS FCI SPECIFICATION GS-14-937.
- HOUSING COMPONENT WILL WITHSTAND EXPOSURE TO 260°C PEAK TEMPERATURE FOR 60 SECONDS IN A CONVECTION, INFRA-RED, OR VAPOR PHASE REFLOW OVEN.
- COPPER PLATING THICKNESS IN CENTER OF VIA-HOLE CAN BE NO MORE THAN 0.003 LESS THAN OTHER AREAS.
- ALL HOLE SIZES ARE FINISHED HOLE SIZES.
- MOUNTING HOLES ARE UNPLATED
Ø 2.40 +/- 0.1 FOR PRESS-FIT TAILS
Ø 2.18 +/- 0.03 FOR SOLDER TAILS
- PRESS FIT APPLICATION TOOL DRAWING : 10119453.
- STB= Solder to board, 1.57-2.38mm PCB thickness.
PF = Press fit, 1.57mm minimum PCB thickness.
- MAXIMUM OVERALL LENGTH IS 100mm.

DIM	TABLE 2. LENGTH FORMULAS.
DIM A	(13) (MM/8)X10.16+ (NN/4)X5.08 + (PP/2)X1.27 + 9.12
DIM B	DIM "A" - 5.00
DIM C	DIM "A" - 0.94
DIM D	DIM "A" - 4.04
DIM E	DIM "A" - 5.30
DIM F	(MM/8-1)x10.16 + (NN/4-1)x5.08 + 13.34 (WITH 4 BEAM CONTACT)
	3.18 (WITHOUT 4 BEAM CONTACT)



spec ref	-	dr	Wei-Long Zhang	2012/06/14	Amphenol Power Solutions A Division of Amphenol Corporation amphenol-hcc.com	MM	scale	size
tolerance std	ISO 406 ISO 1101	eng	Peter Hu	2022/03/04		ec n no	1:1	A2
TOLERANCES UNLESS OTHERWISE SPECIFIED		r v w r	-	-		rel level	Released	
surface	linear	0.X	±0.5	projection 	title VERT REC WITH ENHANCED WALLS HIGH POWER CARD EDGE - UNIVERSAL DRAWING	10121505 product family Product - Customer Drw	rev C	sheet 4 of 4
	0.XX	±0.25						
	0.XXX	±0.10						
ASME Y14.5	angular	0°	±2°					

PDS: Rev :C

STATUS:Released

Printed: Mar 04, 2022