

Interface Materials

# Insulating Films

**Check Distributor Stock**

Enter a part number for pricing and availability.

**Thermalfilm™ Polyimide Plastic Films**  
RoHS Compliant

Thermalfilm™ and Thermalfilm™MT are low cost polyimide plastic insulating films designed to be an improved replacement for mica. These insulators have a distinctive amber color and can be easily recognised and assembled on a production line

Thermalfilm™MT, made from high performance Kapton™MT material, provides thermal conductivity nearly 2-5 times greater than standard Thermalfilm™.

Both insulators have an extremely high resistance to flow or thin out under high compressive stresses, particularly at elevated temperatures.

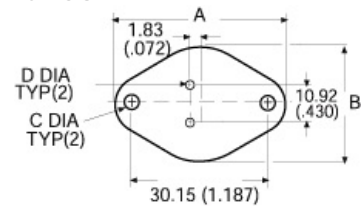
Excellent physical, mechanical and electrical properties remain nearly constant over a wide range of temperatures and frequencies. They are radiation resistant, have no melting points, and have no known organic solvents.

The polyimide plastic film is UL listed as a component in UL's publication "Component - Plastic Material" dated September 18, 1969. The UL card number is E39505R, Guide QMFZ2 filed by E.I. du Pont de Nemours & Co., Inc. Thermalfilm is rated 94 V-O.

Notes:

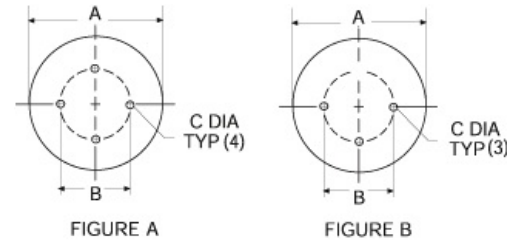
- Thermalfilm™ MT part numbers begin with "46".
- Insulator thickness is .05mm +/- 0.006mm (0.002" +/- 0.00025") unless otherwise specified.
- Dimensional tolerances are +/- 0.38mm(0.015"), hole diameters are +/- 0.25mm (0.010") and angularity is +/- 1 1/2° unless otherwise specified.

For TO-3



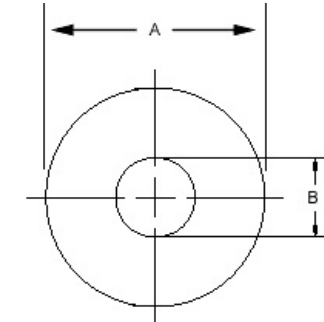
Part Number	RoHS	PCN	A	B	C	D
43-03-1G	RoHS  Compliant	N/A	43.94 (1.730)	31.75 (1.250)	3.56 (0.140)	1.57 (0.062)
43-03-2G	RoHS  Compliant		42.04 (1.655)	27.00 (1.063)	3.96 (0.156)	1.57 (0.062)
43-03-3G	RoHS  Compliant	N/A	42.04 (1.655)	27.00 (1.063)	3.96 (0.156)	4.22 (0.166)
43-03-4G	RoHS  Compliant		39.70 (1.563)	26.67 (1.050)	3.56 (0.140)	1.57 (0.062)
43-03-6G	RoHS  Compliant	N/A	42.04 (1.655)	28.58 (1.125)	3.96 (0.156)	1.57 (0.062)

For TO-5 and TO-18



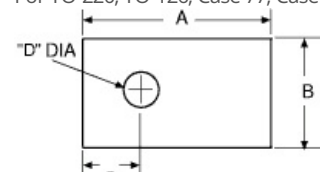
Part Number	RoHS	PCN	FIG. A	B	C	
43-05-1G (TO-5)	RoHS  Compliant		A	9.91 (0.390)	5.08 (0.200)	0.91 (0.036)
43-05-2G (TO-5)	RoHS  Compliant		B	9.91 (0.390)	5.08 (0.200)	0.91 (0.036)
43-18-1G (TO-18)	RoHS  Compliant		A	6.35 (0.250)	2.54 (0.100)	0.91 (0.036)

Washer



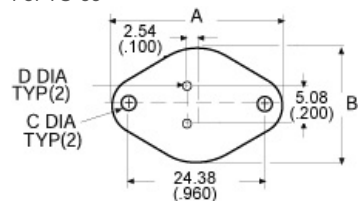
Part Number	RoHS	PCN	Thread	A	B
43-02-4G	RoHS  Compliant		#4	6.35 (0.250)	3.05 (0.120)
43-02-10G	RoHS  Compliant		#10	14.27 (0.562)	5.16 (0.203)
43-02-25G	RoHS  Compliant		1/4"	20.62 (0.812)	6.73 (0.265)

For TO-220, TO-126, Case 77, Case 199, Case 90, TO-218, TO-3P



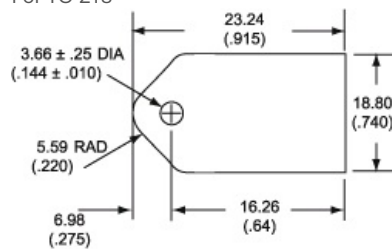
Part Number	RoHS	PCN	A	B	C	D
43-77-1G (TO-126,case 77)	RoHS <b>Compliant</b>	Product Change Notice	11.10 (0.437)	7.92 (0.312)	3.56 (0.140)	2.36 (0.093)
43-77-2G (case 90,case 199)	RoHS <b>Compliant</b>	Product Change Notice	17.45 (0.687)	14.27 (0.562)	5.54 (0.218)	3.18 (0.125)
43-77-6G (case 90,case 199)	RoHS <b>Compliant</b>	Product Change Notice	20.62 (0.812)	14.27 (0.562)	7.14 (0.281)	3.96 (0.156)
43-77-8G (case 90,case 199)	RoHS <b>Compliant</b>	Product Change Notice	18.92 (0.745)	13.84 (0.545)	5.38 (0.212)	3.81 (0.150)
43-77-9G (TO-220)	RoHS <b>Compliant</b>	Product Change Notice	18.42 (0.725)	13.21 (0.520)	4.32 (0.170)	2.92 (0.115)
43-77-20G (TO-220,TO-218,TO-3P)	RoHS <b>Compliant</b>	Product Change Notice	23.24 (0.915)	18.80 (0.740)	6.98 (0.275)	3.66 (0.144)

For TO-66



Part Number	A	B	C	D	Thickness
43-66-2	33.32 (1.312)	19.35 (0.762)	3.56 (0.140)	1.57 (0.062)	0.05 (0.002)

For TO-218



Part Number	RoHS	PCN	Thickness
43-02-95	N/A	N/A	0.05 (0.002)

Bulk Thermalfilm™

Part Number	RoHS	PCN	Thickness
4300G 2 MIL	RoHS <b>Compliant</b>	Product Change Notice	0.051 (0.002)
4500 5 MIL	N/A	N/A	0.127 (0.005)

Thermalfilm™ / Thermalfilm™MT

Property	Electrical -Typical Value @ 25°C		Test Method
	Thermalfilm™	Thermalfilm™MT	
Dielectric Strength	03mm (1 -mil) 275.6 x 103 volts/mm (7,000 volts/mil)	177.2 x 103 volts/mm (4500 volts/mm)	ASTM D149-64
Dielectric Constant	3.5	4.3	ASTM D150-64T
Dissipation Factor	0.002	0.002	ASTM D150-64T
Volume Resistivity	1017 ohm-cm	1017 ohm-cm	ASTM D257-61
Surface Resistivity	1016 ohms	1016 ohms	ASTM D257-61
Corona Start Voltage .025mm (1 -mil)	465 volts	465 volts	ASTM D1868-61T
Insulation Resistance	100.00 megohm mfs.	100.00 megohm mfs.	Based on 0.05 mfd wound capacitor using 0.25mm (1 -mil) Film
PHYSICAL			
Ultimate Tensile Strength (MD)	1.72 x 108 Pa (25,000 psi)	103 MPa (1500 psi)	ASTM D882-64T
Bursting Strength Test (Mullen)	3.10 x 105 Pa (45 psi)	0.31 MPa (45 psi)	ASTM 0774-63
Tear Strength - Initial	27,559 gm/mm (700 gm/mil)	35,433 gm/mm (900 gm/mil)	ASTM D1004-61
Density	1.42 gm/cm3 (88.7 lb/ft3)	1.78 gm/cm3 (111.1 lb/ft3)	ASTM D1505-63T
Folding Endurance(MIT)	>10,000 cycles	>10,000 cycles	ASTM D2176-63T
THERMAL			
Melting Point	None	None	
Zero Strength Temperature	815°C (1499°F)	815°C (1499°F)	Hot Bar (Du Pont Test)
Cut Through Temperature	435°C (815°F) 525°C (977°F)	435°C (815°F) 525°C (977°F)	Weighted Probe on Heated Film (Du Pont Test)
Service Temperature	-260°C to 240°C (-464°F to 464°F)	-260°C to 240°C (-464°F to 464°F)	
Thermal Conductivity	0.156Wm/K (0.09 BTU/hr-ft- °F)	0.379Wm/K (0.219 BTU/hr-ft- °F)	Model TC-1000 Twin Heatmeter Comparative Tester
Flammability	V-0, UL "E" card E39505	V-0, UL "E" card E39505	UL 94

Note: One mil equals .001 inch

Thermalfilm Resistance Calculator

Enter the area of the device  
that will contact the heat sink:  mm<sup>2</sup>

Interface Resistance =

Formula

$$\text{interface resistance} = \frac{\text{interface thickness (mm)} * 1000}{\text{thermal conductivity (W/m-K)} * \text{contact area (mm}^2\text{)}}$$

### Thermalfilm MT Resistance Calculator

Enter the area of the device that will contact the heat sink:	<input type="text"/>	mm <sup>2</sup>
	<input type="button" value="Calculate"/>	
<b>Interface Resistance =</b>	<input type="text"/>	

#### Formula

$$\text{interface resistance} = \frac{\text{interface thickness (mm)} * 1000}{\text{thermal conductivity (W/m-K)} * \text{contact area (mm}^2\text{)}}$$

## Customer Assistance

- Contact Us
- Get Design Assistance
- Find a Distributor
- Find a Sales Rep
- Request a Quote
- Placing an Order
- Terms and Conditions
- Returns

## Popular Products

- Fans
- Extrusions
- Board Level
- Liquid Cooling
- Heat Pipe Technology
- Heat Sink Accessories
- Interface Materials

## Our Company

- News and Events
- Management Team
- Worldwide Locations
- Directions to Headquarters
- Disclaimer
- Customer Survey
- Privacy Policy

## Connect with Aavid

Sign up for Aavid News & Alerts

Like / Follow / Connect



© Copyright 2014 Aavid Thermalloy, LLC.

USA: 1.855.32.AAVID Europe: 39.051.764002 Asia: 86.21.6115.2000 x 8122