

## PCB terminal block - MKDSN 2,5/ 3-5,08 - 1888690

Please be informed that the data shown in this PDF Document is generated from our Online Catalog. Please find the complete data in the user's documentation. Our General Terms of Use for Downloads are valid (<http://phoenixcontact.com/download>)



PCB terminal block, Nominal current: 16 A, Nom. voltage: 400 V, Pitch: 5.08 mm, Number of positions: 3, Connection method: Screw connection with tension sleeve, Mounting: Wave soldering, Conductor/PCB connection direction: 0 °, Color: green, The article can be aligned to create different nos. of positions!

The illustration shows a 2-position version

### Product Features

- Low-profile design, for generously dimensioned connection cross section of 2.5 mm<sup>2</sup>



### Key Commercial Data

|                                      |          |
|--------------------------------------|----------|
| Packing unit                         | 1 pc     |
| Weight per Piece (excluding packing) | 4.75 g   |
| Custom tariff number                 | 85369010 |
| Country of origin                    | Germany  |

### Technical data

#### Dimensions

|                          |              |
|--------------------------|--------------|
| Length                   | 9.5 mm       |
| Pitch                    | 5.08 mm      |
| Dimension a              | 10.16 mm     |
| Width                    | 15.24 mm     |
| Constructional height    | 15 mm        |
| Height                   | 18.5 mm      |
| Length of the solder pin | 3.5 mm       |
| Pin dimensions           | 0,8 x 0,9 mm |
| Hole diameter            | 1.3 mm       |

#### General

## PCB terminal block - MKDSN 2,5/ 3-5,08 - 1888690

### Technical data

#### General

|  |   |
|--|---|
| Range of articles                      | MKDSN 2,5   |
| Insulating material group              | I   |
| Rated surge voltage (III/3)            | 4 kV  |
| Rated surge voltage (III/2)            | 4 kV  |
| Rated surge voltage (II/2)             | 4 kV  |
| Rated voltage (III/3)                  | 250 V   |
| Rated voltage (III/2)                  | 400 V   |
| Rated voltage (II/2)                   | 630 V   |
| Connection in acc. with standard       | EN-VDE  |
| Nominal current $I_N$                  | 16 A  |
| Nominal cross section                  | 2.5 mm <sup>2</sup>                                       |
| Maximum load current                   | 16 A (with a 2.5 mm <sup>2</sup> conductor cross section) |
| Insulating material                    | PA  |
| Solder pin surface                     | Sn  |
| Flammability rating according to UL 94 | V0  |
| Internal cylindrical gage              | A3  |
| Stripping length                       | 6.5 mm  |
| Number of positions                    | 3   |
| Screw thread                           | M3  |
| Tightening torque, min                 | 0.5 Nm  |
| Tightening torque max                  | 0.6 Nm  |

#### Connection data

|  |                      |
|--|----------------------|
| Conductor cross section solid min.   | 0.2 mm <sup>2</sup>  |
| Conductor cross section solid max.   | 2.5 mm <sup>2</sup>  |
| Conductor cross section flexible min.                                      | 0.2 mm <sup>2</sup>  |
| Conductor cross section flexible max.                                      | 2.5 mm <sup>2</sup>  |
| Conductor cross section flexible, with ferrule without plastic sleeve min. | 0.25 mm <sup>2</sup> |
| Conductor cross section flexible, with ferrule without plastic sleeve max. | 2.5 mm <sup>2</sup>  |
| Conductor cross section flexible, with ferrule with plastic sleeve min.    | 0.25 mm <sup>2</sup> |
| Conductor cross section flexible, with ferrule with plastic sleeve max.    | 2.5 mm <sup>2</sup>  |
| Conductor cross section AWG min.   | 24                   |
| Conductor cross section AWG max.   | 14                   |
| 2 conductors with same cross section, solid min.                           | 0.2 mm <sup>2</sup>  |
| 2 conductors with same cross section, solid max.                           | 0.75 mm <sup>2</sup> |
| 2 conductors with same cross section, stranded min.                        | 0.2 mm <sup>2</sup>  |
| 2 conductors with same cross section, stranded max.                        | 0.75 mm <sup>2</sup> |

## PCB terminal block - MKDSN 2,5/ 3-5,08 - 1888690

### Technical data

#### Connection data

|   |                      |
|---|----------------------|
| 2 conductors with same cross section, stranded, ferrules without plastic sleeve, min.   | 0.25 mm <sup>2</sup> |
| 2 conductors with same cross section, stranded, ferrules without plastic sleeve, max.   | 0.75 mm <sup>2</sup> |
| 2 conductors with same cross section, stranded, TWIN ferrules with plastic sleeve, min. | 0.5 mm <sup>2</sup>  |
| 2 conductors with same cross section, stranded, TWIN ferrules with plastic sleeve, max. | 1.5 mm <sup>2</sup>  |

#### Standards and Regulations

|  |        |
|--|--------|
| Connection in acc. with standard       | EN-VDE |
|  | CUL    |
| Flammability rating according to UL 94 | V0     |

### Classifications

#### eCl@ss

|            |          |
|------------|----------|
| eCl@ss 4.0 | 27141109 |
| eCl@ss 4.1 | 27141109 |
| eCl@ss 5.0 | 27141190 |
| eCl@ss 5.1 | 27141190 |
| eCl@ss 6.0 | 27261101 |
| eCl@ss 7.0 | 27440401 |
| eCl@ss 8.0 | 27440401 |
| eCl@ss 9.0 | 27440401 |

#### ETIM

|          |          |
|----------|----------|
| ETIM 3.0 | EC001121 |
| ETIM 4.0 | EC002643 |
| ETIM 5.0 | EC002643 |

#### UNSPSC

|               |          |
|---------------|----------|
| UNSPSC 6.01   | 30211801 |
| UNSPSC 7.0901 | 39121432 |
| UNSPSC 11     | 39121432 |
| UNSPSC 12.01  | 39121432 |
| UNSPSC 13.2   | 39121432 |

# PCB terminal block - MKDSN 2,5/ 3-5,08 - 1888690

## Approvals

### Approvals

---

#### Approvals

VDE Gutachten mit Fertigungsüberwachung / EAC / EAC / cULus Recognized / cULus Recognized

---


#### Ex Approvals

---

#### Approvals submitted

---


## Approval details

|  |         |
|--|---------|
| VDE Gutachten mit Fertigungsüberwachung  |         |
| mm <sup>2</sup> /AWG/kcmil   | 0.2-2.5 |
| Nominal current I <sub>N</sub>   | 24 A    |
| Nominal voltage U <sub>N</sub>   | 250 V   |

EAC

EAC

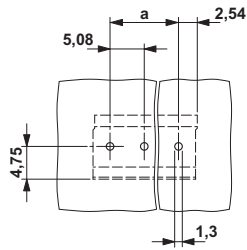
|                                |       |       |
|--------------------------------|-------|-------|
| cULus Recognized               |       |       |
|                                | B     | D     |
| mm <sup>2</sup> /AWG/kcmil     | 30-12 | 30-12 |
| Nominal current I <sub>N</sub> | 20 A  | 10 A  |
| Nominal voltage U <sub>N</sub> | 300 V | 300 V |

cULus Recognized 

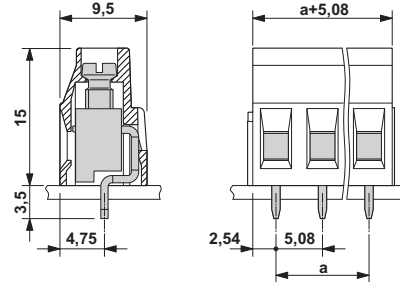
## Drawings

# PCB terminal block - MKDSN 2,5/ 3-5,08 - 1888690

Drilling diagram



Dimensional drawing



Diagram

