

MECHANICAL DETAILS

Shell Style Model EE* : Fixed receptacle
nut fixing (back panel mounting)

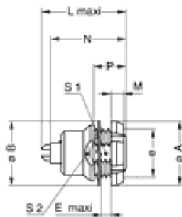
Keying 1 key (alpha=0, plug: male contacts, receptacle: female contacts)

Housing Material Brass (chrome plated) shell and collet nut, nickel plated brass latch sleeve and mid pieces

Cable Fixing 0 - 0 mm

Variant 2 :

				L	M	N	P	S1
Mm.				20.7	2.5	19.1	6.3	8.2
In.				0.81	0.10	0.75	0.25	0.32



PERFORMANCE DETAIL

Insert 0B.302 : 2 Low Voltage

Insulator L: PEEK

Specifications

Contact Type: Solder

Max. Matings: 5000

Contact Dia.: 0.9 mm (0.035in)

Bucket Dia.: 0.8 mm (0.031in)

Max. Solid 0.34 mm² (AWG 22)

Max. Stranded 0.34 mm² (AWG 22)

R (max): 4.8 mOhm



OTHER CHARACTERISTICS

Endurance (Shell) Endurance (Shell):

Temp (min) -55°C

Temp (max) +250°C

Humidity (max): <=95% [at 60 deg C /140 F]

Vibration: 15 g [10 Hz - 2000 Hz]

Shock Resistance: 100 g [6 ms]

Salt Spray >144 hr

Climatical 50/175/21

Shielding (min): 75 dB (10 MHz)

Shielding (min): 40 dB (1 GHz)







IP Rating 50



Available Download

 [unipole_multipole.pdf](#)

Related links

-  [Contact](#)
-  [Quote Request](#)
-  [Catalogs Downloads](#)
-  [Catalogs Requests](#)
-  [Sample Request](#)
-  [3D drawings](#)