



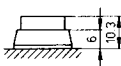
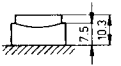
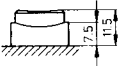
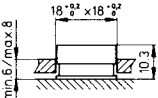


Panel cut-out 16.2 mm

	18 x 18 tapered plastic bezel	18 x 18 exposed plastic bezel	18 x 18 concealed plastic bezel	18 x 18 IP67, exposed plastic bezel		
Contact blocks must be ordered separately (see pages 20 + 21)						
Faston terminal Momentary Latching ☺ Indicator	503 000 513 000 553 000	503 008 513 008 553 008	503 002 513 002 553 002	503 015 513 015 553 015		
Solder terminal Momentary Latching ☺ Indicator	503 100 513 100 553 100	503 108 513 108 553 108	503 102 513 102 553 102	503 115 513 115 553 115		
Weight in g	6	6	6	7		
Length in mm Switches Indicators	43 41	43 41	43 41	43 41		
Front panel thickness max. min.	6.5 1.0	6.5 1.0	6.5 1.0	6.5 1.0		
Bezel and lens heights (switch in „off“ position)						
Lenses	14 x 14	15 x 15 flat concave		18 x 18	15 x 15	
Weight in g	0.8	1.0	1.0	1.2	1.0	
opaque	white yellow green blue red black orange	462 013 462 113 462 213 462 313 462 413 462 513 462 613	462 021 462 121 462 221 462 321 462 421 462 521 462 621	462 022 462 122 462 222 462 322 462 422 462 522 462 622	462 018 462 118 462 218 462 318 462 418 462 518 462 618	562 011 562 111 562 211 562 311 562 411 562 511 562 611
transparent	white yellow green blue red orange	463 013 463 113 463 213 463 313 463 413 463 613	463 021 463 121 463 221 463 321 463 421 463 621	463 022 463 122 463 222 463 322 463 422 463 622	463 018 463 118 463 218 463 318 463 418 463 618	563 011 563 111 563 211 563 311 563 411 563 611
Part number suffix for transparent lens lower part 010 (except IP67)						