

# DATA SHEET

## BZX55-B2V4 SERIES

### AXIAL LEAD ZENER DIODES

**VOLTAGE** 2.4 to 75 Volts

**POWER** 500 mWatts

DO-35

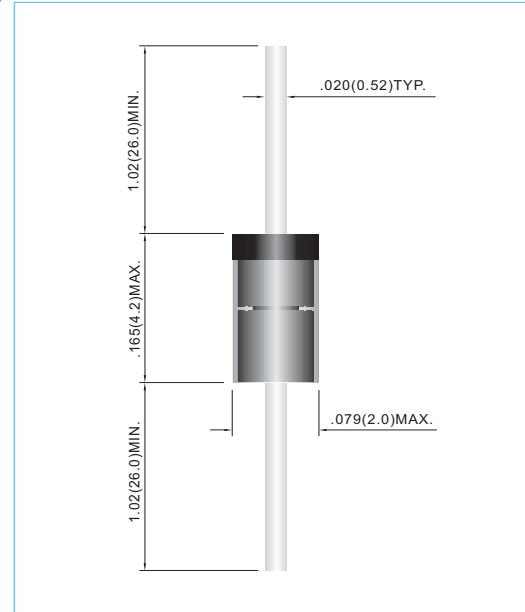
Unit: inch (mm)

#### FEATURES

- Planar Die construction
- 500mW Power Dissipation
- Ideally Suited for Automated Assembly Processes

#### MECHANICAL DATA

- Case: Molded Glass DO-35
- Terminals: Solderable per MIL-STD-202E, Method 208
- Polarity: See Diagram Below
- Approx. Weight: 0.012 grams
- Mounting Position: Any
- Ordering information  
Suffix : " -35 " to order DO-35 Package
- Packing information  
B - 2K per Bulk box  
T/R - 10K per 13" plastic Reel  
T/B - 5K per horiz. tape & Ammo box



### MAXIMUM RATINGS AND ELECTRICAL CHARACTERISTICS

Parameter	Symbol	Value	Units
Power Dissipation at Tamb = 25 °C	P <sub>TOT</sub>	500	mW
Junction Temperature	T <sub>J</sub>	175	°C
Storage Temperature Range	T <sub>S</sub>	-65 to +175	°C

Valid provided that leads at a distance of 8mm from case are kept at ambient temperature.

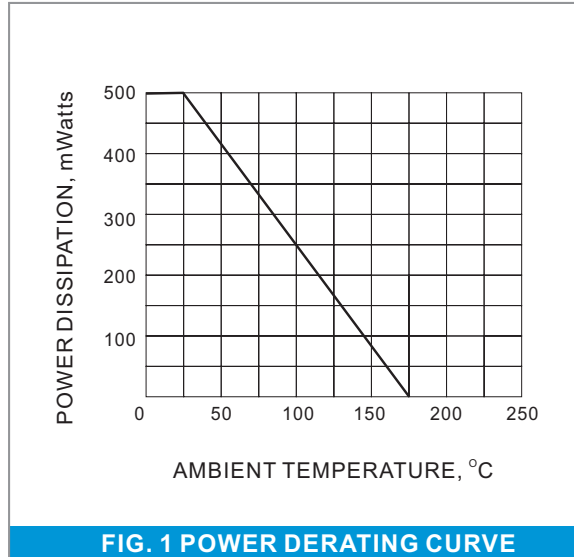
Parameter	Symbol	Min.	Typ.	Max.	Units
Thermal Resistance Junction to Ambient Air	R <sub>thA</sub>	--	--	0.3	K/mW
Forward Voltage at I <sub>F</sub> = 100mA	V <sub>F</sub>	--	--	1	V

Valid provided that leads at a distance of 10 mm from case are kept at ambient temperature.

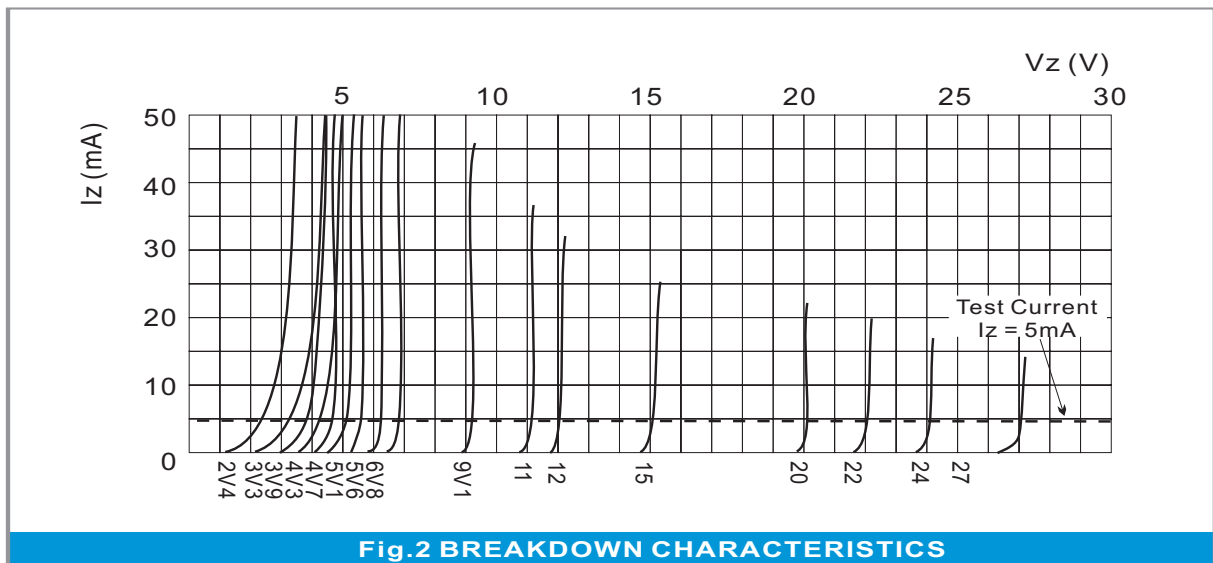
## DATA SHEET

Type No.	Vz(V)		If (mA)	Vf(V)		Iz (mA)	Ir(μA)		Zzt(Ohms)		Zzk(Ohms)	
	MIN.	MAX.		MIN.	MAX.		Vr(V)	Limit	Izt(mA)	Limit	Izk(mA)	Limit
BZX55B2V4	2.35	2.45	100	0.2	1.0	5.0	1.0	50	5.0	85	1.0	600
BZX55B2V7	2.65	2.75	100	0.2	1.0	5.0	1.0	10	5.0	85	1.0	600
BZX55B3V0	2.94	3.06	100	0.2	1.0	5.0	1.0	4	5.0	85	1.0	600
BZX55B3V3	3.23	3.37	100	0.2	1.0	5.0	1.0	2	5.0	85	1.0	600
BZX55B3V6	3.53	3.67	100	0.2	1.0	5.0	1.0	2	5.0	85	1.0	600
BZX55B3V9	3.82	3.98	100	0.2	1.0	5.0	1.0	2	5.0	85	1.0	600
BZX55B4V3	4.21	4.39	100	0.2	1.0	5.0	1.0	1	5.0	75	1.0	600
BZX55B4V7	4.61	4.79	100	0.2	1.0	5.0	1.0	0.5	5.0	60	1.0	600
BZX55B5V1	5.00	5.20	100	0.2	1.0	5.0	1.0	0.1	5.0	35	1.0	550
BZX55B5V6	5.49	5.71	100	0.2	1.0	5.0	1.0	0.1	5.0	25	1.0	450
BZX55B6V2	6.08	6.32	100	0.2	1.0	5.0	2.0	0.1	5.0	10	1.0	200
BZX55B6V8	6.66	6.94	100	0.2	1.0	5.0	3.0	0.1	5.0	8	1.0	150
BZX55B7V5	7.35	7.65	100	0.2	1.0	5.0	5.0	0.1	5.0	7	1.0	50
BZX55B8V2	8.04	8.36	100	0.2	1.0	5.0	6.0	0.1	5.0	7	1.0	50
BZX55B9V1	8.92	9.28	100	0.2	1.0	5.0	7.0	0.1	5.0	10	1.0	50
BZX55B10	9.80	10.20	100	0.2	1.0	5.0	7.5	0.1	5.0	15	1.0	70
BZX55B11	10.78	11.22	100	0.2	1.0	5.0	8.5	0.1	5.0	20	1.0	70
BZX55B12	11.76	12.24	100	0.2	1.0	5.0	9.0	0.1	5.0	20	1.0	90
BZX55B13	12.74	13.26	100	0.2	1.0	5.0	10.0	0.1	5.0	26	1.0	110
BZX55B15	14.70	15.30	100	0.2	1.0	5.0	11.0	0.1	5.0	30	1.0	110
BZX55B16	15.68	16.32	100	0.2	1.0	5.0	12.0	0.1	5.0	40	1.0	170
BZX55B18	17.64	18.36	100	0.2	1.0	5.0	14.0	0.1	5.0	50	1.0	170
BZX55B20	19.60	20.40	100	0.2	1.0	5.0	15.0	0.1	5.0	55	1.0	220
BZX55B22	21.56	22.44	100	0.2	1.0	5.0	17.0	0.1	5.0	55	1.0	220
BZX55B24	23.52	24.48	100	0.2	1.0	5.0	18.0	0.1	5.0	80	1.0	220
BZX55B27	26.46	27.54	100	0.2	1.0	5.0	20.0	0.1	5.0	80	1.0	220
BZX55B30	29.40	30.60	100	0.2	1.0	5.0	22.0	0.1	5.0	80	1.0	220
BZX55B33	32.34	33.66	100	0.2	1.0	5.0	24.0	0.1	5.0	80	1.0	220
BZX55B36	35.28	36.72	100	0.2	1.0	5.0	27.0	0.1	5.0	80	1.0	220
BZX55B39	38.22	39.78	100	0.2	1.0	2.5	30.0	0.1	2.5	90	0.5	500
BZX55B43	42.14	43.86	100	0.2	1.0	2.5	33.0	0.1	2.5	90	0.5	600
BZX55B47	46.06	47.94	100	0.2	1.0	2.5	36.0	0.1	2.5	110	0.5	700
BZX55B51	49.98	52.02	100	0.2	1.0	2.5	39.0	0.1	2.5	125	0.5	700
BZX55B56	54.88	57.12	100	0.2	1.0	2.5	43.0	0.1	2.5	135	0.5	1000
BZX55B62	60.76	63.24	100	0.2	1.0	2.5	47.0	0.1	2.5	150	0.5	1000
BZX55B68	65.66	68.34	100	0.2	1.0	2.5	51.0	0.1	2.5	200	0.5	1000
BZX55B75	73.50	76.50	100	0.2	1.0	2.5	56.0	0.1	2.5	250	0.5	1500

## RATING AND CHARACTERISTIC CURVES



**FIG. 1 POWER DERATING CURVE**



**Fig.2 BREAKDOWN CHARACTERISTICS**

**Part No\_packing code\_Version**

BZX55B2V4\_AX\_10001  
 BZX55B2V4\_AY\_10001  
 BZX55B2V4\_R2\_10001  
 BZX55B2V4\_B0\_10001

For example :

**RB500V-40\_R2\_00001**



Packing Code <b>XX</b>				Version Code <b>XXXXX</b>		
Packing type	1 <sup>st</sup> Code	Packing size code	2 <sup>nd</sup> Code	HF or RoHS	1 <sup>st</sup> Code	2 <sup>nd</sup> ~5 <sup>th</sup> Code
Tape and Ammunition Box (T/B)	<b>A</b>	N/A	<b>0</b>	<b>HF</b>	<b>0</b>	serial number
Tape and Reel (T/R)	<b>R</b>	7"	<b>1</b>	<b>RoHS</b>	<b>1</b>	serial number
Bulk Packing (B/P)	<b>B</b>	13"	<b>2</b>			
Tube Packing (T/P)	<b>T</b>	26mm	<b>X</b>			
Tape and Reel (Right Oriented) (TRR)	<b>S</b>	52mm	<b>Y</b>			
Tape and Reel (Left Oriented) (TRL)	<b>L</b>	PANASERT T/B CATHODE UP (PBCU)	<b>U</b>			
FORMING	<b>F</b>	PANASERT T/B CATHODE DOWN (PBCD)	<b>D</b>			

## Disclaimer

- Reproducing and modifying information of the document is prohibited without permission from Panjit International Inc..
- Panjit International Inc. reserves the rights to make changes of the content herein the document anytime without notification. Please refer to our website for the latest document.
- Panjit International Inc. disclaims any and all liability arising out of the application or use of any product including damages incidentally and consequentially occurred.
- Panjit International Inc. does not assume any and all implied warranties, including warranties of fitness for particular purpose, non-infringement and merchantability.
- Applications shown on the herein document are examples of standard use and operation. Customers are responsible in comprehending the suitable use in particular applications. Panjit International Inc. makes no representation or warranty that such applications will be suitable for the specified use without further testing or modification.
- The products shown herein are not designed and authorized for equipments requiring high level of reliability or relating to human life and for any applications concerning life-saving or life-sustaining, such as medical instruments, transportation equipment, aerospace machinery et cetera. Customers using or selling these products for use in such applications do so at their own risk and agree to fully indemnify Panjit International Inc. for any damages resulting from such improper use or sale.
- Since Panjit uses lot number as the tracking base, please provide the lot number for tracking when complaining.