













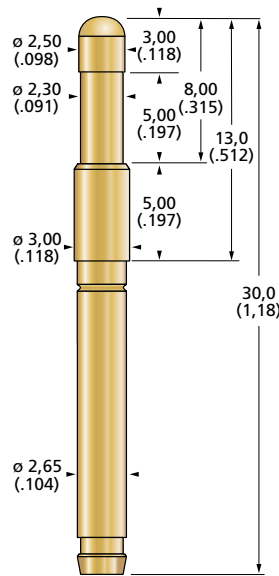


Spring Force (xx)

Preload	Rated Force	Code
		xx
0,8 N	1,5 N	15
1,0 N	2,0 N	20
1,2 N	3,0 N	30
3,0 N	5,0 N	50

	Ø 2,30	154.102.23.xx
	Ø 2,30	154.03.23.xx
	Ø 2,50	154.103.25.xx
	Ø 6,00	154.03.60.xx
	Ø 2,50	154.104.25.xx
	Ø 2,50	154.105.25.xx
	Ø 2,50	154.06.25.xx
	Ø 4,00	154.106.40.xx
	Ø 2,50	154.08.25.xx
	Ø 3,00	154.108.30.xx
	Ø 4,00	154.08.40.xx
	Ø 2,50	154.110.25.xx
	Ø 2,50	154.122.25.xx
	Ø 2,50	154.35.25.xx

Series 154



Series 154

Technical Data

Overall Length	30,00 mm
Minimum Centre Spacing	3,80 mm
Maximum Travel	5,00 mm
Working Travel	3,40 mm
Temperature Range from	-55°C
Up to	+120°C
Typical Resistance	20 mΩ
Current Load rated/max.	4,0 / 5,5 A

Materials

Plunger	CuBe or steel, gold plated
Barrel	Brass, gold plated
Spring	Music wire, silver plated

















For **XXLonglife-Nanocoating** order as **154X**

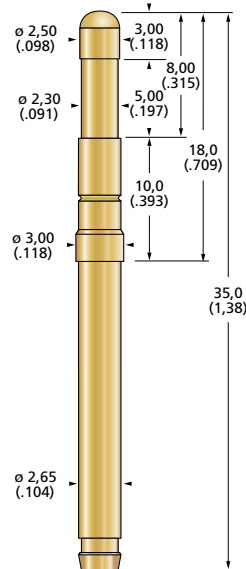
The Series 154 has a barrel with snap groove. Please note that if you use one of the spacers, the function of the locking groove is no longer present. Receptacles shown on page 48.

Spring Force (xx)

Preload	Rated Force	Code
		xx
0,8 N	1,5 N	15
1,0 N	2,0 N	20
1,2 N	3,0 N	30
3,0 N	5,0 N	50
3,2 N	8,0 N	80

	Ø 2,30	155.102.23.xx
	Ø 2,30	155.03.23.xx
	Ø 2,50	155.103.25.xx
	Ø 6,00	155.03.60.xx
	Ø 2,50	155.104.25.xx
	Ø 2,50	155.105.25.xx
	Ø 2,50	155.06.25.xx
	Ø 4,00	155.106.40.xx
	Ø 2,50	155.08.25.xx
	Ø 3,00	155.108.30.xx
	Ø 4,00	155.08.40.xx
	Ø 2,50	155.110.25.xx
	Ø 2,50	155.122.25.xx
	Ø 2,50	155.35.25.xx

Series 155



Series 155

Technical Data

Overall Length	35,00 mm
Minimum Centre Spacing	3,80 mm
Maximum Travel	5,00 mm
Working Travel	3,40 mm
Temperature Range from	-55°C
Up to	+120°C
Typical Resistance	20 mΩ
Current Load rated/max.	4,0 / 5,5 A

Materials

Plunger	CuBe or steel, gold plated
Barrel	Brass, gold plated
Spring	Music wire, silver plated



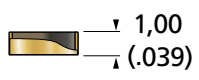
For **XXLonglife-Nanocoating** order as **155X**

The Series 155 has a barrel with snap groove. Please note that if you use one of the spacers, the function of the locking groove is no longer present. Receptacles shown on page 48.

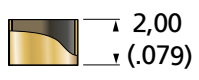
ICT / FCT
TEST PROBES



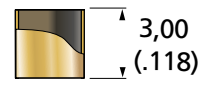
D 50.01
Spacer tube 1 mm



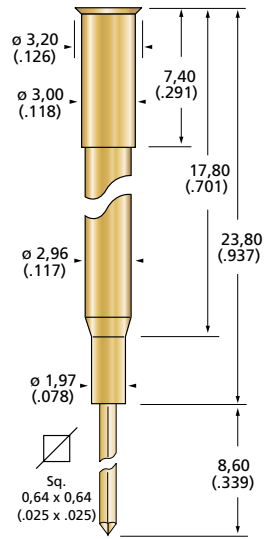
D 50.02
Spacer tube 2 mm



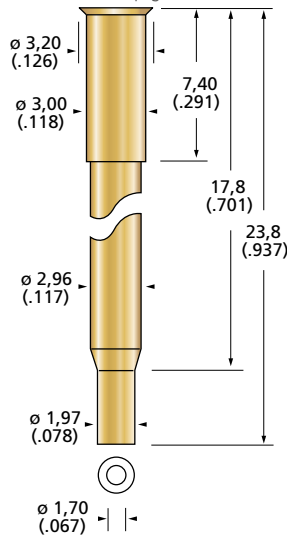
D 50.03
Spacer tube 3 mm



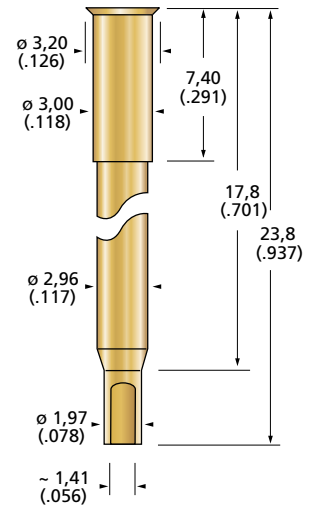
S 50.00-W
Wire-Wrap-Post without snap groove



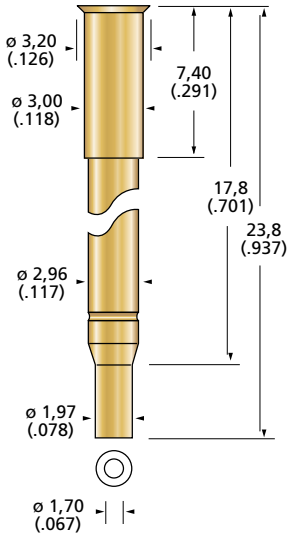
S 50.00-C
Open Crimp End without snap groove



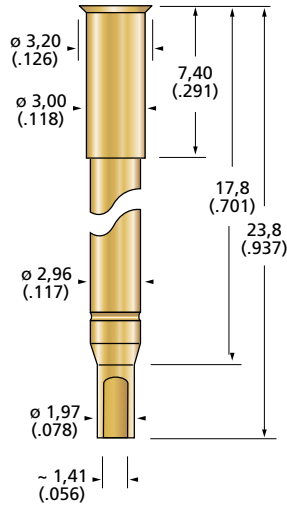
S 50.00-L
Solder Cup without snap groove



S 150.00-C
Open Crimp End with snap groove



S 150.00-L
Solder Cup with snap groove



RECEPTACLES SERIES 50 / 150 / 154 / 155

The **SERIES 50**, together with its variants **150**, **154** and **155**, offer a multitude of combination options. The metric series for pitch ≥ 3.80 mm, like the series for pitch ≥ 2.54 mm, features a fixed stop ring that, if combined with spacer tubes, allows for extremely variable installation height values. Additionally, some series and receptacles have a „snap groove“ that provides a higher retention force for the contact probe in the receptacle. This option is widely used in the field of cable harness test. Please note: when using spacer tubes, this feature won't work due to the raised position of the spring contact probe in the receptacle.

FIXTURING EXAMPLE

