

SINGLE-PHASE SILICON BRIDGE RECTIFIER

VOLTAGE RANGE 50 to 100 Volts CURRENT 3.0 Amperes

FEATURES

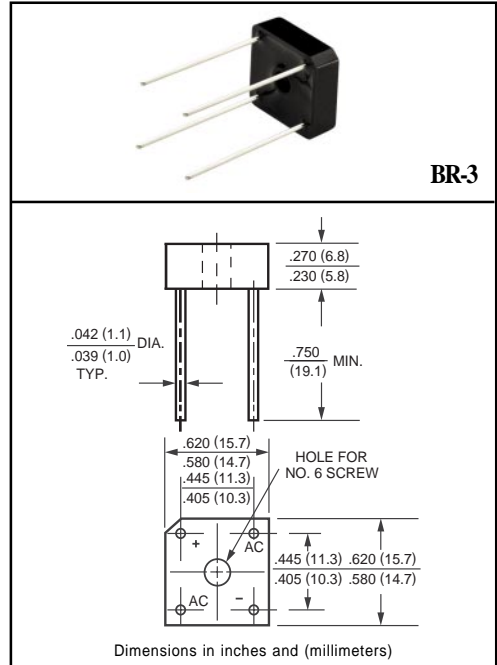
- * Surge overloab rating: 50 amperes peak
- * Low forward voltage drop
- * Small size: simple installation
- * Silver-plated copper leads
- * Mounting position: Any
- * Mounting: Hole thru for # 6 screw
- * Weight: 3.36 grams

MECHANICAL DATA

- * UL listed the recognized component directory, file #E94233
- * Epoxy: Device has UL flammability classification 94V-0

MAXIMUM RATINGS AND ELECTRICAL CHARACTERISTICS

Ratings at 25 °C ambient temperature unless otherwise specified.
 Single phase, half wave, 60 Hz, resistive or inductive load.
 For capacitive load, derate current by 20%.



MAXIMUM RATINGS (At TA = 25°C unless otherwise noted)

RATINGS	SYMBOL	BR305	BR31	BR32	BR34	BR36	BR38	BR310	UNITS
Maximum Recurrent Peak Reverse Voltage	VRRM	50	100	200	400	600	800	1000	Volts
Maximum RMS Bridge Input Voltage	VRMS	35	70	140	280	420	560	700	Volts
Maximum DC Blocking Voltage	VDC	50	100	200	400	600	800	1000	Volts
Maximum Average Forward Rectified Output Current at Tc = 50°C	Io	3.0							Amps
Peak Forward Surge Current 8.3 ms single half sine-wave superimposed on rated load (JEDEC method)	IFSM	50							Amps
Typical Thermal Resistance from junction to case	RθJC	11							°C/W
Typical Thermal Resistance from junction to ambient	RθJA	30							
Operating Temperature Range	TJ	-55 to + 150							°C
Storage Temperature Range	TSTG	-55 to + 150							°C

ELECTRICAL CHARACTERISTICS (At TA = 25°C unless otherwise noted)

CHARACTERISTICS	SYMBOL	BR305	BR31	BR32	BR34	BR36	BR38	BR310	UNITS
Maximum Forward Voltage Drop per element at 1.5A DC	VF	1.0							Volts
Maximum Reverse Current at Rated	IR	5.0							uAmps
DC Blocking Voltage per element		0.1							mAmps

Note: "Fully ROHS compliant", "100% Sn plating (Pb-free)".

RATING AND CHARACTERISTIC CURVES (BR305 THRU BR310)

FIG. 1 - MAXIMUM NON-REPETITIVE FORWARD SURGE CURRENT

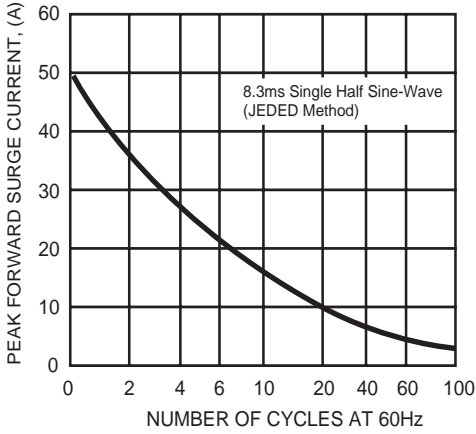


FIG. 2 - TYPICAL FORWARD CURRENT DERATING CURVE

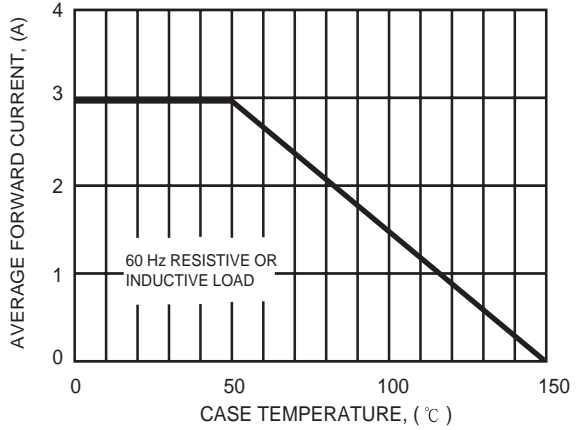


FIG. 3 - TYPICAL INSTANTANEOUS FORWARD CHARACTERISTICS

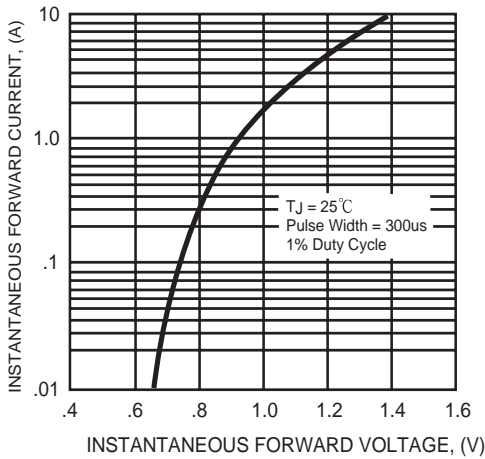
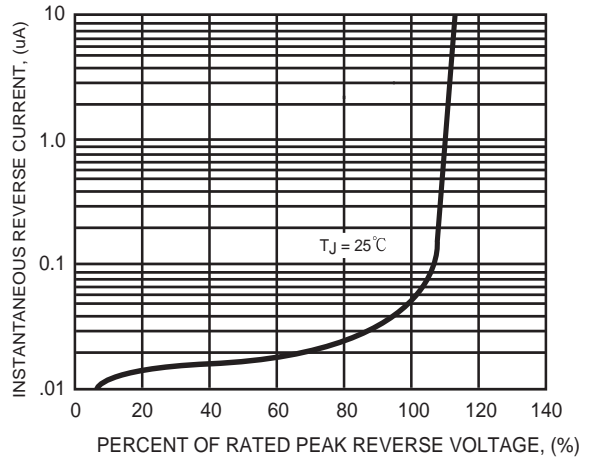


FIG. 4 - TYPICAL REVERSE CHARACTERISTICS



Mouser Electronics

Authorized Distributor

Click to View Pricing, Inventory, Delivery & Lifecycle Information:

[Rectron:](#)

[BR32](#)