

OTi DALI 75/220...240/700 D NFC TW L

OPTOTRONIC Intelligent Tunable White – DALI (non-isolated) | Linear constant current LED driver – Dimmable



Product family features

- Line frequency: 0 Hz | 50 Hz | 60 Hz
- Versatile DALI window driver up to 75 W due to flexible output characteristic
- Supply voltage: 220...240 V
- Usable as DT6 (2-channel) or DT8 (Tunable White) driver*
- Available with output current range: up to 700 mA
- Constant Lumen Output (CLO)
- Integrated customizable thermal management (Driver Guard)
- Non-isolated drivers



Product datasheet

Product family benefits

- Control of standard white or Tunable White light acc. DALI device type 8 (DT8)*
- TouchDIM Tunable White integrated for use without additional LMS
- Fully programmable via T4T software (NFC, DALI Interface)
- Lifetime: up to 100,000 h (temperature at $T_c = 65$ °C, max. 10 % failure rate)
- High-quality dimming of 1...100 % (amplitude and/or PWM selectable by software)
- High quality of light thanks to <1% output ripple current
- Very high efficiency
- Fulfill safety requirement due to overload, overtemperature, Hot Plug protection

Versatile scope of application due to OSRAM DALI Technology:

- Easy to use in corridors and restrooms because of three-level Corridor function
- Touch DIM application: easy to control via pushbutton or sensor
- Energy efficient Touch DIM operation due to automatic switch-off at sufficient residual light
- Suitable for emergency Installations (acc. to EN 60598-2-22 and IEC 61347-2-13, appendix J) thanks to DC detection (0 Hz, pulsating DC), on/off switchable
- Feedback of power consumption and operating hours (Fit for SMART GRID)
- Suitable for buildings according to EPBD/BREEAM/LEED due to automatic Constant Lumen Output setting
- Luminaire information for easy maintenance

Areas of application

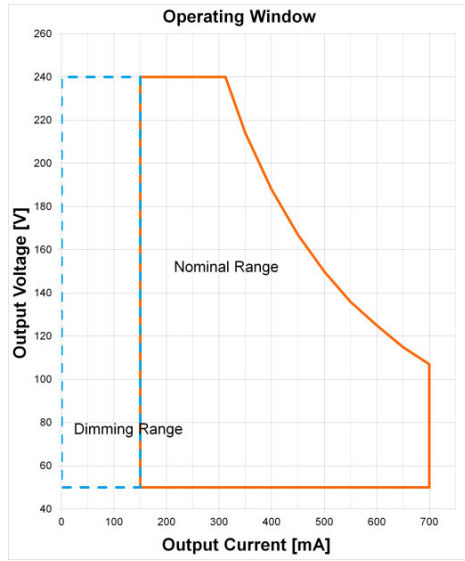
- For Tunable White as well as for 2-channel use (e.g. direct/indirect lighting)
- Linear lighting for office, education, industry, storage areas and retail
- Installation in emergency lighting systems according to IEC 61347-2-13, appendix J
- Suitable for installation in emergency lighting systems according to EN 60598-2-22
- Suitable for luminaires of protection class I
- Perfect system match with PrevaLED Linear Tunable White

Technical data

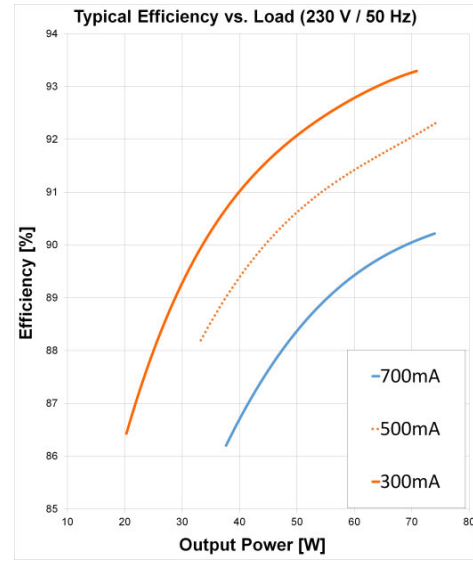
Electrical data

Nominal input voltage	220...240 V
Mains frequency	0/50/60 Hz
Input voltage AC	198...264 V
Input voltage DC	176...276 V
Current set	DALI / NFC / Programmable
Total harmonic distortion	< 10 %
Power factor λ	> 0.95
Efficiency in full-load	91 % ¹⁾
Device power loss	6.0 W
Networked standby power	< 0.20 W ¹⁾
Inrush current	23 A
Max. ECG no. on circuit breaker 10 A (B)	13
Max. ECG no. on circuit breaker 16 A (B)	19
Max. ECG no. on circuit breaker 25 A (B)	-
Surge capability (L/N-Ground)	2 kV
Surge capability (L-N)	1 kV
Nominal output voltage	50...240 V
U-OUT (working voltage)	< 250 V
Nominal output current	150...700 mA
Default output current	150 mA
Output current tolerance	±3 %
Output ripple current (100 Hz)	< 1 %
Output PSTLM	≤1
Output SVM	≤0.4
Nominal output power	8.1...75 W
Maximum output power	75 W
Galvanic isolation	Non isolated

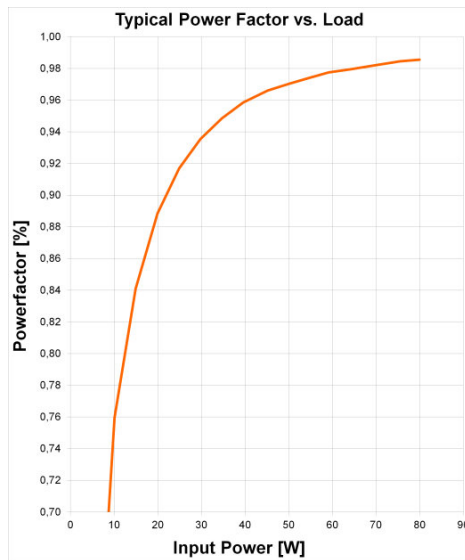
¹⁾ at 230 V, 50 Hz



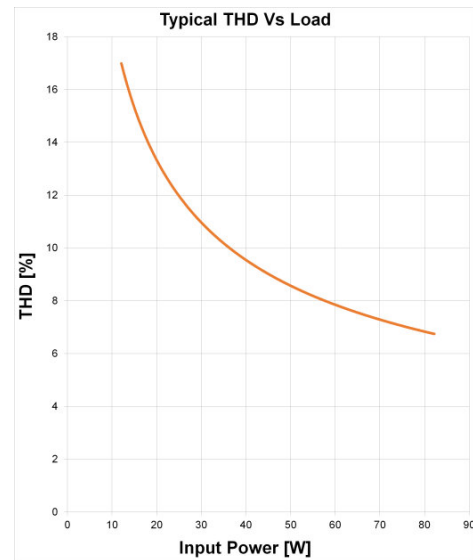
OTI DALI 75220-240700 D NFC TWL Operating Window



OTI DALI 75220-240700 D NFC TWL Typical Efficiency vs. Load (230 V 50 Hz)

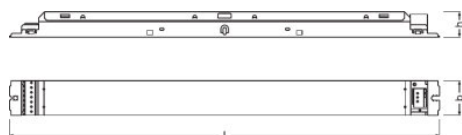


OTI DALI 75220-240700 D NFC TWL Typical Power Factor vs. Load



OTI DALI 75220-240700 D NFC TWL Typical THD Vs Load

Dimensions & weight



Mounting hole spacing, length	350.0 mm
Product weight	260.00 g
Cable cross-section, input side	0.5...1.5 mm ²
Cable cross-section, output side	0.5...1.5 mm ²
Wire preparation length, input side	8.0...9.0 mm
Wire preparation length, output side	8.0...9.0 mm
Length	360.0 mm
Width	30.0 mm
Height	21.0 mm

Colors & materials

Casing material	Metal
-----------------	-------

Temperatures & operating conditions

Ambient temperature range	-25...+50 °C
Maximum temperature at tc test point	75 °C
Max.housing temperature in case of fault	110 °C
Temperature range at storage	-40...+85 °C
Permitted rel. humidity during operation	5...85 % ¹⁾

¹⁾ Maximum 56 days/year at 85 %

Lifespan

ECG lifetime	50000 / 100000 h ¹⁾
--------------	--------------------------------

¹⁾ At maximum T_c = 75°C / 10% failure rate / At T_c = 65°C / 10% failure rate

Additional product data

Encapsulated	No
--------------	----

Capabilities

Programming interface	DALI, NFC
Dimmable	Yes
Dimming interface	DALI-2 / Touch DIM / Touch DIM Sensor
Dimming range	1...100 %
Dimming method	Full analogue dimming / AM/PWM selectable
Constant lumen function	Programmable
Overheating protection	Automatic reversible
Overload protection	Automatic reversible
Short-circuit protection	Automatic reversible
No-load proof	Yes
Intended for no-load operation	No
Max. cable length to lamp/LED module	2.0 m
Suitable for fixtures with prot. class	I
Suitable for emergency lighting	Yes
Type of connection, input side	Push terminal
Type of connection, output side	Push terminal
Control interface	DALI
Number of channels	2
DALI-2 Energy Data	No
DALI-2 Diagnostic Data	No

Programming

Programming device	DALI magic / NFC Scanner
Tuner4TRONIC	Yes
Tuner4TRONIC Field App	No
Box programming	Yes

Programmable features

Operating Current	Yes
Lamp Operating Time	Yes
Driver Guard	Yes
DALI Settings	Yes
Emergency Mode	Yes
DALI-2 Luminaire Data	No
Soft Switch Off	Yes
Dim to Dark	Yes
TouchDIM + Sensor	Yes

Product datasheet

Corridor Functionality	Yes
Tunable White CCT	Yes
Tunable White High precision	Yes













Certificates & standards

Approval marks – approval	CE / EL / VDE-ENEC / EAC / CCC / RCM / BIS
Standards	Acc. to IEC 61347-1/Acc. to IEC 61347-2-13/Acc. to IEC 62384/Acc. to IEC 61000-3-2/Acc. to IEC 61000-3-3/Acc. to IEC 61547
Type of protection	IP20

Logistical data

Commodity code	850440829000
----------------	--------------

Download Data

File	
	User instruction OPTOTRONIC LED Power Supply
	Certificates OT EMC 40050085 200220
	Certificates OT ENEC 40038085 130720
	Certificates OT EMC 40044675 250621
	Declarations of conformity OTI DALI D NFC TW L UK DoC 4287948 080221
	Declarations of conformity OTI DALI D NFC TW L CE 3633314 020921
	Declarations of conformity EATON(CEAG) Conformity declaration AM28015 OTI DALI75 220 240 700 D NFC TW L
	Declarations of conformity INOTEC Conformity declaration AM28015 OTI DALI75 220 240 700 D NFC TW L
	CAD data OTI DALI D NFC TWL IGS 050220
	CAD data OTI DALI D NFC TWL STEP 050220
	CAD Data 2-dim OTI DALI D NFC TWL CAD2PDF 050220
	CAD data 3-dim OTI DALI D NFC TWL CAD3PDF 050220

Product datasheet

Ecodesign regulation information:

Intended for use with LED modules.

The forward voltage of the LED light source shall be within the defined operating window of the control gear in all operating conditions including dimming if applicable.

Separate control gear and light sources must be disposed of at certified disposal companies in accordance with Directive 2012/19/EU (WEEE) in the EU and with Waste Electrical and Electronic Equipment (WEEE) Regulations 2013 in the UK. For this purpose, collection points for recycling centres and take-back systems (CRSO) are available from retailers or private disposal companies, which accept separate control gear and light sources free of charge. In this way, raw materials are conserved and materials are recycled.

Logistical Data

Product code	Product description	Packaging unit (Pieces/Unit)	Dimensions (length x width x height)	Volume	Gross weight
405289990326	OTi DALI 75/220...240/700 D NFC TW L	Shipping carton box 20	385 mm x 160 mm x 100 mm	6.16 dm ³	5374.00 g

The mentioned product code describes the smallest quantity unit which can be ordered. One shipping unit can contain one or more single products. When placing an order, for the quantity please enter single or multiples of a shipping unit.

Data privacy

This OSRAM driver can be configured using the Tuner4TRONIC software. This requires registering on www.myosram.com and downloading the Tuner4TRONIC software from the Internet. The Tuner4TRONIC software enables users to access and view the operational data of a luminaire or driver via the corresponding programming interfaces. A password key (Config Lock) must be set up in the driver via the Tuner4TRONIC software in order to control which users can access and view operational data. Follow the instructions for password setup. To grant an external person or company rights to access or view operational data, you can assign password keys. In this case, however, you are responsible for ensuring that the third party concerned takes notice of the information described here. However, OSRAM can read out operating data from devices for maintenance and service purposes even when a password key has been assigned. In individual cases, OSRAM will also use its access rights in order to optimize or improve driver hardware and driver functions. In accordance with data privacy principles, any user of operating data (luminaire manufacturers, third parties with access rights) must ensure that personal data (e.g. name, address, location IDs) are only merged with the prior written consent of the person (end user) concerned. The respective user of the operating data is responsible for providing evidence of consent.

Legal advice

* The "DALI colour control functionality (part 209 / Device Type 8)" of this product has not been verified by the DiiA.

Product datasheet

Disclaimer

Subject to change without notice. Errors and omission excepted. Always make sure to use the most recent release.