


Number of contacts

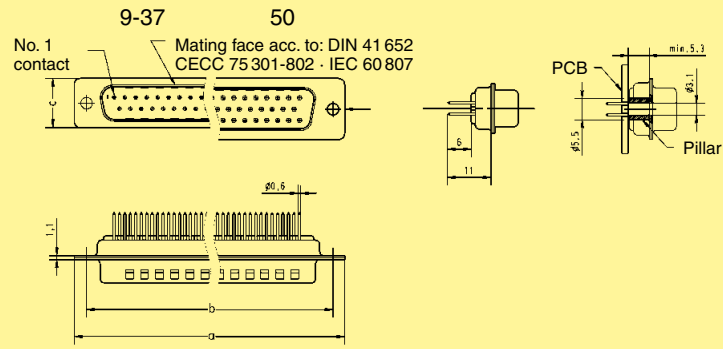
9-50



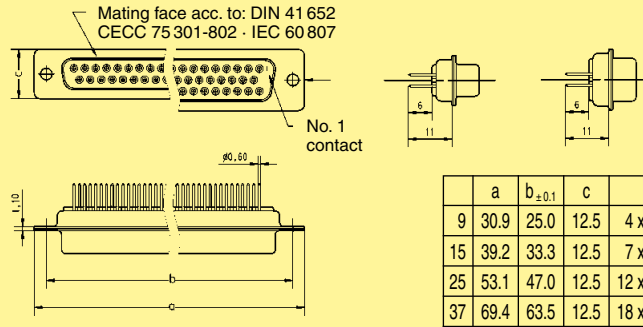
Turned solder pins, straight

Identification	No. of contacts	Part No.	
Performance levels Explanations see page 05.04 Other performance levels on request		Performance level 3	Performance level 2
Male connector metal shell with dimples	9 15 25 37 50	09 67 009 5654 09 67 015 5654 09 67 025 5654 09 67 037 5654 09 67 050 5654 ¹⁾	09 67 009 5655 09 67 015 5655 09 67 025 5655 09 67 037 5655 09 67 050 5655 ¹⁾
Female connector metal shell	9 15 25 37 50	09 67 009 4754 09 67 015 4754 09 67 025 4754 09 67 037 4754 09 67 050 4754 ¹⁾	09 67 009 4755 09 67 015 4755 09 67 025 4755 09 67 037 4755 09 67 050 4755 ¹⁾

Male connector

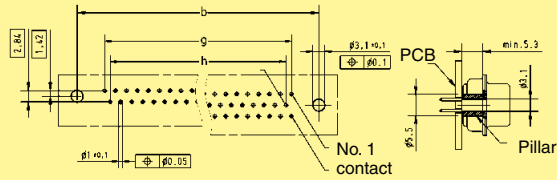


Female connector



	a	b _{±0.1}	c	g	h
9	30.9	25.0	12.5	4 x [2.74] = 10.96	3 x [2.74] = 8.22
15	39.2	33.3	12.5	7 x [2.74] = 19.18	6 x [2.74] = 16.44
25	53.1	47.0	12.5	12 x [2.76] = 33.12	11 x [2.76] = 30.36
37	69.4	63.5	12.5	18 x [2.76] = 49.68	17 x [2.76] = 46.92
50	67.0	61.1	15.4	16 x [2.76] = 44.16	15 x [2.76] = 41.40

Board drillings



Dimensions in mm

¹⁾ Not normally kept in stock

Mating conditions see page 05.04