


STAMP-PICO

SKU:C050-B, K051, K051-B



Description

STAMP-PICO features an ultra-compact design with two low-power Xtensa® 32-bit LX6 microprocessors at 240MHz on a PCB as tiny and delicate as a postage stamp. low power consumption. It is ideal for any space-constrained or battery-powered devices such as wearables, medical devices, sensors, and other IoT devices.

- 1, MULTIFORM: 5 options of installation, means endless possibilities! (SMT, DIP, flywire, grove interface), with a high-temperature resistant plastic shell, 3D antenna and components can be better protected.
- 2, LOW-CODE DEVELOPMENT: STAMP-PICO supports UIFlow graphical programming platform, scripting-free, cloud push; and fully compatible with Arduino, MicroPython, ESP32-IDF, and other mainstream development platforms to quickly build various applications.
- 3, HIGH INTEGRATION: STAMP-PICO contains 5V->3.3V DC/DC port, GPIOx12, programmable RGB light x1, button x1, finely tuned RF circuit, providing stable and reliable wireless communication.
- 4, STRONG EXPANDABILITY: Easy access to M5Stack's hardware and software ecology system: a wealth of sensors, actuators, functional modules, and accessories to choose from, Extremely fast adaptation.

Product Features



- Chip-set:ESP32-PICO-D4 (2.4GHz Wi-Fi and Bluetooth dual mode)
- Support UIFlow graphical programming
- Multi-IO pinout, support multiple application forms (SMT, DIP, fly-by-wire)
- Integrated programmable RGB LEDs and buttons
- Miniature module


Include

- M5Stamp Pico (5pcs): 5 x M5Stamp Pico 5 x Sticker
- M5Stamp Pico Mate: 1 x M5Stamp Pico 1 x Sticker 4 x Pin Headers 1 x 90° Grove Connector 1 x Hex Key
- M5Stamp Pico DIY Kit: 1 x M5Stamp Pico 1 x Sticker 4 x Pin Headers 1 x 90° Grove Connector 1 x Hex Key 1 x ESP32 Downloade

Applications

- Instrumentation
- Wi-Fi Remote Monitoring/Control
- Smart Home
- Color LED Control
- Fire/security intelligent integrated management
- Smart Card Terminal
- Wireless POS





Specification

Resources	Parameter
Master Control	ESP32-PICO-D4
Resource	
Flash	4MB
Input Voltage	5V @ 500mA
Power consumption	Normal standby:5V@29mA, WIFI STA mode: 5V@60mA, Bluetooth mode data sending status: 5V@84mA, Deep-sleep mode: 5V@0.35mA
UI	Programmable physical keys x 1, Programmable RGB LED (SK6812) x 1
Antenna Type	2.4G 3D Antenna
WiFi	802.11 b/g/n (up to 150 Mbps for 802.11n), spectrum range: 2.4 GHz ~ 2.5 GHz
Bluetooth	Bluetooth V4.2 BR/EDR and BLE standard, NZIF receiver, sensitivity up to -97 dBm
Module Resource	ADC, DAC, touch sensor, SD/SDIO/MMC host controller, SPI, SDIO/SPI slave controller, EMAC, motor PWM, LED
Interface	PWM, UART, I2C, I2S, IR remote controller, GPIO, pulse counter
IO interface x12	G0, G1, G3, G26, G36, G18, G19, G21, G22, G25, G32, G33
IO interface spacing	2.54mm
perating temperature	32°F to 104°F (0°C to 40°C)
Net weight	2.6g
M5Stamp Pico (5pcs)	
Gross weight	18g

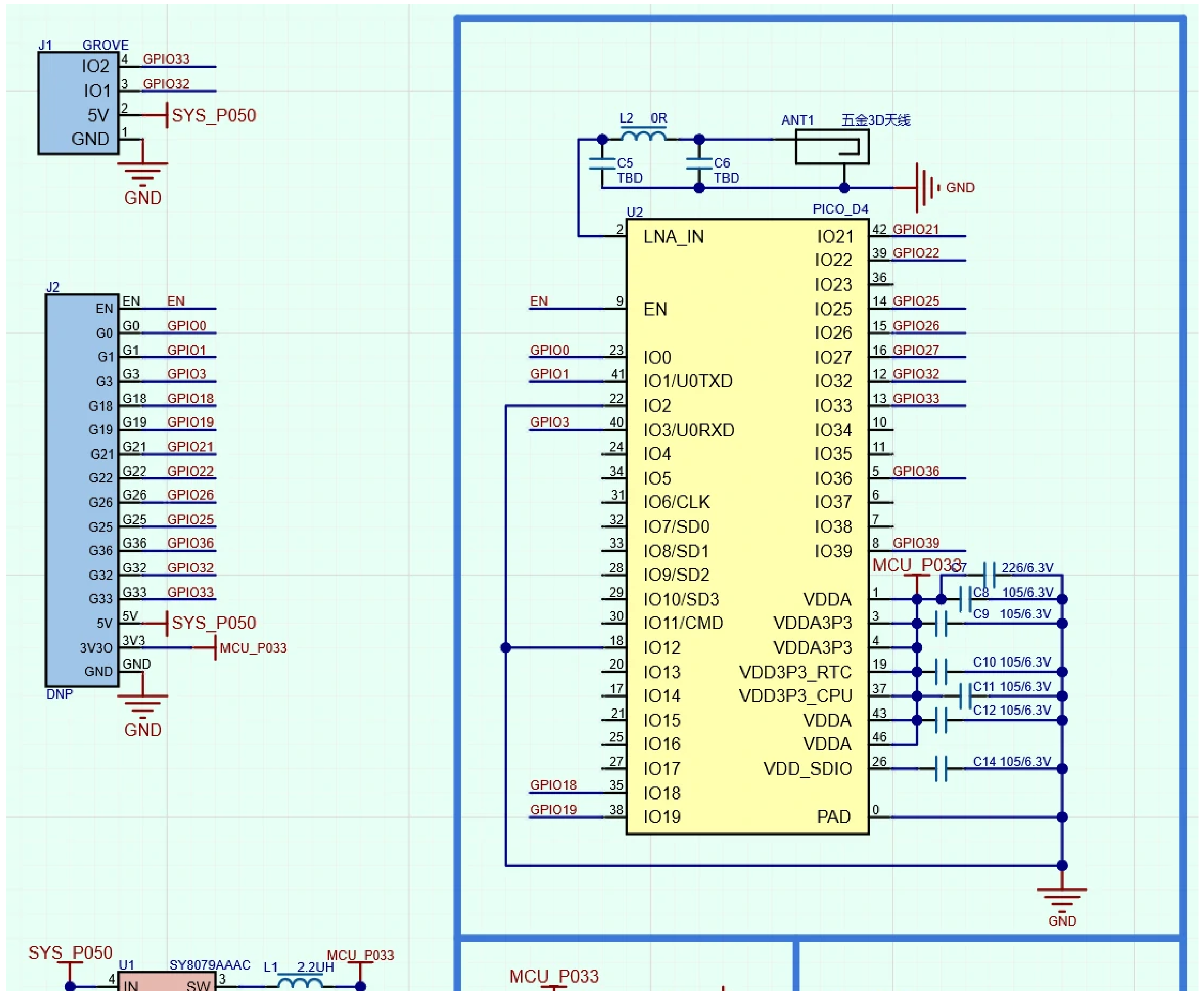
M5Stamp Pico Mate	Parameter	6g
Gross weight		
M5Stamp Pico DIY		12g
Kit Gross weight		
Product Dimensions		18 * 24 * 4.4mm
Package Size		85*55mm sealing bag (translucent)

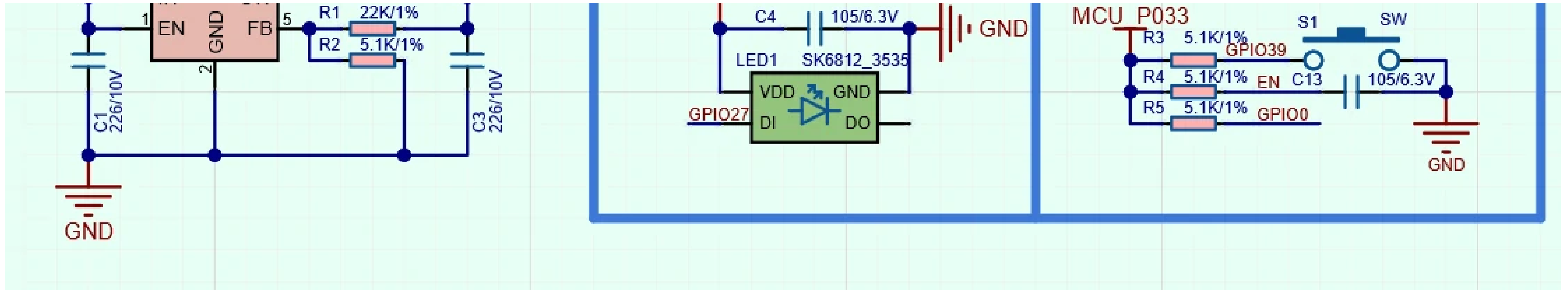
PinMap

SK6812 (RGB LED) and Button

ESP32	GPIO27	GPIO39
SK6812	DI	/
Button	/	SW

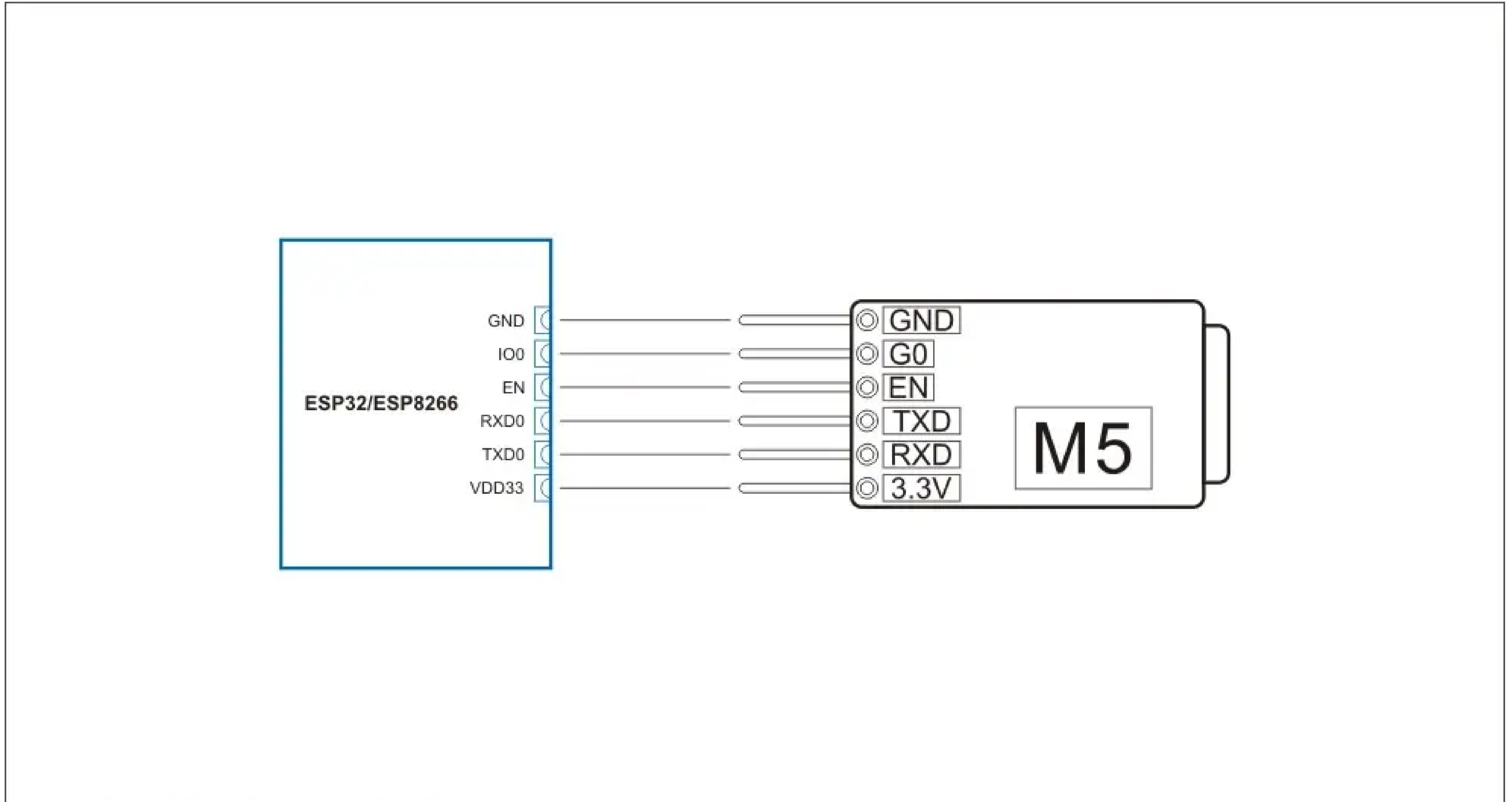
Schematic





Program Download

- STAMP-PICO adopts the most streamlined circuit design, so it does not include the program download circuit, users can download the program through the USB-TTL burner.



Related Link

- Datasheet
 - [ESP32-PICO](#)