

Miniatursteckverbinder Serie 423

Miniature connectors series 423

Bezeichnung
Description

Kabelstecker mit Schirmring,
Kabeldurchlass 4-6 mm
Male cable connector with shielding ring,
cable outlet 4-6 mm

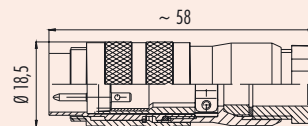
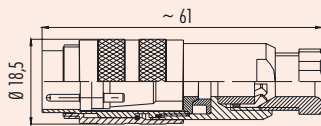
Abbildung
Figure



Kabelstecker mit Schirmring,
Kabeldurchlass 6-8 mm
Male cable connector with shielding ring,
cable outlet 6-8 mm



Maßzeichnung
Drawing



Bestell-Nr.
Ordering-No.

Polzahl Contacts	versilberte Kontakte silver plated contacts	vergoldete Kontakte gold plated contacts
2	99-5101-15-02	99-5101-19-02
3 DIN	99-5105-15-03	99-5105-19-03
4	99-5109-15-04	99-5109-19-04
5	99-5113-15-05	99-5113-19-05
5 (Stereo)	99-5117-15-05	99-5117-19-05
6 DIN	99-5121-15-06	99-5121-19-06
7	99-5125-15-07	99-5125-19-07
7 DIN	99-5181-15-07	-
8 DIN	99-5171-15-08	99-5171-19-08
12	-	99-5129-15-12
14	-	99-5451-15-14
19	-	99-5461-15-19
24	-	99-5495-15-24

Polzahl Contacts	versilberte Kontakte silver plated contacts	vergoldete Kontakte gold plated contacts
2	99-5601-15-02	99-5601-19-02
3 DIN	99-5605-15-03	99-5605-19-03
4	99-5609-15-04	99-5609-19-04
5	99-5613-15-05	99-5613-19-05
5 (Stereo)	99-5617-15-05	99-5617-19-05
6 DIN	99-5621-15-06	99-5621-19-06
7	99-5625-15-07	99-5625-19-07
7 DIN	99-5681-15-07	-
8 DIN	99-5671-15-08	99-5671-19-08
12	-	99-5629-15-12
14	-	99-5651-15-14
16	-	99-5455-15-16
19	-	99-5661-15-19
24	-	99-5695-15-24

Technische Daten Specifications

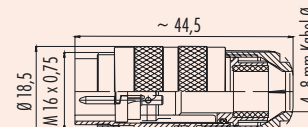
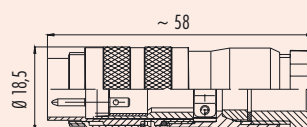
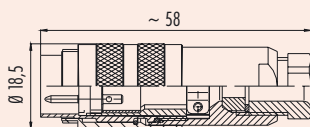
Polzahl	2	3 DIN	4	5	5 (Stereo)	6 DIN	7	7 DIN	8 DIN	12	14	16	19	24	Number of contacts	
Steckverbinder Verriegelung	schraub/screw														Connector locking system	
Anschlussart	löten/solder														Termination	
Anschlussquerschnitt	max. 0,75 mm ² (max. AWG 20)							max. 0,25 mm ² (max. AWG 24)				0,14 mm ² (26)				Wire gauge
Kabeldurchlass	4-6 mm (PG 7)/6-8 mm (PG 9)														Cable outlet	
Schutzart	IP67														Degree of protection	
Mechanische Lebensdauer	> 500 Steckzyklen/> 500 mating cycles														Mechanical operation	
Obere Grenztemperatur	+ 95 °C														Upper temperature	
Untere Grenztemperatur	- 30 °C														Lower temperature	
Bemessungsspannung	250 V (32 V)		60V (32V)		250V (32V)		125V (32V)		60 V (32 V)						Rated voltage	
Bemessungsstoßspannung	1500 V		500 V		1500 V		800 V		500 V						Rated impulse voltage	
Verschmutzungsgrad	1 (2) ¹⁾														Pollution degree	
Überspannungskategorie	I (II) ¹⁾														Overvoltage category	
Isolierstoffgruppe	III														Material group	
Bemessungsstrom (40°C)	7 A		6 A		5 A				3 A				1 A		Rated current (40 °C)	
Durchgangswiderstand	≤ 5 mΩ														Contact resistance	
Material Kontakt	CuZn (Messing/brass)														Material of contact	
Kontaktoberfläche	Ag (Silber/silver)							Au (Gold/gold)							Contact plating	
Material Kontaktkörper	PBT (UL 94 V-0)														Material of contact body	
Material Gehäuse	CuZn (Messing, vernickelt/brass, nickel plated)														Material of housing	

Miniatursteckverbinder Serie 423
Miniature connectors series 423
Bezeichnung
Description
Abbildung
Figure

 Kabelstecker mit Kabelklemme,
 Kabeldurchlass 4-6 mm
*Male cable connector with cable clamp,
 cable outlet 4-6 mm*

 Kabelstecker mit Kabelklemme,
 Kabeldurchlass 6-8 mm
*Male cable connector with cable clamp,
 cable outlet 6-8 mm*

 Kabelstecker, Kurzversion,
 nicht schirmbar, Kabeldurchlass 4-8 mm
*Male cable connector, short version,
 not shieldable, cable outlet 4-8 mm*

Maßzeichnung
Drawing

Bestell-Nr.
Ordering-No.

Polzahl Contacts	versilberte Kontakte silver plated contacts	vergoldete Kontakte gold plated contacts
2	99-5101-00-02	99-5101-09-02
3 DIN	99-5105-00-03	99-5105-09-03
4	99-5109-00-04	99-5109-09-04
5	99-5113-00-05	99-5113-09-05
5 (Stereo)	99-5117-00-05	99-5117-09-05
6 DIN	99-5121-00-06	99-5121-09-06
7	99-5125-00-07	99-5125-09-07
7 DIN	99-5181-00-07	-
8 DIN	99-5171-00-08	99-5171-09-08
12	-	99-5129-00-12
14	-	99-5451-00-14
19	-	99-5461-00-19
24	-	99-5495-00-24

Polzahl Contacts	versilberte Kontakte silver plated contacts	vergoldete Kontakte gold plated contacts
2	99-5601-00-02	99-5601-09-02
3 DIN	99-5605-00-03	99-5605-09-03
4	99-5609-00-04	99-5609-09-04
5	99-5613-00-05	99-5613-09-05
5 (Stereo)	99-5617-00-05	99-5617-09-05
6 DIN	99-5621-00-06	99-5621-09-06
7	99-5625-00-07	99-5625-09-07
7 DIN	99-5681-00-07	-
8 DIN	99-5671-00-08	99-5671-09-08
12	-	99-5629-00-12
14	-	99-5651-00-14
19	-	99-5661-00-19
24	-	99-5695-00-24

Polzahl Contacts	vergoldete Kontakte gold plated contacts
2	99-5101-40-02
3 DIN	99-5105-40-03
4	99-5109-40-04
5	99-5113-40-05
6 DIN	99-5121-40-06
7	99-5125-40-07
7 DIN	99-5181-40-07
8 DIN	99-5171-40-08
12	99-5129-40-12
19	99-5461-40-19

Technische Daten
Specifications

	2	3 DIN	4	5	5 (Stereo)	6 DIN	7	7 DIN	8 DIN	12	14	19	24	
Polzahl	2	3 DIN	4	5	5 (Stereo)	6 DIN	7	7 DIN	8 DIN	12	14	19	24	Number of contacts
Steckverbinder Verriegelung	schraub/screw													Connector locking system
Anschlussart	löten/solder													Termination
Anschlussquerschnitt	max. 0,75 mm ² (max. AWG 20)									max. 0,25 mm ² (max. AWG 24)		0,14 mm ² (26)		Wire gauge
Kabeldurchlass	4-6 mm (PG 7)/6-8 mm (PG 9), 4-8 mm Kurzversion (short version)													Cable outlet
Schutzart	IP67 ¹⁾													Degree of protection
Mechanische Lebensdauer	> 500 Steckzyklen/> 500 mating cycles													Mechanical operation
Obere Grenztemperatur	+ 95 °C													Upper temperature
Untere Grenztemperatur	- 30 °C													Lower temperature
Bemessungsspannung	250 V (32 V)			60V (32V)		250V (32V)		125V (32V)		60 V (32 V)				Rated voltage
Bemessungsstoßspannung	1500 V			500 V		1500 V		800 V		500 V				Rated impulse voltage
Verschmutzungsgrad	1 (2)													Pollution degree
Überspannungskategorie	I (II)													Overvoltage categorie
Isolierstoffgruppe	III													Material group
Bemessungsstrom (40°C)	7 A		6 A			5 A				3 A		1 A		Rated current (40 °C)
Durchgangswiderstand	≤ 5 mΩ									≤ 3 mΩ				Contact resistance
Material Kontakt	CuZn (Messing/brass)													Material of contact
Kontaktoberfläche	Ag (Silber/silver)						Au (Gold/gold)						Contact plating	
Material Kontaktkörper	PBT (UL 94 V-0)													Material of contact body
Material Gehäuse	CuZn (Messing, vernickelt/brass, nickel plated)													Material of housing

Miniatursteckverbinder Serie 423

Miniature connectors series 423

Bezeichnung
Description

Winkelstecker,
Kabeldurchlass 4-6 mm
Male angled connector,
cable outlet 4-6 mm

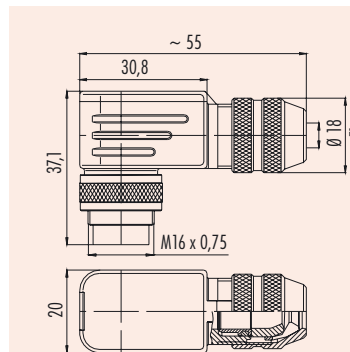
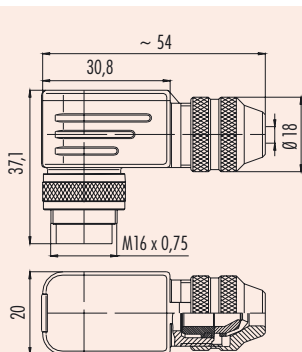
Abbildung
Figure



Winkelstecker,
Kabeldurchlass 6-8 mm
Male angled connector,
cable outlet 6-8 mm



Maßzeichnung
Drawing



Bestell-Nr.
Ordering-No.

Polzahl Contacts	versilberte Kontakte silver plated contacts	vergoldete Kontakte gold plated contacts
2	99-5101-75-02	- ¹⁾
3 DIN	99-5105-75-03	- ¹⁾
4	99-5109-75-04	- ¹⁾
5	99-5113-75-05	99-5113-79-05
5 (Stereo)	99-5117-75-05	- ¹⁾
6 DIN	99-5121-75-06	99-5121-79-06
7	99-5125-75-07	99-5125-79-07
7 DIN	99-5181-75-07	- ¹⁾
8 DIN	99-5171-75-08	99-5171-79-08
12	-	99-5129-75-12
14	-	99-5451-75-14
19	-	99-5461-75-19
24	-	99-5495-75-24

Polzahl Contacts	versilberte Kontakte silver plated contacts	vergoldete Kontakte gold plated contacts
2	99-5601-75-02	- ¹⁾
3 DIN	99-5605-75-03	- ¹⁾
4	99-5609-75-04	- ¹⁾
5	99-5613-75-05	- ¹⁾
5 (Stereo)	99-5617-75-05	- ¹⁾
6 DIN	99-5621-75-06	99-5621-79-06
7	99-5625-75-07	99-5625-79-07
7 DIN	99-5681-75-07	- ¹⁾
8 DIN	99-5671-75-08	99-5671-79-08
12	-	99-5629-75-12
14	-	99-5651-75-14
16	-	99-5455-75-16
19	-	99-5661-75-19
24	-	99-5695-75-24

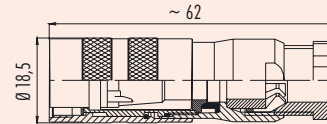
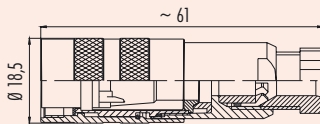
Technische Daten
Specifications

Polzahl	2	3 DIN	4	5	5 (Stereo)	6 DIN	7	7 DIN	8 DIN	12	14	16	19	24	Number of contacts		
Steckverbinder Verriegelung	schraub/screw														Connector locking system		
Anschlussart	löten/solder														Termination		
Anschlussquerschnitt	max. 0,75 mm ² (max. AWG 20)							max. 0,25 mm ² (max. AWG 24)				0,14 mm ² (26)				Wire gauge	
Kabeldurchlass	4-6 mm (PG 7)/6-8 mm (PG 9)														Cable outlet		
Schutzart	IP67														Degree of protection		
Mechanische Lebensdauer	> 500 Steckzyklen/> 500 mating cycles														Mechanical operation		
Obere Grenztemperatur	+ 95 °C														Upper temperature		
Untere Grenztemperatur	- 30 °C														Lower temperature		
Bemessungsspannung	250 V (32 V)		60V (32V)		250V (32V)		125V (32V)		60 V (32 V)						Rated voltage		
Bemessungsstoßspannung	1500 V		500 V		1500V		800 V		500 V						Rated impulse voltage		
Verschmutzungsgrad	1 (2)														Pollution degree		
Überspannungskategorie	I (II)														Overvoltage categorie		
Isolierstoffgruppe	III														Material group		
Bemessungsstrom (40°C)	7 A		6 A		5 A						3 A		1 A				Rated current (40 °C)
Durchgangswiderstand	≤ 5 mΩ														Contact resistance		
Material Kontakt	CuZn (Messing/brass)														Material of contact		
Kontaktoberfläche	Ag (Silber/silver)							Au (Gold/gold)							Contact plating		
Material Kontaktkörper	PBT (UL 94 V-0)														Material of contact body		
Material Gehäuse	CuZn (Messing, vernickelt/brass, nickel plated)														Material of housing		

Miniatursteckverbinder Serie 423
Miniature connectors series 423
Bezeichnung
Description
Abbildung
Figure

 Kabeldose mit Schirmring,
 Kabeldurchlass 4-6 mm
*Female cable connector with shielding ring,
 cable outlet 4-6 mm*

 Kabeldose mit Schirmring,
 Kabeldurchlass 6-8 mm
*Female cable connector with shielding ring,
 cable outlet 6-8 mm*

Maßzeichnung
Drawing

Bestell-Nr.
Ordering-No.

Polzahl Contacts	versilberte Kontakte silver plated contacts	vergoldete Kontakte gold plated contacts
2	99-5102-15-02	99-5102-19-02
3 DIN	99-5106-15-03	99-5106-19-03
4	99-5110-15-04	99-5110-19-04
5	99-5114-15-05	99-5114-19-05
5 (Stereo)	99-5118-15-05	99-5118-19-05
6 DIN	99-5122-15-06	99-5122-19-06
7	99-5126-15-07	99-5126-19-07
7 DIN	99-5182-15-07	-
8 DIN	99-5172-15-08	99-5172-19-08
12	-	99-5130-15-12
14	-	99-5452-15-14
19	-	99-5462-15-19
24	-	99-5496-15-24

Polzahl Contacts	versilberte Kontakte silver plated contacts	vergoldete Kontakte gold plated contacts
2	99-5602-15-02	99-5602-19-02
3 DIN	99-5606-15-03	99-5606-19-03
4	99-5610-15-04	99-5610-19-04
5	99-5614-15-05	99-5614-19-05
5 (Stereo)	99-5618-15-05	99-5618-19-05
6 DIN	99-5622-15-06	99-5622-19-06
7	99-5626-15-07	99-5626-19-07
7 DIN	99-5682-15-07	-
8 DIN	99-5672-15-08	99-5672-19-08
12	-	99-5630-15-12
14	-	99-5652-15-14
16	-	99-5456-15-16
19	-	99-5662-15-19
24	-	99-5696-15-24

Technische Daten
Specifications

	2	3 DIN	4	5	5 (Stereo)	6 DIN	7	7 DIN	8 DIN	12	14	16	19	24		
Polzahl	2	3 DIN	4	5	5 (Stereo)	6 DIN	7	7 DIN	8 DIN	12	14	16	19	24	Number of contacts	
Steckverbinder Verriegelung	schraub/screw														Connector locking system	
Anschlussart	löten/solder														Termination	
Anschlussquerschnitt	max. 0,75 mm ² (max. AWG 20)							max. 0,25 mm ² (max. AWG 24)					0,14 mm ² (26)	Wire gauge		
Kabeldurchlass	4-6 mm (PG 7)/6-8 mm (PG 9)														Cable outlet	
Schutzart	IP67														Degree of protection	
Mechanische Lebensdauer	> 500 Steckzyklen/> 500 mating cycles														Mechanical operation	
Obere Grenztemperatur	+ 95 °C														Upper temperature	
Untere Grenztemperatur	- 30 °C														Lower temperature	
Bemessungsspannung	250 V (32 V)			60V (32V)		250V (32V)	125V (32V)		60 V (32 V)					Rated voltage		
Bemessungsstoßspannung	1500 V			500 V		1500 V	800 V		500 V					Rated impulse voltage		
Verschmutzungsgrad	1 (2)														Pollution degree	
Überspannungskategorie	I (II)														Overvoltage categorie	
Isolierstoffgruppe	III														Material group	
Bemessungsstrom (40°C)	7 A		6 A			5 A			3 A			1 A			Rated current (40 °C)	
Durchgangswiderstand	≤ 5 mΩ														≤ 3 mΩ	Contact resistance
Material Kontakt	CuSn (Bronze/bronze)														Material of contact	
Kontaktoberfläche	Ag (Silber/silver)							Au (Gold/gold)							Contact plating	
Material Kontaktkörper	PBT (UL 94 V-0)														Material of contact body	
Material Gehäuse	CuZn (Messing, vernickelt/brass, nickel plated)														Material of housing	

Miniatursteckverbinder Serie 423
Miniature connectors series 423

Bezeichnung
Description

Abbildung
Figure

Kabeldose mit Kabelklemme,
Kabeldurchlass 4-6 mm
Female cable connector with cable clamp,
cable outlet 4-6 mm



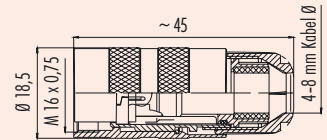
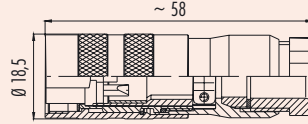
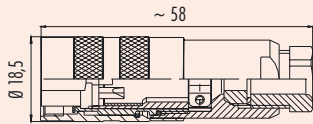
Kabeldose mit Kabelklemme,
Kabeldurchlass 6-8 mm
Female cable connector with cable clamp,
cable outlet 6-8 mm



Kabeldose, Kurzversion,
nicht schirmbar, Kabeldurchlass 4-8 mm
Female cable connector, short version,
not shieldable, cable outlet 4-8 mm



Maßzeichnung
Drawing



Bestell-Nr.
Ordering-No.

Polzahl Contacts	versilberte Kontakte silver plated contacts	vergoldete Kontakte gold plated contacts
2	99-5102-00-02	99-5102-09-02
3 DIN	99-5106-00-03	99-5106-09-03
4	99-5110-00-04	99-5110-09-04
5	99-5114-00-05	99-5114-09-05
5 (Stereo)	99-5118-00-05	99-5118-09-05
6 DIN	99-5122-00-06	99-5122-09-06
7	99-5126-00-07	99-5126-09-07
7 DIN	99-5182-00-07	-
8 DIN	99-5172-00-08	99-5172-09-08
12	-	99-5130-00-12
14	-	99-5452-00-14
19	-	99-5462-00-19
24	-	99-5496-00-24

Polzahl Contacts	versilberte Kontakte silver plated contacts	vergoldete Kontakte gold plated contacts
2	99-5602-00-02	99-5602-09-02
3 DIN	99-5606-00-03	99-5606-09-03
4	99-5610-00-04	99-5610-09-04
5	99-5614-00-05	99-5614-09-05
5 (Stereo)	99-5618-00-05	99-5618-09-05
6 DIN	99-5622-00-06	99-5622-09-06
7	99-5626-00-07	99-5626-09-07
7 DIN	99-5682-00-07	-
8 DIN	99-5672-00-08	99-5672-09-08
12	-	99-5630-00-12
14	-	99-5652-00-14
19	-	99-5662-00-19
24	-	99-5696-00-24

Polzahl Contacts	vergoldete Kontakte gold plated contacts
2	99-5102-40-02
3 DIN	99-5106-40-03
4	99-5110-40-04
5	99-5114-40-05
6 DIN	99-5122-40-06
7	99-5126-40-07
8 DIN	99-5172-40-08
12	99-5130-40-12
19	99-5462-40-19

Technische Daten
Specifications

	2	3 DIN	4	5	5 (Stereo)	6 DIN	7	7 DIN	8 DIN	12	14	19	24	Number of contacts
Steckverbinder Verriegelung	schraub/screw													Connector locking system
Anschlussart	löten/solder													Termination
Anschlussquerschnitt	max. 0,75 mm ² (max. AWG 20)										max. 0,25 mm ² (max. AWG 24)		0,14 mm ² (26)	Wire gauge
Kabeldurchlass	4-6 mm (PG 7)/6-8 mm (PG 9), 4-8 mm Kurzversion (short version)													Cable outlet
Schutzart	IP67													Degree of protection
Mechanische Lebensdauer	> 500 Steckzyklen/> 500 mating cycles													Mechanical operation
Obere Grenztemperatur	+ 95 °C													Upper temperature
Untere Grenztemperatur	- 30 °C													Lower temperature
Bemessungsspannung	250 V (32 V)			60V (32V)		250V (32V)		125V (32V)		60 V (32 V)				Rated voltage
Bemessungs-Stoßspannung	1500 V			500 V		1500 V		800 V		500 V				Rated impulse voltage
Verschmutzungsgrad	1 (2)													Pollution degree
Überspannungskategorie	I (II)													Overvoltage categorie
Isolierstoffgruppe	III													Material group
Bemessungsstrom (40°C)	7 A			6 A		5 A				3 A		1 A		Rated current (40 °C)
Durchgangswiderstand	≤ 5 mΩ										≤ 3 mΩ			Contact resistance
Material Kontakt	CuSn (Bronze/bronze)													Material of contact
Kontaktoberfläche	Ag (Silber/silver)						Au (Gold/gold)						Contact plating	
Material Kontaktkörper	PBT (UL 94 V-0)													Material of contact body
Material Gehäuse	CuZn (Messing, vernickelt/brass, nickel plated)													Material of housing

Miniatursteckverbinder Serie 423
Miniature connectors series 423

Bezeichnung
Description

Abbildung
Figure

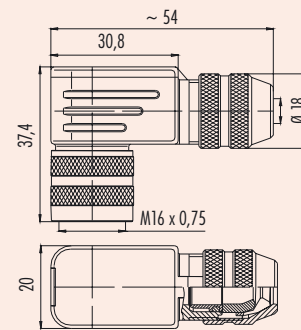
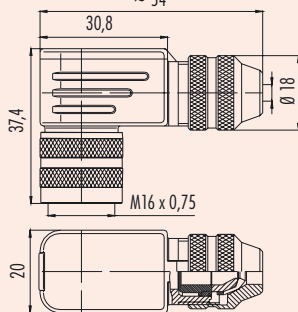
Winkeldose,
Kabeldurchlass 4-6 mm
Female angled connector,
cable outlet 4-6 mm



Winkeldose,
Kabeldurchlass 6-8 mm
Female angled connector,
cable outlet 6-8 mm



Maßzeichnung
Drawing



Bestell-Nr.
Ordering-No.

Polzahl Contacts	versilberte Kontakte silver plated contacts	vergoldete Kontakte gold plated contacts
2	99-5102-75-02	- ¹⁾
3 DIN	99-5106-75-03	- ¹⁾
4	99-5110-75-04	- ¹⁾
5	99-5114-75-05	- ¹⁾
5 (Stereo)	99-5118-75-05	- ¹⁾
6 DIN	99-5122-75-06	99-5122-79-06
7	99-5126-75-07	- ¹⁾
7 DIN	99-5182-75-07	- ¹⁾
8 DIN	99-5172-75-08	- ¹⁾
12	-	99-5130-75-12
14	-	99-5452-75-14
19	-	99-5462-75-19
24	-	99-5496-75-24

Polzahl Contacts	versilberte Kontakte silver plated contacts	vergoldete Kontakte gold plated contacts
2	99-5602-75-02	- ¹⁾
3 DIN	99-5606-75-03	- ¹⁾
4	99-5610-75-04	- ¹⁾
5	99-5614-75-05	- ¹⁾
5 (Stereo)	99-5618-75-05	- ¹⁾
6 DIN	99-5622-75-06	- ¹⁾
7	99-5626-75-07	- ¹⁾
7 DIN	99-5682-75-07	- ¹⁾
8 DIN	99-5672-75-08	99-5672-79-08
12	-	99-5630-75-12
14	-	99-5652-75-14
16	-	99-5456-75-16
19	-	99-5662-75-19
24	-	99-5696-75-24

Technische Daten
Specifications

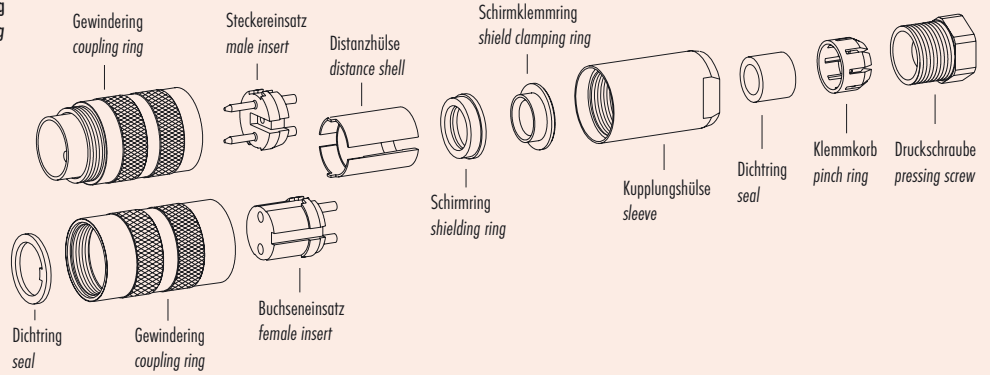
Polzahl	2	3 DIN	4	5	5 (Stereo)	6 DIN	7	7 DIN	8 DIN	12	14	16	19	24	Number of contacts	
Steckverbinder Verriegelung	schraub/screw														Connector locking system	
Anschlussart	löten/solder														Termination	
Anschlussquerschnitt	max. 0,75 mm ² (max. AWG 20)							max. 0,25 mm ² (max. AWG 24)				0,14 mm ² (26)				Wire gauge
Kabeldurchlass	4-6 mm (PG 7)/6-8 mm (PG 9)														Cable outlet	
Schutzart	IP67														Degree of protection	
Mechanische Lebensdauer	> 500 Steckzyklen/> 500 mating cycles														Mechanical operation	
Obere Grenztemperatur	+ 95 °C														Upper temperature	
Untere Grenztemperatur	- 30 °C														Lower temperature	
Bemessungsspannung	250 V (32 V)			60V (32V)		250V (32V)	125V (32V)		60 V (32 V)						Rated voltage	
Bemessungsstoßspannung	1500 V			500 V		1500V	800 V		500 V						Rated impulse voltage	
Verschmutzungsgrad	1 (2)														Pollution degree	
Überspannungskategorie	I (II)														Overvoltage categorie	
Isolierstoffgruppe	III														Material group	
Bemessungsstrom (40°C)	7 A		6 A			5 A			3 A			1 A			Rated current (40 °C)	
Durchgangswiderstand	≤ 5 mΩ														Contact resistance	
Material Kontakt	CuSn (Bronze/bronze)														Material of contact	
Kontaktoberfläche	Ag (Silber/silver)							Au (Gold/gold)							Contact plating	
Material Kontaktkörper	PBT (UL 94 V-0)														Material of contact body	
Material Gehäuse	CuZn (Messing, vernickelt/brass, nickel plated)														Material of housing	

¹⁾ Auf Anfrage. / ¹⁾ Upon request.

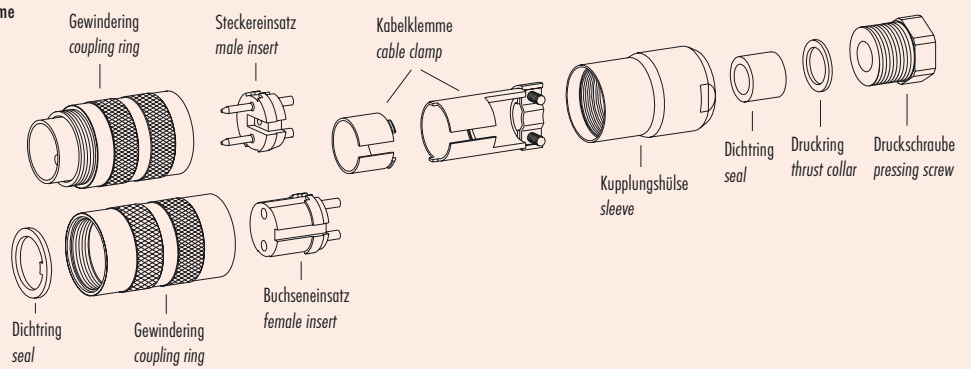
Miniatursteckverbinder Serie 423
Miniature connectors series 423

Einzelteildarstellung
 Component part drawing

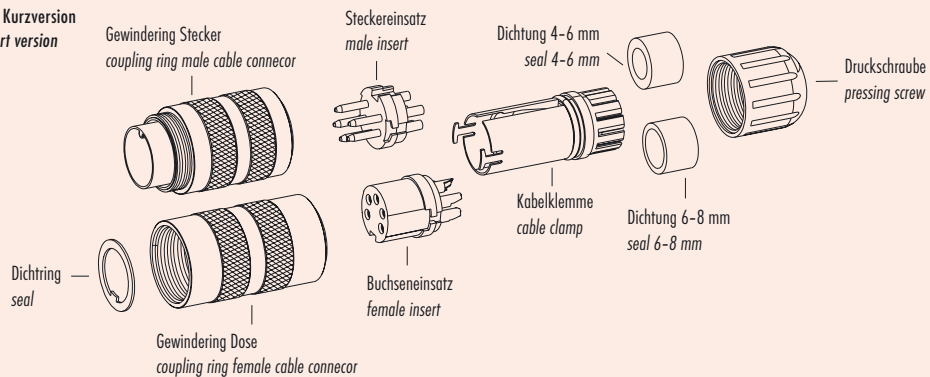
Kabelsteckverbinder mit Schirmring
 Cable connectors with shielding ring



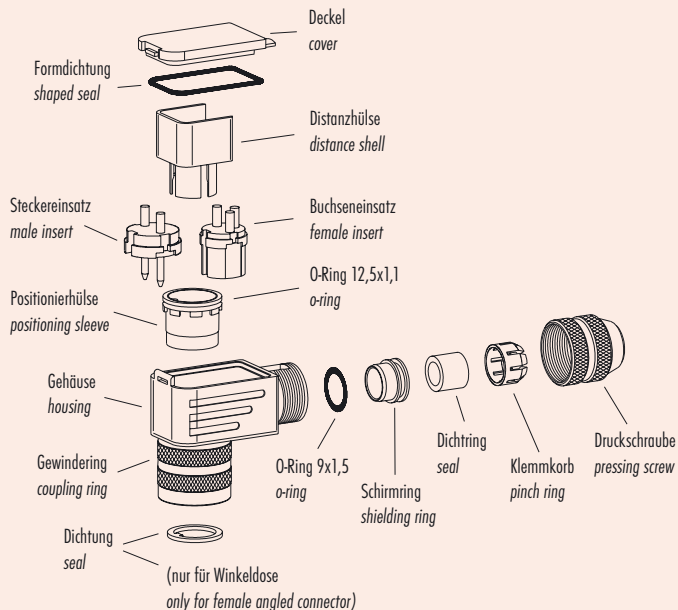
Kabelsteckverbinder mit Kabelklemme
 Cable connectors with cable clamp



Kabelsteckverbinder Kurzversion
 Cable connectors short version



Winkelsteckverbinder
 Angled connectors



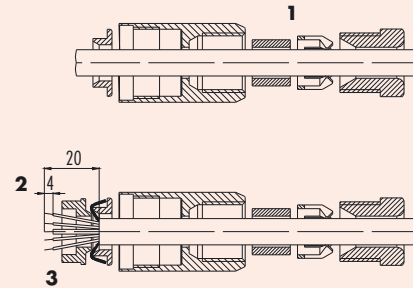
Miniatursteckverbinder Serie 423
Miniature connectors series 423

 Montageanleitung
 Assembly instruction

Gerade Version

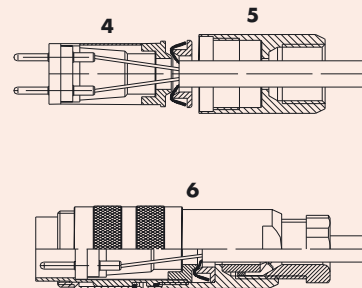
(Ausführung mit Schirmring)

1. Teile auffädeln
2. Abisolieren und Schirm aufweiten
3. Schirmklemmring montieren
4. Litze anlöten, Distanzhülse überschnappen
5. Überstehenden Schirm abschneiden
6. Übrige Teile gemäß Darstellung montieren


Straight version

(Version with shielding ring)

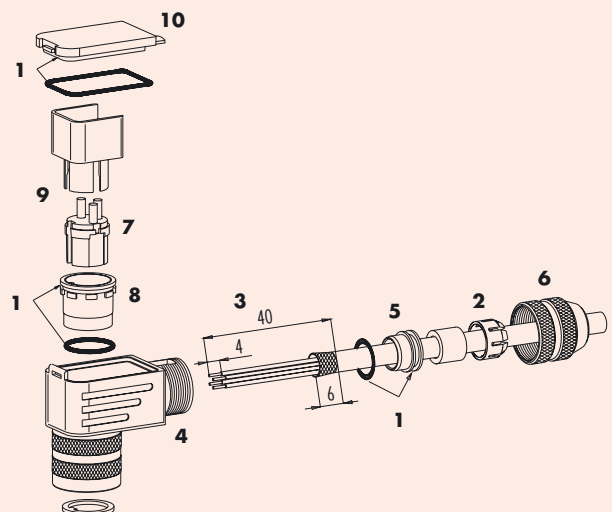
1. Stringing parts
2. Stripping and widening of shield
3. Assembling shield clamping ring
4. Soldering wire, tripping distance bush
5. Cutting off projecting shield
7. Assembling remaining parts according to plan


Winkelversion

1. Dichtungen montieren (3x)
2. Kabelteile auffädeln
3. Kabel und Schirm abmanteln
4. Litzen durch das Gehäuse fädeln
5. Schirmring, Klemmkorb montieren
6. Druckschraube leicht andrehen
7. Litzen an Kontakteinsatz löten
8. Verdrehhülse in Winkelstellung montieren
9. Kontakteinsatz, Distanzhülse einsetzen
10. Deckel einhaken
11. Druckschraube festziehen (ca. 10-20 Nm)

Angled version

1. Assembly of seal (3x)
2. Stringing cable parts
3. Dismantle cable and shield
4. Thread-up wires through the housing
5. Mount shielding ring and pinch ring
6. Turn on the pressing screw very slightly
7. Solder wires on insert
8. Mount torsion carrier sleeve in angled position
9. Set in insert and distance sleeve
10. Mount cover
11. Fix pressing screw (approx. 10-20 Nm)

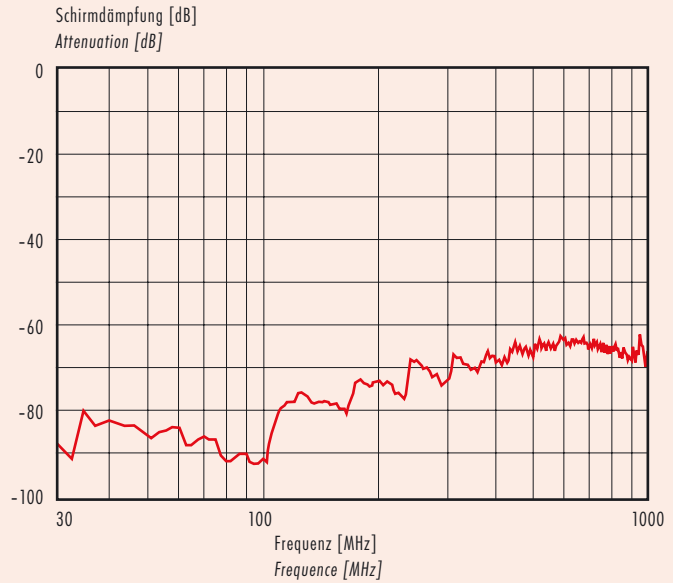


Miniatursteckverbinder Serie 423
Miniature connectors series 423

Kennlinien
 Ratings

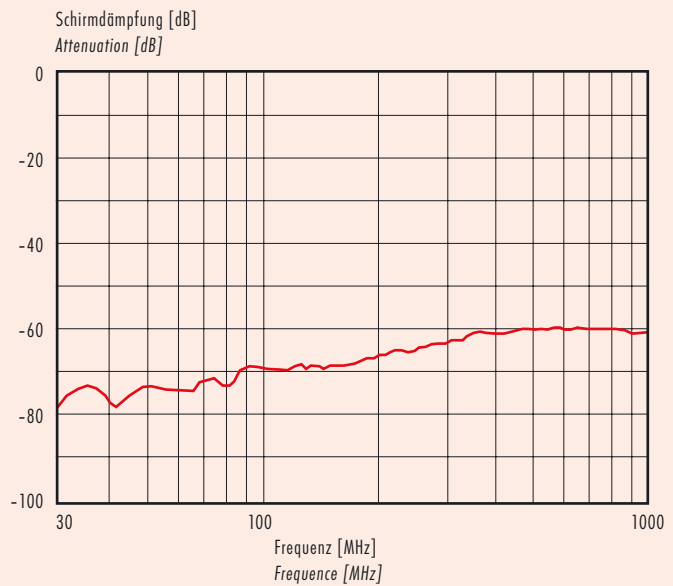
Schirmdämpfungskurve nach DIN 47 250-6
 für Kabelstecker, gerade Ausführung
 mit Schirmring,
 (Kabeltyp IEEE 802.3)

*Attenuation curve according to DIN 47 250-6
 for straight male cable connectors
 with shielding ring,
 (cable version IEEE 802.3)*



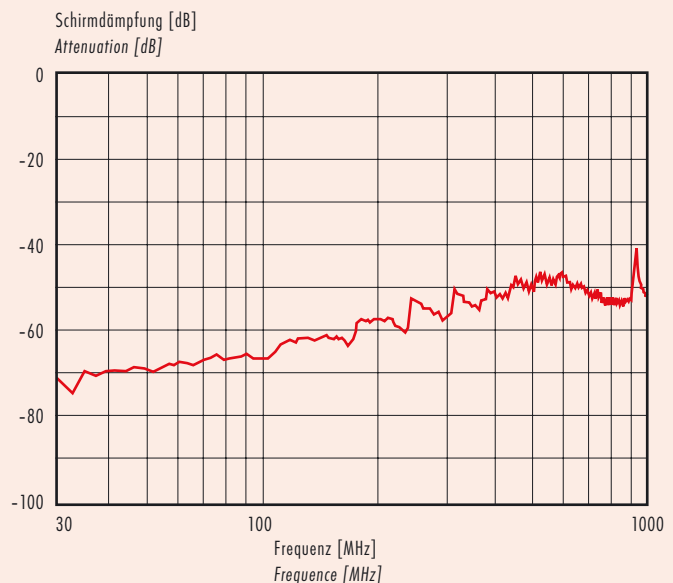
Schirmdämpfungskurve nach DIN 47 250-6
 für Kabelstecker, gerade Ausführung
 mit Kabelklemme,
 (Kabeltyp IEEE 802.3)

*Attenuation curve according to DIN 47 250-6
 for straight female cable connector
 with cable clamp,
 (cable version IEEE 802.3)*



Schirmdämpfungskurve nach DIN 47 250
 für Winkelsteckverbinder
 (Kabeltyp IEEE 802.3)

*Attenuation curve according to DIN 47 250
 for angled cable connectors
 (cable version IEEE 802.3)*

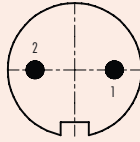


Miniatursteckverbinder Serie 423 - 723
Miniature connectors series 423 - 723

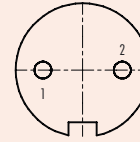
 Polbilder
 Contact arrangements

 Stiftensatz (Steckseite)
 Male insert (mating side)

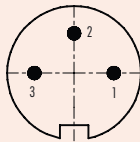
 Buchseneinsatz (Steckseite)
 Female insert (mating side)

 2 pol
 2 contacts


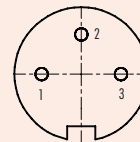
	X	Y
1	3,50	0,00
2	-3,50	0,00



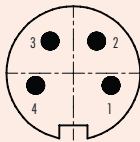
	X	Y
1	-3,50	0,00
2	3,50	0,00

 3 pol (DIN 41524)
 3 contacts (DIN 41524)


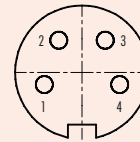
	X	Y
1	3,50	0,00
2	0,00	3,50
3	-3,50	0,00



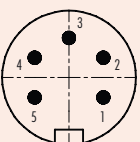
	X	Y
1	-3,50	0,00
2	0,00	3,50
3	3,50	0,00

 4 pol
 4 contacts


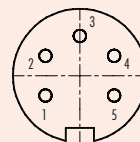
	X	Y
1	3,32	-1,08
2	2,05	2,83
3	-2,05	2,83
4	-3,32	-1,08



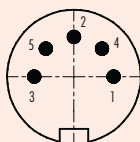
	X	Y
1	-3,32	-1,08
2	-2,05	2,83
3	2,05	2,83
4	3,32	-1,08

 5 pol
 5 contacts


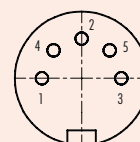
	X	Y
1	3,03	-1,75
2	3,03	1,75
3	0,00	3,50
4	-3,03	1,75
5	-3,03	-1,75



	X	Y
1	-3,03	-1,75
2	-3,03	1,75
3	0,00	3,50
4	3,03	1,75
5	3,03	-1,75

 5 pol Stereo (DIN 41524)
 5 contacts stereo (DIN 41524)


	X	Y
1	3,50	0,00
2	0,00	3,50
3	-3,50	0,00
4	2,47	2,47
5	-2,47	2,47

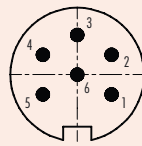


	X	Y
1	-3,50	0,00
2	0,00	3,50
3	3,50	0,00
4	-2,47	2,47
5	2,47	2,47

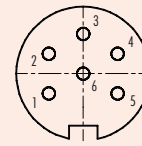
Miniatursteckverbinder Serie 423 - 723
Miniature connectors series 423 - 723
Polbilder
 Contact arrangements

Stifteinsatz (Steckseite)
 Male insert (mating side)

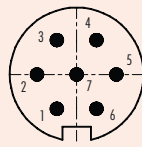
Buchseinsatz (Steckseite)
 Female insert (mating side)

 6 pol (DIN 45322)
 6 contacts (DIN 45322)


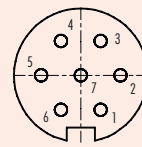
	X	Y
1	3,03	-1,75
2	3,03	1,75
3	0,00	3,50
4	-3,03	1,75
5	-3,03	-1,75
6	0,00	0,00



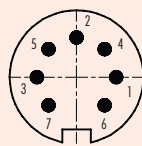
	X	Y
1	-3,03	-1,75
2	-3,03	1,75
3	0,00	3,50
4	3,03	1,75
5	3,03	-1,75
6	0,00	0,00

 7 pol
 7 contacts


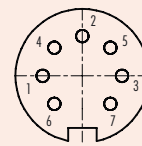
	X	Y
1	-1,75	-3,03
2	-3,50	0,00
3	-1,75	3,03
4	1,75	3,03
5	3,50	0,00
6	1,75	-3,03
7	0,00	0,00



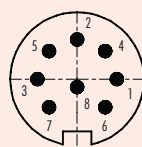
	X	Y
1	1,75	-3,03
2	3,50	0,00
3	1,75	3,03
4	-1,75	3,03
5	-3,50	0,00
6	-1,75	-3,03
7	0,00	0,00

 7 pol (DIN 45329)
 7 contacts (DIN 45329)


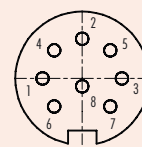
	X	Y
1	3,50	0,00
2	0,00	3,50
3	-3,50	0,00
4	2,47	2,47
5	-2,47	2,47
6	2,47	-2,47
7	-2,47	-2,47



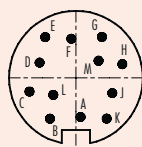
	X	Y
1	-3,50	0,00
2	0,00	3,50
3	3,50	0,00
4	-2,47	2,47
5	2,47	2,47
6	-2,47	-2,47
7	2,47	-2,47

 8 pol (DIN 45326)
 8 contacts (DIN 45326)


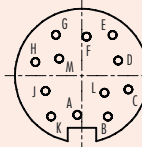
	X	Y
1	3,50	0,00
2	0,00	3,50
3	-3,50	0,00
4	2,47	2,47
5	-2,47	2,47
6	2,47	-2,47
7	-2,47	-2,47
8	0,00	-0,70



	X	Y
1	-3,50	0,00
2	0,00	3,50
3	3,50	0,00
4	-2,47	2,47
5	2,47	2,47
6	-2,47	-2,47
7	2,47	-2,47
8	0,00	-0,70

 12 pol
 12 contacts


	X	Y
A	0,41	-3,45
B	-2,29	-3,61
C	-4,10	-1,21
D	-3,20	1,34
E	-2,71	3,59
F	-0,41	3,45
G	2,29	3,61
H	4,10	1,21
J	3,20	-1,34
K	2,71	-3,59
L	-2,00	-1,51
M	2,00	1,51



	X	Y
A	-0,41	-3,45
B	2,29	-3,61
C	4,10	-1,21
D	3,20	1,34
E	2,71	3,59
F	0,41	3,45
G	-2,29	3,61
H	-4,10	1,21
J	-3,20	-1,34
K	-2,71	-3,59
L	-2,00	-1,51
M	2,00	1,51

Miniatursteckverbinder Serie 423 · 723

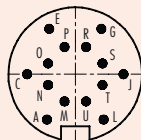
Miniature connectors series 423 · 723

Polbilder
Contact arrangements

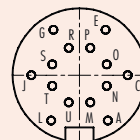
Stifteinsatz (Steckseite)
Male insert (mating side)

Buchseinsatz (Steckseite)
Female insert (mating side)

14 pol
14 contacts

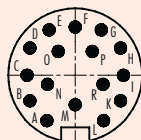


	X	Y
A	-2,50	-4,00
C	-4,25	0,00
E	-2,30	4,00
G	2,30	4,00
J	4,25	0,00
L	2,50	4,00
M	-0,95	-2,40
N	-2,40	-0,95
O	-2,40	0,95
P	-0,95	2,40
R	0,95	2,40
S	2,40	0,95
T	2,40	-0,95
U	0,95	-2,40

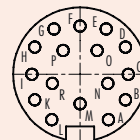


	X	Y
A	2,50	-4,00
C	4,25	0,00
E	2,30	4,00
G	-2,30	4,00
J	-4,25	0,00
L	-2,50	4,00
M	0,95	-2,40
N	2,40	-0,95
O	2,40	0,95
P	0,95	2,40
R	-0,95	2,40
S	-2,40	0,95
T	-2,40	-0,95
U	-0,95	-2,40

16 pol
16 contacts

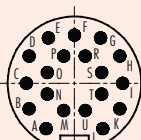


	X	Y
A	-2,50	-4,00
B	-4,00	-2,25
C	-4,25	0,00
D	-4,00	2,40
E	-2,30	4,00
F	0,00	4,25
G	2,30	4,00
H	4,00	2,40
I	4,25	0,00
K	4,00	-2,25
L	2,50	-4,00
M	0,00	-2,60
N	-2,45	-0,80
O	-1,50	2,10
P	1,50	2,10
R	2,40	-0,80

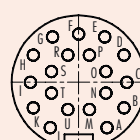


	X	Y
A	2,50	-4,00
B	4,00	-2,25
C	4,25	0,00
D	4,00	2,40
E	2,30	4,00
F	0,00	4,25
G	-2,30	4,00
H	-4,00	2,40
I	-4,25	0,00
K	-4,00	-2,25
L	-2,50	-4,00
M	0,00	-2,60
N	2,45	-0,80
O	1,50	2,10
P	-1,50	2,10
R	-2,40	-0,80

19 pol
19 contacts

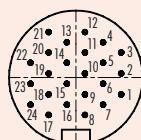


	X	Y
A	-2,50	-4,00
B	-4,00	-2,25
C	-4,25	0,00
D	-4,00	2,40
E	-2,30	4,00
F	0,00	4,25
G	2,30	4,00
H	4,00	2,40
I	4,25	0,00
K	4,00	-2,25
L	2,50	-4,00
M	-0,95	-2,40
N	-2,40	-0,95
O	-2,40	0,95
P	-0,95	2,40
R	0,95	2,40
S	2,40	0,95
T	2,40	-0,95
U	0,95	-2,40

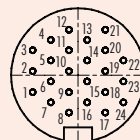


	X	Y
A	2,50	-4,00
B	4,00	-2,25
C	4,25	0,00
D	4,00	2,40
E	2,30	4,00
F	0,00	4,25
G	-2,30	4,00
H	-4,00	2,40
I	-4,25	0,00
K	-4,00	-2,25
L	-2,50	-4,00
M	0,95	-2,40
N	2,40	-0,95
O	2,40	0,95
P	0,95	2,40
R	-0,95	2,40
S	-2,40	0,95
T	-2,40	-0,95
U	-0,95	-2,40

24 pol
24 contacts



	X	Y
1	4,00	-1,50
2	4,00	0,35
3	4,00	2,20
4	2,40	3,10
5	2,40	1,30
6	2,40	-0,55
7	2,40	-2,40
8	0,80	-3,30
9	0,80	-1,50
10	0,80	0,35
11	0,80	2,20
12	0,80	4,00
13	-0,80	3,10
14	-0,80	1,30
15	-0,80	-0,55
16	-0,80	-2,40
17	-2,40	-3,30
18	-2,40	-1,50
19	-2,40	0,35
20	-2,40	2,20
21	-2,40	4,00
22	-4,00	1,30
23	-4,00	-0,55
24	-4,00	-2,40



	X	Y
1	-4,00	-1,50
2	-4,00	0,35
3	-4,00	2,20
4	-2,40	3,10
5	-2,40	1,30
6	-2,40	-0,55
7	-2,40	-2,40
8	-0,80	-3,30
9	-0,80	-1,50
10	-0,80	0,35
11	-0,80	2,20
12	-0,80	4,00
13	0,80	3,10
14	0,80	1,30
15	0,80	-0,55
16	0,80	-2,40
17	2,40	-3,30
18	2,40	-1,50
19	2,40	0,35
20	2,40	2,20
21	2,40	4,00
22	4,00	1,30
23	4,00	-0,55
24	4,00	-2,40

Montageausschnitt
Panel cut out

