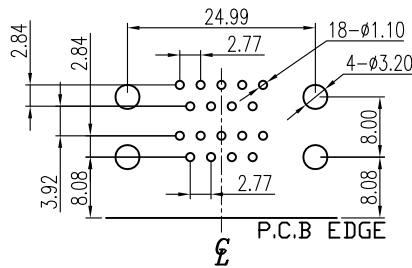
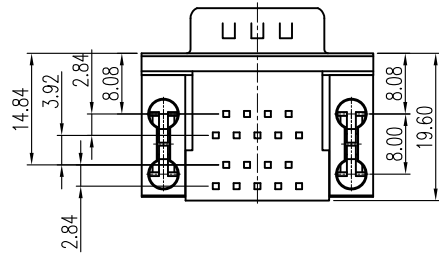
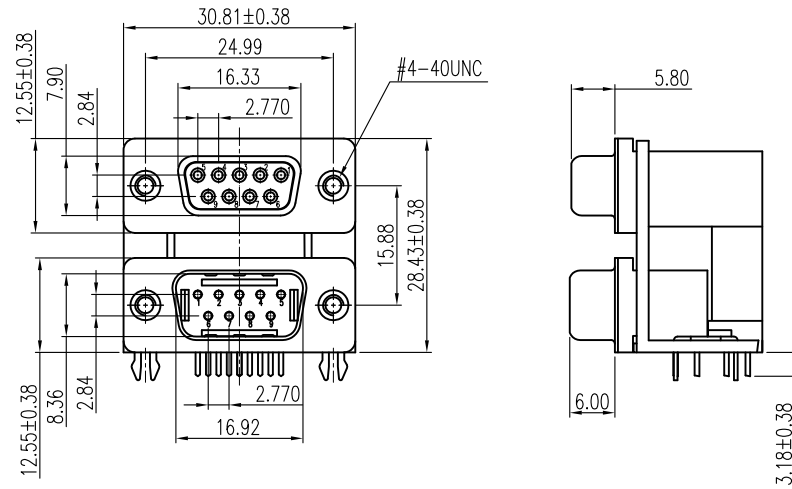


This document is the property of Amphenol Corporation and is delivered on the express condition that it is not to be disclosed, reproduced or used, in whole or in part, for manufacture or sale by anyone other than Amphenol Corporation without its prior consent, & that no right is granted to disclose or to use any information in this document.

Customer drawing



RECOMMENDED P.C.B LAYOUT
TOLERANCE: ±0.05mm

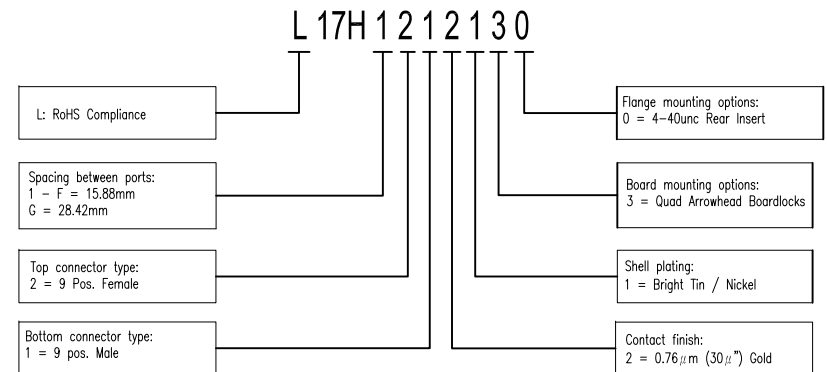


REVISIONS				
SYM	ECN	DESCRIPTION	DATE	APPROVED
1	HK--	First Release Drawing	10/21/14	IP

D-SUB TECHNICAL DATA

- SHELL : SPCC, 100u" min Tin over 50u" min Nickel over 50U" min Copper
- BODY : PBT, UL 94V-0, Color:Black.
- CONTACTS : Copper Alloy.
30u" Gold over 50u" Nickel on contact area.
100u" Tin over 50u" nickel on solder area.
- BRACKET : Zinc Alloy, Nickel plated.
- BOARDLOCK: Copper Alloy, Tin plated.
- ELECTRICAL : Voltage rating : 250 VAC(RMS) Max.
Current rating : 3A
Withstanding Voltage >1000 V Rms /minute
Insulation resistance >1000 M Ohms
Contact resistance 25 mOhms max.

PRODUCT CODE



UNLESS OTHERWISE SPECIFIED TOLERANCES	APPROVAL		DATE
	DRAWN	Checked	DATE
.X +/-	0.50	Patric Liu	10/21/14
.XX +/-	0.30	Checked Tony Tang	10/21/14
.XXX +/-	0.20	Checked	
FRACTIONS +/-	5'		
ANGLES +/-			
FOR MATERIALS AND FINISHES SEE NOTES	DRAWING FILE :		
REMOVE SHARP EDGES	ANGLE OF PROJECTION		
DIMENSIONS			
U.S. INCHES			
METRIC MM			

Amphenol		Amphenol East Asia Limited
TITLE		
D-sub Dual port,L17H series		
SIZE	DRAWING NO.	REV.
A4	L17H1212130	1
SCALE	NONE	SHEET 1 OF 1