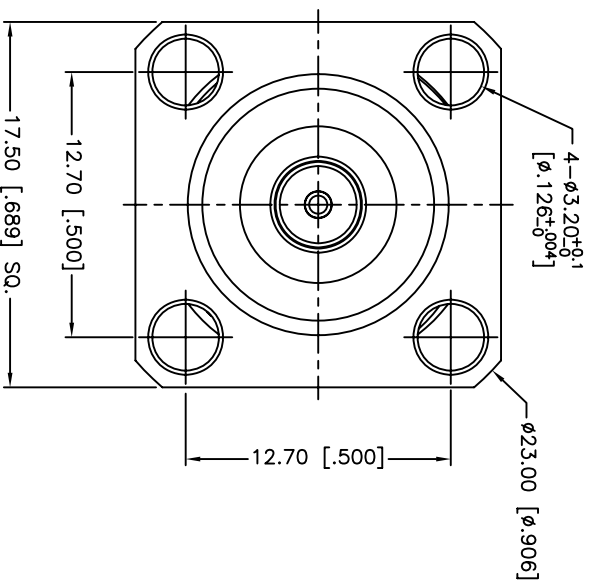
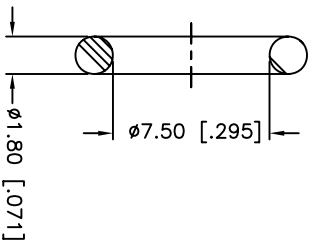
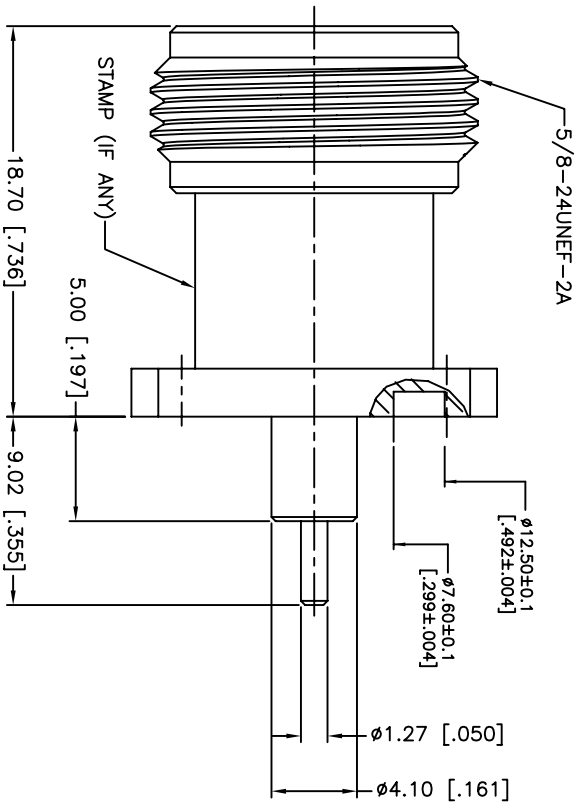


REV.	DATE	ECR NO.	DESCRIPTION
NC	10/05/04	XXXXXX	INITIAL RELEASE
A	10/07/04	XXXXXX	UPDATE DRAWING FORMAT
B	11/18/13	2660	UPDATE DRAWING FORMAT



1. IMPEDANCE: 50 OHM
2. FREQUENCY RANGE: 0-11 GHZ
3. DIELECTRIC WITHSTANDING VOLTAGE: 2500 VRMS, MIN.
4. DURABILITY: 500 CYCLES MIN.
5. TEMPERATURE RANGE: -65°C TO +165°C

QTY	DESCRIPTION	MATERIAL	FINISH
1	GASKET	SILICONE RUBBER	RED
1	LOCK RING	BRASS	NEXCOTE
1	CONTACT PIN	PHOSPHOR BRONZE	GOLD
1	INSULATOR	PTFE	NATURAL
1	BODY	BRASS	NEXCOTE

UNLESS OTHERWISE SPECIFIED DIMENSIONS ARE IN MILLIMETERS DIMENSIONS IN [] ARE IN INCHES AND FOR CUSTOMER REFERENCE ONLY. TOLERANCES FOR MILLIMETERS ARE:
 <0.5 ± 0.05mm
 0.5 - 6mm ± 0.10mm
 6 - 30mm ± 0.20mm
 30 - 120mm ± 0.30mm
 ANGLES ± 1°
 UNLESS OTHERWISE SPECIFIED TOLERANCES FOR INCHES ARE:
 <.020 ± 0.002"
 .020 - .236 = ± 0.004"
 .236 - 1.180 = ± 0.007"
 1.180 - 4.724 = ± 0.012"
 ANGLES ± 1°

APPROVALS	DATE
M.ZHANG	11/18/13

CHECKED: _____
 ISSUED: _____
 SHEET 1 OF 1

CAD FILE: C:/CONNEX/172117-28.DWG

Amphenol Connex

**N PANEL RECEPTACLE JACK
 EXTENDED TEFLON (.197" / .355")**

PART NO. 172117-28

DWG. NO. 172117-28.DWG

REV. B SIZE A SCALE NA