

3D示意图

NOTES:

1. ROHS OR HF COMPLIANT.
2. ELECTRICAL CHARACTERISTICS:
2-1-CONTACT CURRENT RATING:
VBUS AND GND CONTACTS RATED AT 1.25A EA,
PARALLELED FOR A TOTAL OF 5A.
- 2-2-ILLCR:
40 mΩ (MAX) INITIALLY FOR VBUS&GND
AND ALL OTHER CONTACTS.
MAXIMUM CHANGE (DELTA) OF +10 mΩ
AFTER ENVIRONMENTAL STRESSES.
- 2-3-INSULATION RESISTANCE: 100MΩ MIN.
3. MECHANICAL PERFORMANCE:
3-1-MATING FORCE: 5N~20N;
3-2-UNMATING FORCE: 8N~20N;
3-3-DURABILITY: 10000 CYCLES.
4. ENVIRONMENTAL PERFORMANCE:
OPERATING TEMPERATURE: -55°C~+85°C.
5. RECOMMENDED PROCESS:
THE PEAK TEMPERATURE ON THE BOARD SHALL
MAINTAIN 10±1 SECONDS AT 260±5°C.

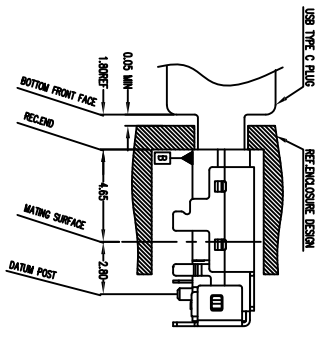
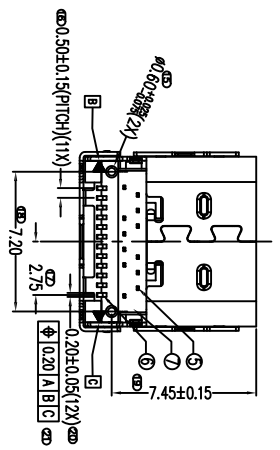


TABLE:

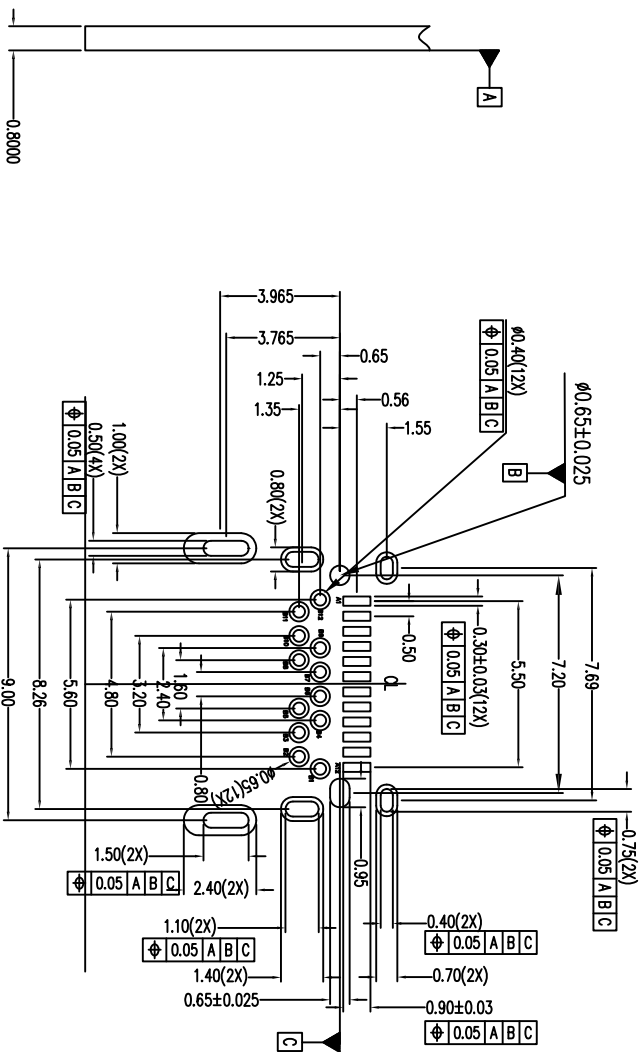
ITEM	TITLE	Q'TY	MATERIAL	DESCRIPTION
①	OUTER IRON SHELL	1	STAINLESS STEEL	50U" MIN,NICKEL PLATING OVER ALL,
②	INNER SHELL	1	STAINLESS STEEL	NICKEL MUST BE SOLDERABLE.
③	EMA	1	STAINLESS STEEL	
④	INTERMEDIATE SPACER	1	STAINLESS STEEL	N/A
⑤	DIP TERMINAL	12	SPECIAL COPPER	50U" MIN,NICKEL PLATING OVER ALL.
⑥	SMT TERMINAL	12	SPECIAL COPPER	50U" MIN. TIN PLATING ON SOLDER AREA, 30U" MIN. AU PLATING ON CONTACT AREA.
⑦	HOUSING	1	LCP	LCP 94 V-0,COLOR:BLACK

X.	± 0.30	X.°	± 5°	UNITS	mm
X	± 0.20	X.°	± 2°	MAT'L	
.XX	± 0.10	.XX.°	± 1°		
.XXX	± 0.05	.XXX.°	± 0.5°	FINISH	

TYPE C CONNECTOR	Q'TY

NAME:(INTENDED USE)	
PART NO.(INTENDED USE)	
APPD: SUNNY	
CHKD: LISA	
DR: ZOE	2022-06-10
DWG NO.: 00313-UCAF001-X	
TITLE: MINTRON CO.,LTD.	
TYPE C 24P母座板上前插后贴双壳=9.1	
SCALE: 1/1	SHEET: 1/1
REV.:	A

REV.	ECN. NO.	APPD.
A		



RECOMMENDED P.C.B. LAYOUT (T:0.8mm)
TOLERANCE UNSPECIFIED $\pm 0.05\text{mm}$

USB Type-C Pin Assignments

PIN	SIGNAL NAME	PIN	SIGNAL NAME
A12	GND	B1	GND
A11	SSRXP2	B2	SSRXP2
A10	SSRXn2	B3	SSRXn2
A9	VBUS	B4	VBUS
A8	SBU1	B5	CC2
A7	Dn1	B6	Dp2
A6	Dp1	B7	Dn2
A5	CC1	B8	SBU2
A4	VBUS	B9	VBUS
A3	SSTXn1	B10	SSTXn1
A2	SSTXp1	B11	SSTXp1
A1	GND	B12	GND

MINTRON CO., LTD.

TITLE:

TYPE C 24P母座板上前插后触双壳=9.1

NAME:(INTENDED USE)

PART NO.(INTENDED USE)

UNITS mm

FINISH

X. ± 0.30 X.° $\pm 5^\circ$

.X ± 0.20 X° $\pm 2^\circ$

.XX ± 0.10 .XX° $\pm 1^\circ$

.XXX ± 0.05 .XXX° $\pm 0.5^\circ$

MAATL

QTY

TYPE C CONNECTOR

APPD: SUNNY

CHKD: LISA

DR: ZOE

2022-06-10

DWG NO.: 00313-UCAP001-X

SCALE 1/1

SHEET 1/1

REV. A