


NLV25T-330J-PF



Applications	Commercial Grade
Feature	<div style="border: 1px solid purple; padding: 2px;">No Directivity</div> No Directivity <div style="border: 1px solid red; padding: 2px;">Wire Wound</div> Wire Wound <div style="border: 1px solid gray; padding: 2px;">Ferrite Core</div> Ferrite Core
Series Type	NLV25-PF
Status	<div style="border: 1px solid red; padding: 2px; display: inline-block;"></div> Production (Not Recommended for New Design) Recommended Alternate Part No. : NLV25T-330J-EF (Interchangeability is not guaranteed.)
Brand	TDK



Size	
Length(L)	2.50mm ±0.20mm
Width(W)	2.00mm ±0.10mm
Thickness Height	1.80mm ±0.10mm
Recommended Land Pattern (A)	1.00mm Nom.
Recommended Land Pattern (B)	1.50mm Nom.
Recommended Land Pattern (C)	1.50mm Nom.

Electrical Characteristics	
Inductance	33μH ±5% at 2.52MHz
Rated Current	110mA
DC Resistance [Typ.]	
DC Resistance [Max.]	7.1Ω
Self Resonant Frequency [Min.]	20MHz
Self Resonant Frequency [Typ.]	
Q [Min.]	25 at 2.52MHz
Q [Typ.]	

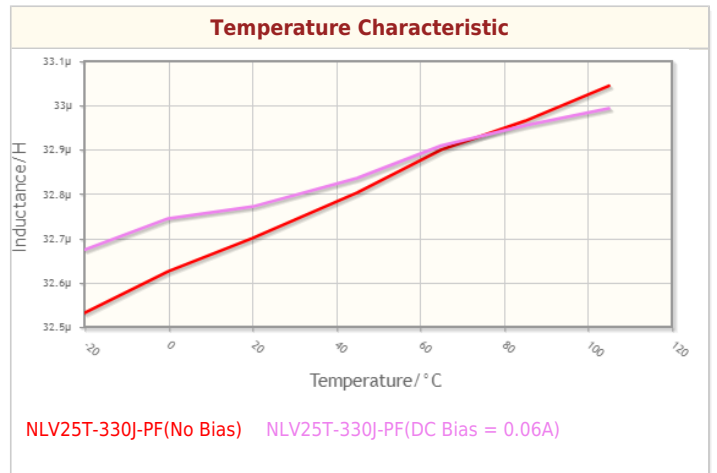
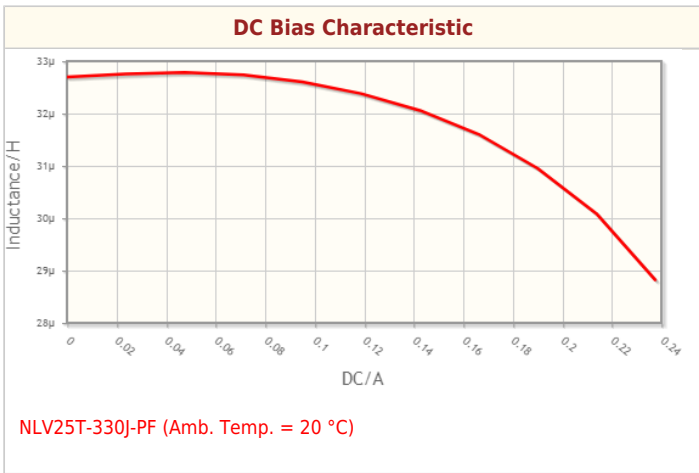
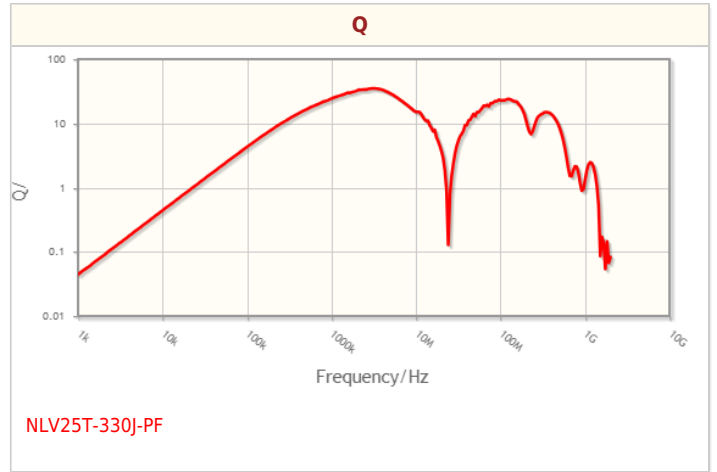
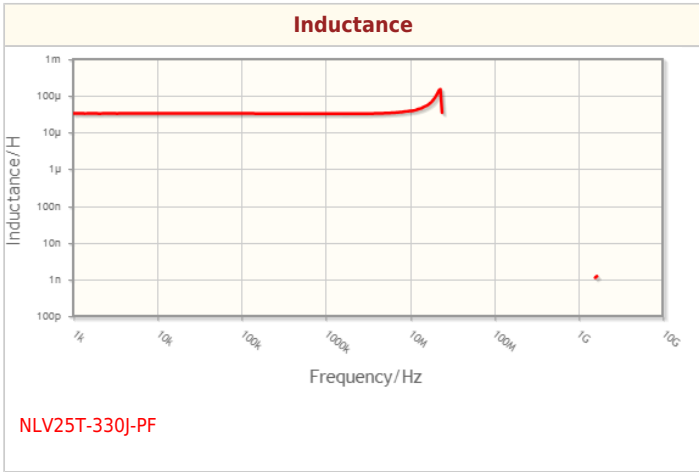
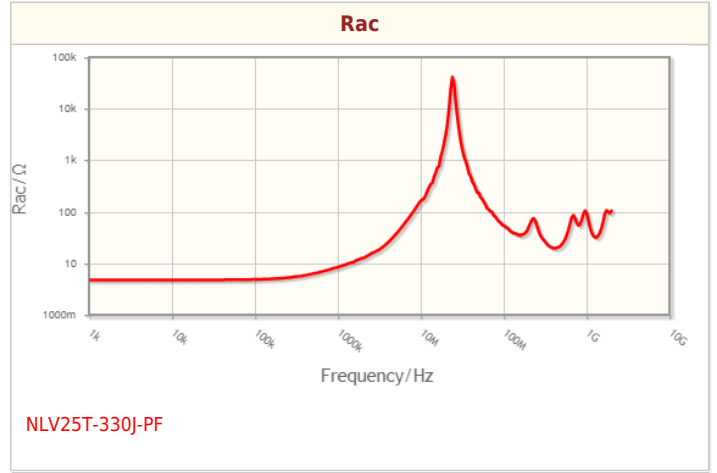
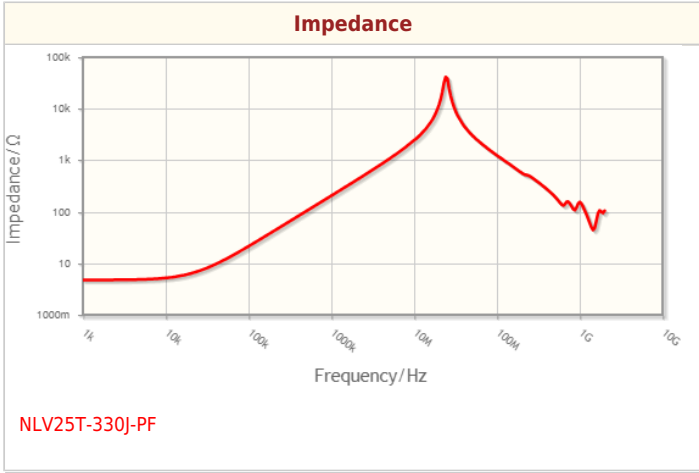
Other	
Operating Temp. Range (Including Self-Temp. Rise)	-40 to 105°C
Soldering Method	Wave (Flow)
	Reflow
	Iron Soldering
AEC-Q200	NO
Packing	Embossed (Plastic)Taping [180mm Reel]
Package Quantity	2000pcs
Weight	0.025g

! Images are for reference only and show exemplary products.
 ! This PDF document was created based on the data listed on the TDK Corporation website.
 ! All specifications are subject to change without notice.

NLV25T-330J-PF



Characteristic Graphs(This is reference data, and does not guarantee the products characteristics.)



! Images are for reference only and show exemplary products.
! This PDF document was created based on the data listed on the TDK Corporation website.
! All specifications are subject to change without notice.

NLV25T-330J-PF



Associated Images

