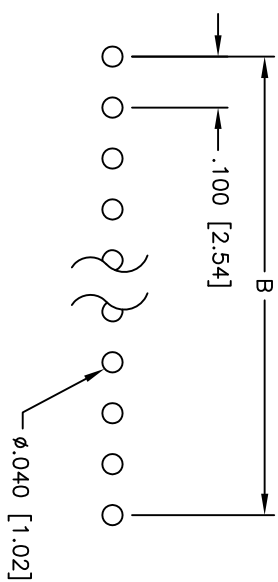
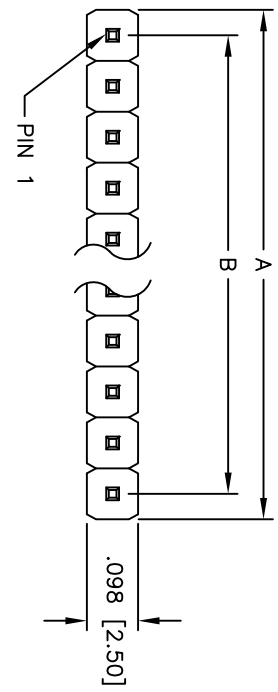
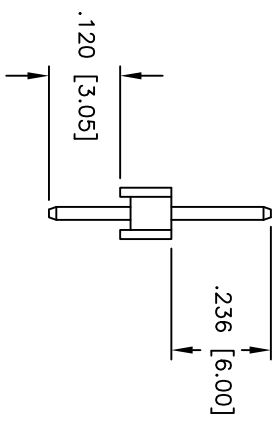
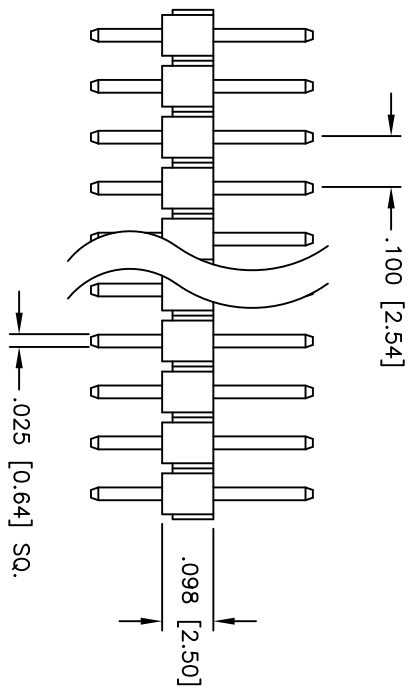


Rev	AWO #	Description	Date	Appr
-		RELEASED	3/28/06	

APPROVED: \_\_\_\_\_  
 DATE: \_\_\_\_\_ TITLE: \_\_\_\_\_



PCB LAYOUT



Positions: 1 thru 40  
 A = .100 [2.54] x No. of Positions  
 B = .100 [2.54] x No. of Spaces

# ADAM TECH

909 Rahway Avenue, Union, NJ 07083  
 Phone: 908-687-5000 Fax: 908-687-5710

TITLE: .100 [2.54] SINGLE ROW PIN HEADER  
 GOLD PLATED

**SPECIFICATIONS:**  
 Material: PBT, glass reinforced, rated UL 94V-0  
 Insulator color: Black  
 Contacts: Brass  
 Plating: Gold flash over Nickel underplate overall  
 Electrical:  
 Operating voltage: 250 VAC max  
 Current rating: 3 Amps max  
 Contact resistance: 20 mohms max  
 Insulation resistance: 5,000 Mohms min @ 500 VDC  
 Dielectric withstanding voltage: 1,000 VAC for 1 minute  
 Environmental:  
 Lead free, RoHS compliant



UNLESS OTHERWISE SPECIFIED ALL DIMENSIONS ARE IN INCHES [MM]	
TOLERANCES: EXCEPT AS NOTED	
INCHES	HOLES
.X ± .10	Ø.X ± .10
.XX ± .020	Ø.XX ± .015
.XXX ± .015	Ø.XXX ± .010
APPROVALS	DATE
DRAWN LFLJ	3/28/06
CHECKED	
APPROVED	

SIZE	PART NO.	REV.
X	PH1-XX-UA	-
REF:	SCALE: NTS	SHEET 1 OF 1