


# Ceramic Filter

## 陶瓷滤波器



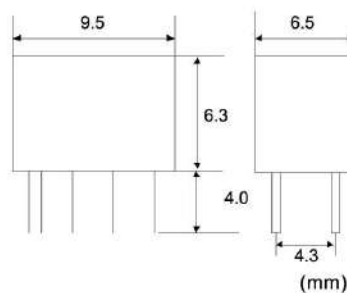
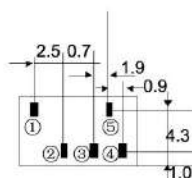
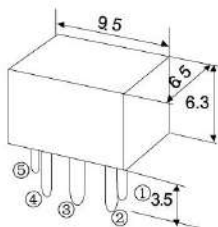
### LTM455(450)W系列陶瓷滤波器

#### LTM455(450)W Series

Dimensions/外形尺寸

1 Input  
2.3.4 Ground  
5 Output

Tolerance:  $\pm 0.2$ (in mm)



### 技术特性 Technical Characteristics

型号 Part Number	中心频率 Center Frequency (KHz)	插入损耗 Insertion Loss (dB)	通带波动 Pass Band Ripple (dB)max	6dB带宽 6dB Band Width (KHz)min	40dB带宽 50dB Band Width (KHz)max	阻带衰减 Spurious Attenuation (dB)min	输入/输出阻抗 Input/Output Impedance ( $\Omega$ )
LTM450BW	450 $\pm$ 2.0	4	2	$\pm$ 15	$\pm$ 30	40	1500
LTM455BW	455 $\pm$ 2.0	4	2	$\pm$ 15	$\pm$ 30	40	1500
LTM450CW	450 $\pm$ 2.0	4	2	$\pm$ 12.5	$\pm$ 24	40	1500
LTM455CW	455 $\pm$ 2.0	4	2	$\pm$ 12.5	$\pm$ 24	40	1500
LTM450DW	450 $\pm$ 1.5	4	2	$\pm$ 10	$\pm$ 20	40	1500
LTM455DW	455 $\pm$ 1.5	4	2	$\pm$ 10	$\pm$ 20	40	1500
LTM450EW	450 $\pm$ 1.5	6	2	$\pm$ 7.5	$\pm$ 15	40	1500
LTM455EW	455 $\pm$ 1.5	6	2	$\pm$ 7.5	$\pm$ 15	40	1500
LTM450FW	450 $\pm$ 1.5	6	2	$\pm$ 6	$\pm$ 12.5	40	2000
LTM455FW	455 $\pm$ 1.5	6	2	$\pm$ 6	$\pm$ 12.5	40	2000
LTM450GW	450 $\pm$ 1.5	6	2	$\pm$ 4.5	$\pm$ 10	40	2000
LTM455GW	455 $\pm$ 1.5	6	2	$\pm$ 4.5	$\pm$ 10	40	2000
LTM450HW	450 $\pm$ 1.0	6	2	$\pm$ 3	$\pm$ 9	40	2000
LTM455HW	455 $\pm$ 1.0	6	2	$\pm$ 3	$\pm$ 9	40	2000
LTM450IW	450 $\pm$ 1.0	6	2	$\pm$ 2	$\pm$ 7.5	40	2000
LTM455IW	455 $\pm$ 1.0	6	2	$\pm$ 2	$\pm$ 7.5	40	2000
LTM450HTW	450 $\pm$ 1.0	6	2	$\pm$ 3	$\pm$ 9	60	2000
LTM455HTW	455 $\pm$ 1.0	6	2	$\pm$ 3	$\pm$ 9	60	2000