
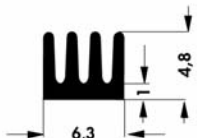
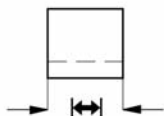

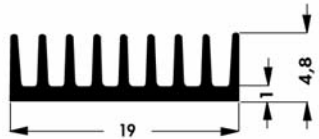
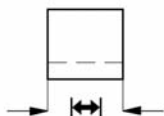

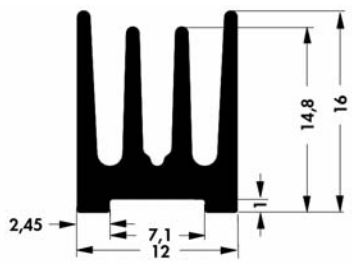
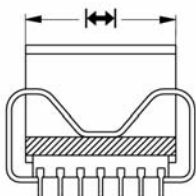


### Heatsinks for DIL-IC

			
<b>art. no.</b>	for housings	↔ [mm]	$R_{th}$ [K/W]
<b>ICK 6 8 L</b>	6/8 contacts	8.5	83
<b>ICK 14 16 L</b>	14/16 contacts	19.0	46
<b>ICK 20 L</b>	20 contacts	25.0	34
			
<b>art. no.</b>	for housings	↔ [mm]	$R_{th}$ [K/W]
<b>ICK 14 16 B</b>	14/16 contacts	6.3	50.0
<b>ICK 24 B</b>	24 contacts	33.0	13.0
<b>ICK 28 B</b>	28 contacts	37.0	11.5
<b>ICK 36 B</b>	36 contacts	47.0	9.5
<b>ICK 40 B</b>	40 contacts	51.0	8.5
<b>ICK 1000 B</b>	–	1000.0	–

other length on request  
**surface:** black anodised

with clip

			
<b>art. no.</b>	for housings	↔ [mm]	$R_{th}$ [K/W]
<b>ICK 14 H</b>	14 contacts	18.0	20
<b>ICK 16 H</b>	16 contacts	20.5	18
<b>ICK 18 H</b>	18 contacts	23.0	16
<b>ICK 1000 H</b>	–	1000.0	–

other length on request  
**surface:** black anodised

Mica wafers E 11  
 Kapton insulator E 8  
 washers  
 Insulating E 38  
 clamping parts

Profiles for PCB components  
 Heatsinks for PCB  
 Hole pattern  
 Profiles for PCB mounting

→ A 91  
 A  
 89  
 A  
 21  
 A  
 88

**B 36**

A

B

C

D

E

F

G

H

I

K

L

M

N