



## Features:

- Silicon Planar Power Zener Diodes
- Standard Zener Voltage Tolerance is  $\pm 5\%$ . with a "B" Suffix. Other Tolerances are Available Upon Request

## Mechanical Data:

- Case: DO-35, Glass Case
- Terminals: Solderable per MIL-STD-202, Method 208
- Polarity: Cathode Band
- Marking: Type Number
- Approx. Weight: 0.13g

## Maximum Ratings and Electrical Characteristics:

Ratings at 25 ambient temperature unless otherwise specified.

Single phase, half wave, 60Hz, resistive or inductive load. For capacitive load, derate by 20%.

Characteristics	Symbol	Value	Unit
Power dissipation at $T_a=25^\circ\text{C}$ (Note 1)	$P_{\text{tot}}$	500	mW
Junction temperature	$T_J$	175	$^\circ\text{C}$
Storage temperature range	$T_s$	-55 to +175	$^\circ\text{C}$

Characteristics	Symbol	Min.	Typ.	Max.	Unit
Thermal resistance junction to ambient (Note 1)	$R_{\theta JA}$	-	-	300	$^\circ\text{C}/\text{W}$
Forward voltage at $I_F=200\text{mA}$	$V_F$	-	-	1.2	V

## Notes:

(1) Valid provided that leads at a distance of 10 mm from case are kept at ambient temperature

## Electrical Characteristics:

(T<sub>A</sub>=25°C)

Part Number	Nominal Zener Voltage (Note 1)	Test Current	Maximum Dynamic Impedance (Note 1)		Typical Temperature of Coefficient	Maximum Reverse Leakage Current	
	V <sub>Z</sub>	I <sub>ZT</sub>	Z <sub>ZT</sub> @I <sub>ZT</sub>	Z <sub>ZK</sub> @I <sub>ZK</sub> =0.25mA	αV <sub>Z</sub> @I <sub>ZT</sub>	I <sub>RM</sub>	V <sub>R</sub>
	V	mA	Ω	Ω	%/°C	A	V
1N5231B-T	5.1	20	17	1,600	+0.03	5	2
1N5232B-T	5.6		11		+0.038		3
1N5236B-T	7.5		6		+0.058		6
1N5250B-T	20	6.2	25	600	+0.086	0.1	15

### Notes:

(1) Based on dc-measurement at thermal equilibrium; lead length=9.5 (3/8"); thermal resistance of heat sink=30k/W.

Fig. 1 - Breakdown Characteristics

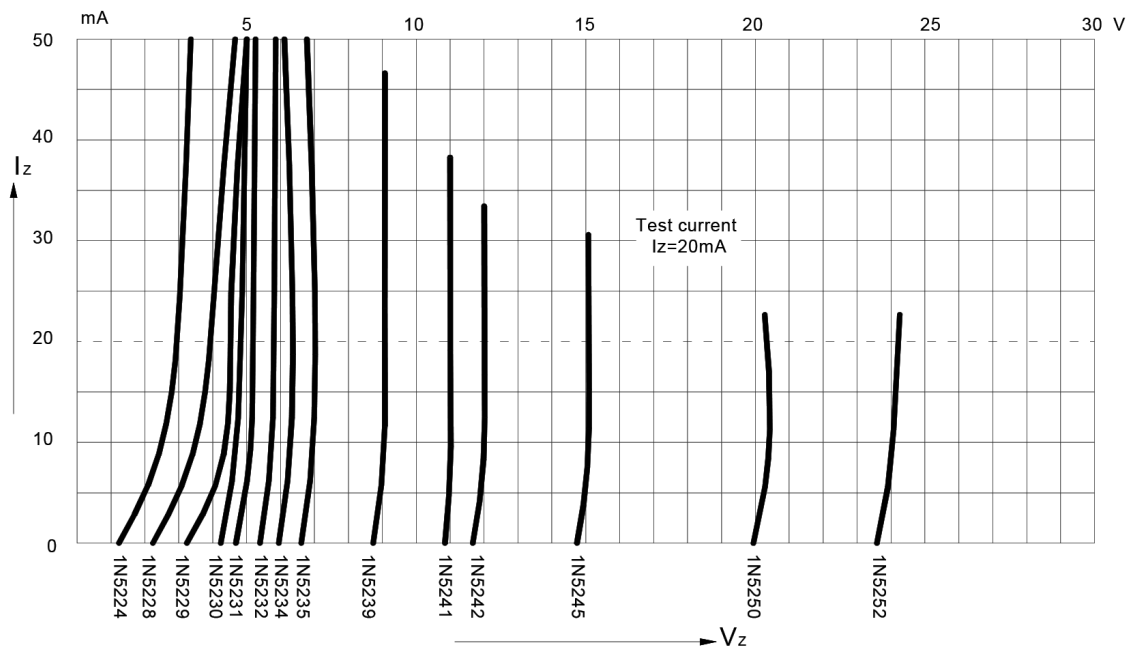
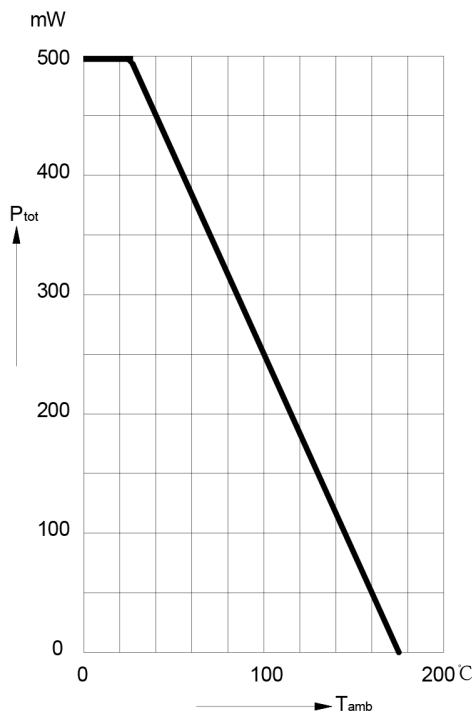
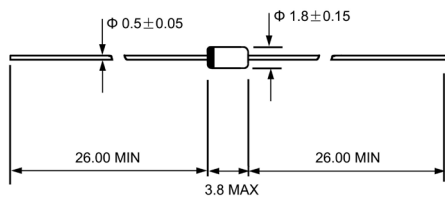


Fig. 2 - Admissible Power Dissipation Versus Ambient Temperature



### Dimensions:



DO-35(GLASS)

Dimensions : Millimetres

### Part Number Table

Description	Part Number
Zener Diodes	1N5231B-T
	1N5232B-T
	1N5236B-T
	1N5250B-T

**Important Notice :** This data sheet and its contents (the "Information") belong to the members of the AVNET group of companies (the "Group") or are licensed to it. No licence is granted for the use of it other than for information purposes in connection with the products to which it relates. No licence of any intellectual property rights is granted. The Information is subject to change without notice and replaces all data sheets previously supplied. The Information supplied is believed to be accurate but the Group assumes no responsibility for its accuracy or completeness, any error in or omission from it or for any use made of it. Users of this data sheet should check for themselves the Information and the suitability of the products for their purpose and not make any assumptions based on information included or omitted. Liability for loss or damage resulting from any reliance on the Information or use of it (including liability resulting from negligence or where the Group was aware of the possibility of such loss or damage arising) is excluded. This will not operate to limit or restrict the Group's liability for death or personal injury resulting from its negligence. Multicomp Pro is the registered trademark of Premier Farnell Limited 2019.