

Specification for Speaker	Page	2/9
	Revision No.	1.0
	Drawing No.	KFC6644
Model No. : KP1528SP2F100-6644		

CONTENTS

1. Scope
2. General
3. Electrical and Acoustic Characteristics.
4. Reliability Test
5. Measurement Block Diagram & Response curve
6. Structure
7. Dimensions
8. Packing
9. Revision

Specification for Speaker	Page	3/9
	Revision No.	1.0
	Drawing No.	KFC6644

Model No. : KP1528SP2F100-6644

1. Scope

This specification is applied to the dynamic speaker which is used all of the electrical acoustic product.

-- compact, rich sound

-- applications: mobile phone, PDA, notebook computer, etc. ..

2. General

2.1 Out-Diameter : 15 mm

2.2 Height : 2.8 mm

2.3 Weight : 1 g

2.4 Operating Temperature range:

-20~+70℃ without loss of function

2.5 Store Temperature range:

-40~+85℃ without loss of function

3. Electrical and Acoustic Characteristics.

Test condition : 15 ~ 35 ℃, 25% ~ 85% RH, 860~1060 mbar

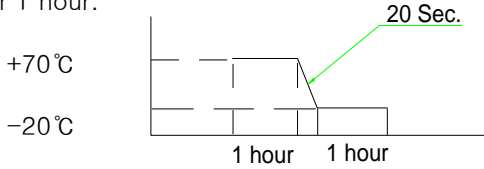
No	Items	Specification
1	Impedance	8 Ω ± 15% (1Vrms at 2.0KHz)
2	Sound Pressure Level	87 dB ± 3dB (0.1W/0.1M at 1kHz)
3	Resonance Frequency	1000 Hz ± 20%
4	Frequency Range	Fo ~20KHz
5	Input Power	Rated 0.8 W / Max. 1 W
6	Distortion	<10% Max. at 2kHz/2Vrms
7	Buzz and Rattle	Should not be audible buzzes,rattles when the 2.53V sine wave signal swept at frequency range.
8	Polarity	When supplied plus D.C. voltage to (+) terminal, the cone diaphragm must move to forward.

Specification for Speaker	Page	4/9
	Revision No.	1.0
	Drawing No.	KFC6644

Model No. : KP1528SP2F100-6644

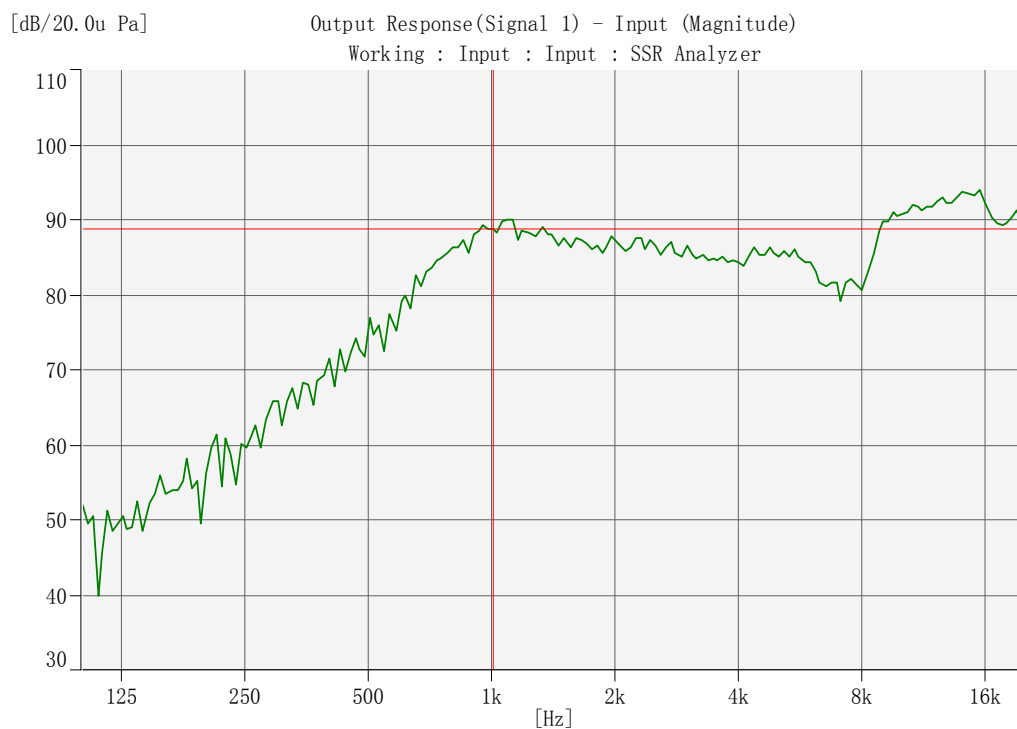
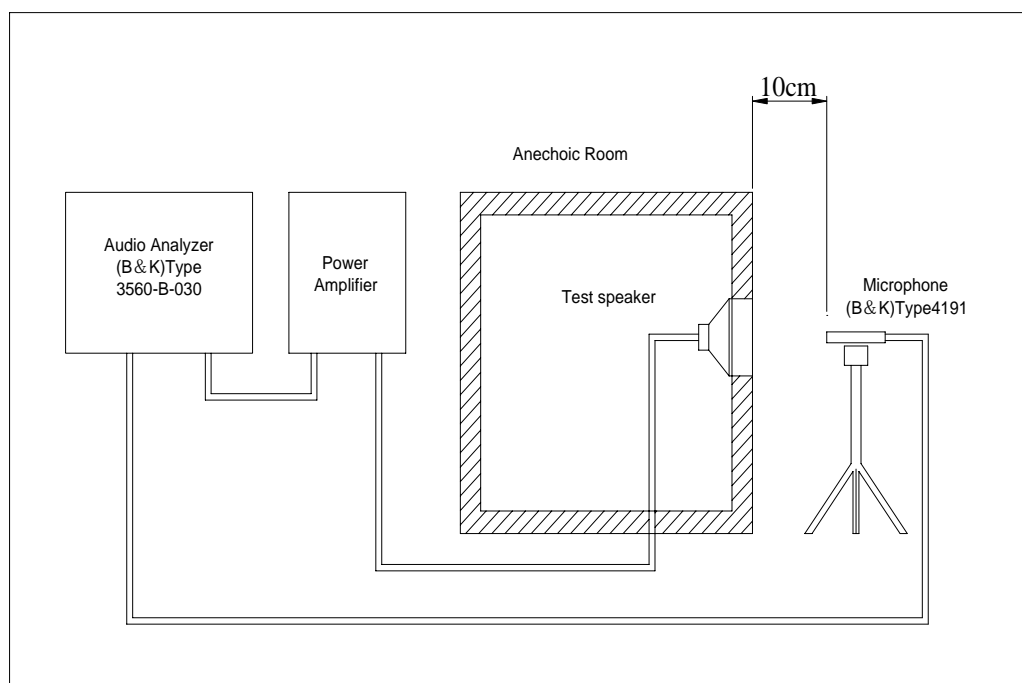
4. Reliability Test

After test(1~7item), the speaker S.P.L . difference shall be within $\pm 3\text{dB}$, and the appearance not exist any change to be harmful to normal operation (e.g. cracks,rusts,damages and especially distortion).

No	Items	Specification
1	High Temperature Test	After being placed in a chamber with $+85\pm 3\text{ }^{\circ}\text{C}$ for 96 hours and then being placed in natural condition for 1 hour, speaker shall be measured.
2	Low Temperature Test	After being placed in a chamber with $-40\pm 3\text{ }^{\circ}\text{C}$ for 96 hours and then being placed in natural condition for 1 hour, speaker shall be measured.
3	Humidity Test	After being placed in a chamber with 85 to 90%R.H. at $+40\pm 2\text{ }^{\circ}\text{C}$ for 96 hours and then being placed in natural condition for 1 hour, speaker shall be measured.
4	Thermal Shock Test	<p>After being placed in a chamber at $+70^{\circ}\text{C}$ for 1 hour, then speaker shall be placed in a chamber at -20°C for 1 hour(1 cycle is the below diagram).</p> <p>After 6 above cycles, speaker shall be measured after being placed in natural condition for 1 hour.</p> 
5	Vibration Test	After being applied vibration of amplitude of 1.5mm with 10 to 55Hz band of vibration frequency to each of 3 perpendicular directions for 1 hour, then placed in natural condition for 1 hour, speaker shall be measured.
6	Drop Test	The speaker when mounted in the jig which weight 85g~100g, shall stand 15 times random drops from a height of 1.5 meter to a concrete floor faced with 5mm thick hard wood board.and be nothing mechanical damage.
7	Load test	After being applied loading white noise with input power 0.8W(2.53Vrms.) for 96 hours, then placed in natural condition for 1 hour, speaker shall be measured.
8	Insulation test	When they are measured with DC 100V the insulation resistance between v.c. terminal and frame must be more than 1 MΩ

Specification for Speaker Model No. : KP1528SP2F100-6644	Page	5/9
	Revision No.	1.0
	Drawing No.	KFC6644

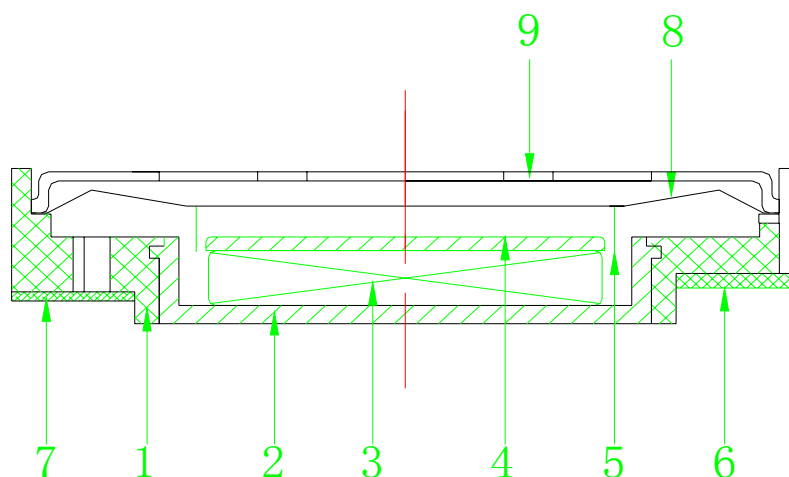
5. Measurement Block Diagram & Response curve



Specification for Speaker	Page	6/9
	Revision No.	1.0
	Drawing No.	KFC6644

Model No. : KP1528SP2F100-6644

6. Structure



9	Cap	1	SUS304	
8	Diaphragm	1	PEN	
7	Screen	1	3B	
6	Terminal	1	Epoxy PCB	
5	Voice Coil	1	Copper	
4	Plate	1	SPC	
3	Magnet	1	Nd-Fe-B	
2	Yoke	1	SPC	
1	Frame	1	PBT	
No.	Part Name	Q'ty	Material	Remarks

Specification for Speaker

Page

7/9

Revision No.

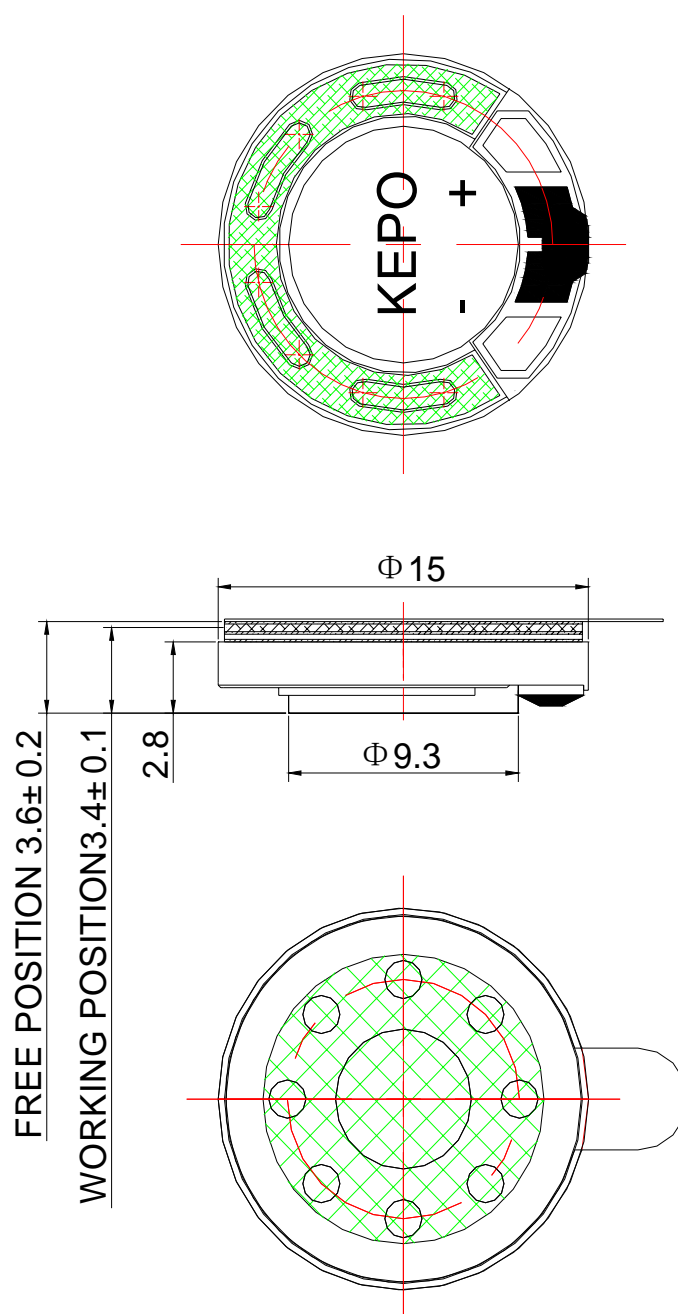
1.0

Model No. : KP1528SP2F100-6644

Drawing No.

KFC6644

7. Dimensions



FIRST ANGLE PROJECTION



UNIT : mm

Tolerance : ± 0.2

Specification for Speaker

Page

8/9

Revision No.

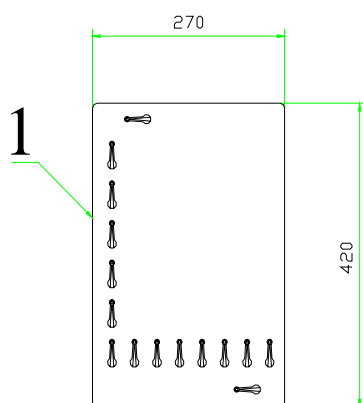
1.0

Model No. : KP1528SP2F100-6644

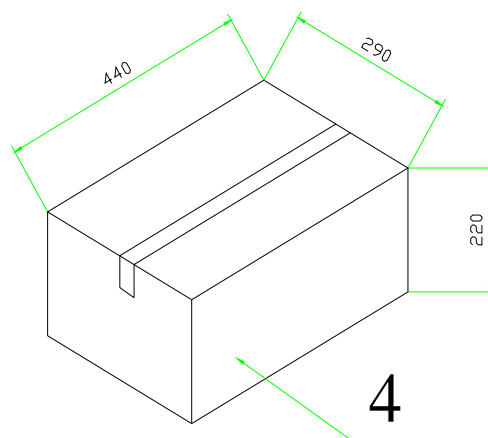
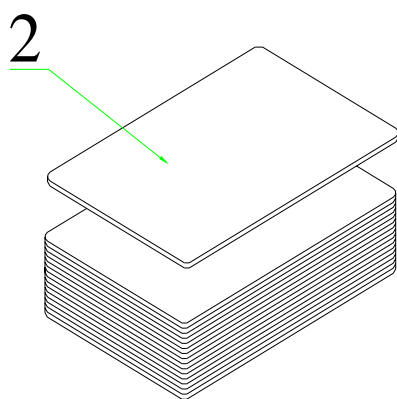
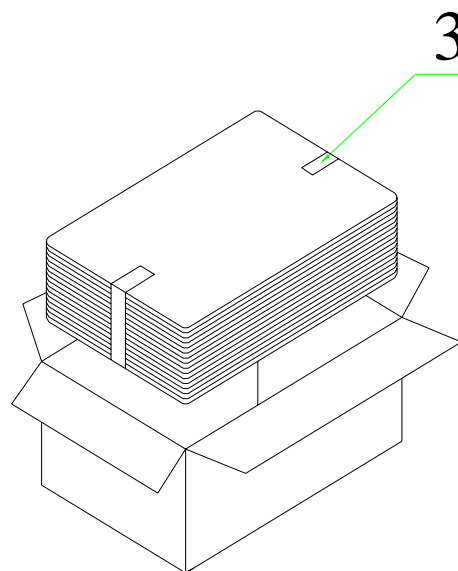
Drawing No.

KFC6644

8. Packing



100Pcs



QTY: 2000Pcs

440 x290 x220

[illegible]