



SERIES 1930 - DOUBLE-POLE ROCKER SWITCHES IP 65

TO 20 (4) A 250 V AC



PRODUCT FEATURES

- Illuminated and non-illuminated variants with various switching functions
- IP 65 with integrated gasket for high dust and water protection
- Inrush current (capacitive) up to 120 A
- Approval for 400 V
- 100 million times proven switching principle
- Modern rocker design
- High, flexible variety

ON REQUEST


- Other switching functions (e.g. Changeover switch)
- Other terminal types
- Other colors
- Other printing variants
- Other lamp variants
- Cable assembly

| | |
|--|--|
| Mechanical life endurance | 5E4 |
| Operating force | 3 - 8 N |
| Inrush current (capacitive) | 120 A 100 A (basic type 1939) 50 A (basic type 1934) |
| Contact resistance (new condition) | < 100 mOhm (1 A 12 V DC) |
| Insulation resistance (new condition) | > 100 MOhm (500 V DC) |
| Proof tracking | 250 PTI |
| Protection type | IP 40 (terminal side), IP 65 (actuating side) |
| Ambient temperature | terminal side -30 °C ... +105 °C actuating side -30 °C ... +55 °C |
| Flammability | UL 94 V-2 UL 94 V-0 (housing and socket only) |
| Glow wire test temperature | 850 °C |
| Material actuator housing terminals | PC / TPU (bellows) PA silver plated |
| Plug force of the terminals | ≤ 80 N |
| Approval marks | |
| Suitable for appliances of protection class II | |



SERIES 1930 - DOUBLE-POLE ROCKER SWITCHES IP 65

TO 20 (4) A 250 V AC

| <div style="text-align: center;">  <p>double-pole</p> </div> | | ON / OFF switch (DPST) | | | | | | | | | | | | | | | |
|---|--|------------------------|-----------------------|----------------------------------|-----------------------|-----------------------|-----------------------|-----------------------|-----------------------|-----------------------|-----------------------|-----------------------|-----------------------|-----------------------|-----------------------|-----------------------|-----------------------|
| Lighting voltage (V) | | 1935.3135 | 1935.3137 | 1935.3112 | 1935.3113 | 1935.3114 | 1935.3118 | 1935.3119 | 1935.3129 | 1935.3134 | 1935.3128 | 1935.3131 | 1935.3138 | 1932.1113 | 1932.3112 | 1932.3113 | |
| Actuator color / printing | | | | | | | | | | | | | | | | | |
| Housing color | | | | | | | | | | | | | | | | | |
| 20 (4) A 250 V AC 1E4 | | <input type="radio"/> | <input type="radio"/> | <input type="radio"/> | <input type="radio"/> | <input type="radio"/> | <input type="radio"/> | <input type="radio"/> | <input type="radio"/> | <input type="radio"/> | <input type="radio"/> | <input type="radio"/> | <input type="radio"/> | <input type="radio"/> | <input type="radio"/> | <input type="radio"/> | <input type="radio"/> |
| 12 (4) A 250 V AC 1E4 | | | | | | | | | | | | | | | | | |
| 10 (8) A 400 V AC 5E4 | | <input type="radio"/> | <input type="radio"/> | | | | | | | | | | | | | | |
| 10 (8) A 250 V AC 5E4 | | <input type="radio"/> | <input type="radio"/> | <input type="radio"/> | <input type="radio"/> | <input type="radio"/> | <input type="radio"/> | <input type="radio"/> | <input type="radio"/> | <input type="radio"/> | <input type="radio"/> | <input type="radio"/> | | <input type="radio"/> | <input type="radio"/> | <input type="radio"/> | <input type="radio"/> |
| 10 A 12 V DC | | | | | | | | | | | | | <input type="radio"/> | | | | |
| 6 (4) A 250 V AC 5E4 | | | | | | | | | | | | | | | | | |
| 16 A 250 V AC 1 HP | | <input type="radio"/> | <input type="radio"/> | <input type="radio"/> | <input type="radio"/> | <input type="radio"/> | <input type="radio"/> | <input type="radio"/> | <input type="radio"/> | <input type="radio"/> | <input type="radio"/> | <input type="radio"/> | | <input type="radio"/> | <input type="radio"/> | <input type="radio"/> | <input type="radio"/> |
| 16 A 125 V AC 3/4 HP | | <input type="radio"/> | <input type="radio"/> | <input type="radio"/> | <input type="radio"/> | <input type="radio"/> | <input type="radio"/> | <input type="radio"/> | <input type="radio"/> | <input type="radio"/> | <input type="radio"/> | <input type="radio"/> | | <input type="radio"/> | <input type="radio"/> | <input type="radio"/> | <input type="radio"/> |
| 16 A 125 V AC 1/3 HP | | | | | | | | | | | | <input type="radio"/> | | | | | |
| 14 A 250 V AC 3/4 HP | | | | | | | | | | | | | | | | | |
| 14 A 250 V AC 1/2 HP | | | | | | | | | | | | | | | | | |
| 14 A 125 V AC 1/3 HP | | | | | | | | | | | | | | | | | |
| 14 A 125 V AC 1/4 HP | | | | | | | | | | | | | | | | | |
| 12 A 250 V AC 1 HP | | | | | | | | | | | | | | | | | |
| 12 A 125 V AC 1/2 HP | | | | | | | | | | | | | | | | | |
| Terminal type | | | | | | | | | | | | | | | | | |
| Terminal description | | 6.3 | 6.3 | 6.3 | 6.3 | 6.3 | 6.3 | 6.3 | 6.3 | 6.3 | 6.3 | 6.3 | 6.3 | 4.8 | 6.3 | 6.3 | 6.3 |
| Contact distance (mm) | | ≥ 3 | ≥ 3 | ≥ 3 | ≥ 3 | ≥ 3 | ≥ 3 | ≥ 3 | ≥ 3 | ≥ 3 | ≥ 3 | ≥ 3 | ≥ 3 | ≥ 3 | ≥ 3 | ≥ 3 | ≥ 3 |
| Contact material | | Ag | Ag | Ag | Ag | Ag | Ag | Ag | Ag | Ag | Ag | Ag | Ag | Ag | Ag | Ag | Ag |
| EN 60335 cap. 30 conform "G" | | | | | | | | | | | | | | | | | |
| Miscellaneous | | | | | | | | bellows anthracite | | | | | | | | | |
| Stock version | | | | <input checked="" type="radio"/> | <input type="radio"/> | <input type="radio"/> | <input type="radio"/> | | | | | | | | <input type="radio"/> | | |

ROCKERSWITCHES
 PUSHBUTTON SWITCHES
 TOGGLE SWITCHES
 SLIDE SWITCHES
 ROTARY SWITCHES
 FOOT SWITCHES
 TACT AND KEY SWITCHES
 SMP-ACTION SWITCHES
 MICRO-SIGNAL SWITCHES
 SENSORS
 ECO
 PUSH IN DRIVE



SERIES 1930 - DOUBLE-POLE ROCKER SWITCHES IP 65

TO 20 (4) A 250 V AC

| double-pole | | ON / OFF switch (DPST) | | | | | | | | | | Normally closed contact (DPNC) | | Normally open contact (DPNO) | |
|------------------------------|--|------------------------|-----------|-----------|-----------|---------------|-----------|-------------|-----------|----------------------|-----------|--------------------------------|-----------|------------------------------|--|
| | | 1932.3114 | 1932.3116 | 1932.3118 | 1932.3130 | 1932.3131 | 1932.3132 | 1932.3136 | 1932.3137 | 1932.3412 | 1932.3312 | 1932.3314 | 1935.3218 | 1932.3413 | |
| Lighting voltage (V) | | | | | | | | | | | | | 250 | | |
| Actuator color / printing | | | | | | | | | | | | | | | |
| Housing color | | | | | | | | | | | | | | | |
| 20 (4) A 250 V AC 1E4 | | ○ | ○ | ○ | ○ | ○ | ○ | ○ | ○ | ○ | | | | | |
| 12 (4) A 250 V AC 1E4 | | | | | | | | | | | | | | | |
| 10 (8) A 400 V AC 5E4 | | | | | | | | | | | | | | | |
| 10 (8) A 250 V AC 5E4 | | ○ | ○ | ○ | ○ | ○ | ○ | ○ | ○ | ○ | | | | | |
| 10 A 12 V DC | | | | | | | | | | | | | | | |
| 6 (4) A 250 V AC 5E4 | | | | | | | | | | | | | | | |
| 16 A 250 V AC 1 HP | | ○ | ○ | ○ | ○ | ○ | ○ | ○ | ○ | ○ | | | | | |
| 16 A 125 V AC 3/4 HP | | ○ | ○ | ○ | ○ | ○ | ○ | ○ | ○ | ○ | | | | | |
| 16 A 125 V AC 1/3 HP | | | | | ○ | | | | | | | | | | |
| 14 A 250 V AC 3/4 HP | | | | | | | | | | | | | | | |
| 14 A 250 V AC 1/2 HP | | | | | | | | | | | | | | | |
| 14 A 125 V AC 1/3 HP | | | | | | | | | | | | | | | |
| 14 A 125 V AC 1/4 HP | | | | | | | | | | | | | | | |
| 12 A 250 V AC 1 HP | | | | | | | | | | | | | | | |
| 12 A 125 V AC 1/2 HP | | | | | | | | | | | | | | | |
| Terminal type | | | | | | | | | | | | | | | |
| Terminal description | | 6.3 | 6.3 | 6.3 | 6.3 | 6.3 | 6.3 | 6.3 | 6.3 | 6.3 | 6.3 | 6.3 | 6.3 | 6.3 | |
| Contact distance (mm) | | Ag ≥ 3 | Ag ≥ 3 | Ag ≥ 3 | Ag ≥ 3 | Ag ≥ 3 | Ag ≥ 3 | Ag ≥ 3 | Ag ≥ 3 | Ag ≥ 3 | Ag ≥ 3 | Ag ≥ 3 | Ag ≥ 3 | Ag ≥ 3 | |
| Contact material | | Ag | Ag | Ag | Ag | Ag | Ag | Ag | Ag | Ag | Ag | Ag | Ag | Ag | |
| EN 60335 cap. 30 conform "G" | | | | | ○ | ○ | ○ | | | | | | | | |
| Miscellaneous | | | | | | bellows white | | bellows red | | single-pole occupied | | | | | |
| Stock version | | | | | | | | | | | | | | ○ | |

ROCKER SWITCHES

PUSHBUTTON SWITCHES

TOGGLE SWITCHES

SLIDE SWITCHES

ROTARY SWITCHES

FOOT SWITCHES

TACT AND KEY SWITCHES

SWAP-ACTION SWITCHES

MIKRO-SIGNALSCHALTER

SENSORS

ECO

PUSH/DRIVE



SERIES 1930 - DOUBLE-POLE ROCKER SWITCHES IP 65

TO 20 (4) A 250 V AC

| <div style="text-align: center;"> <p>double-pole</p> </div> | | Changeover switch (DPDT) | | | Changeover switch with OFF position in the center (DPDT - Center OFF) | | | | | |
|---|--|--------------------------|-----------------------|-----------------------|---|-----------------------|-------------------------------|-------------------------------|-------------------------------|---|
| Lighting voltage (V) | | 1934.3112 | 1934.3114 | 1934.2114 | 1939.3119 | 1939.3125 | 1939.3312 | 1939.3314 | 1939.3318 | 1939.0454 |
| Actuator color / printing | | | | | | | | | | |
| Housing color | | | | | | | | | | |
| 20 (4) A 250 V AC 1E4 | | | | | | | | | | |
| 12 (4) A 250 V AC 1E4 | | | | | <input type="radio"/> | <input type="radio"/> | <input type="radio"/> | <input type="radio"/> | <input type="radio"/> | |
| 10 (8) A 400 V AC 5E4 | | | | | | | | | | |
| 10 (8) A 250 V AC 5E4 | | <input type="radio"/> | <input type="radio"/> | | | | | | | |
| 10 A 12 V DC | | | | | | | | | | |
| 6 (4) A 250 V AC 5E4 | | | | <input type="radio"/> | | | | | | |
| 16 A 250 V AC 1 HP | | | | | | | | | | |
| 16 A 125 V AC 3/4 HP | | | | | | | | | | |
| 16 A 125 V AC 1/3 HP | | | | | | | | | | |
| 14 A 250 V AC 3/4 HP | | | | | <input type="radio"/> | <input type="radio"/> | | | | |
| 14 A 250 V AC 1/2 HP | | | | | | | <input type="radio"/> | <input type="radio"/> | <input type="radio"/> | |
| 14 A 125 V AC 1/3 HP | | | | | <input type="radio"/> | <input type="radio"/> | | | | |
| 14 A 125 V AC 1/4 HP | | | | | | | <input type="radio"/> | <input type="radio"/> | <input type="radio"/> | |
| 12 A 250 V AC 1 HP | | <input type="radio"/> | <input type="radio"/> | <input type="radio"/> | | | | | | |
| 12 A 125 V AC 1/2 HP | | <input type="radio"/> | <input type="radio"/> | <input type="radio"/> | | | | | | |
| Terminal type | | | | | | | | | | |
| Terminal description | | 6.3 | 6.3 | | 6.3 | 6.3 | 6.3 | 6.3 | 6.3 | |
| Contact distance (mm) | | Ag ≥ 3 | Ag ≥ 3 | Ag ≥ 3 | Ag ≥ 3 | Ag ≥ 3 | Ag < 3 | Ag < 3 | Ag < 3 | Au < 3 |
| Contact material | | Ag | Ag | Ag | Ag | Ag | Ag | Ag | Ag | Au |
| EN 60335 cap. 30 conform "G" | | | | | | | | | | |
| Miscellaneous | | | | | | | momentary function both sides | momentary function both sides | momentary function both sides | single-pole occupied momentary function both sides |
| Stock version | | | | | <input type="radio"/> | | <input type="radio"/> | <input type="radio"/> | | |

ROCKERS SWITCHES
 PUSHBUTTON SWITCHES
 TOGGLE SWITCHES
 SLIDE SWITCHES
 ROTARY SWITCHES
 FOOT SWITCHES
 TACT AND KEY SWITCHES
 SMP-ACTION SWITCHES
 MICRO-SIGNAL SWITCHES
 SENSORS
 ECO
 PUSH IN DRIVE

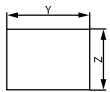


SERIES 1930 - DOUBLE-POLE ROCKER SWITCHES IP 65

TO 20 (4) A 250 V AC

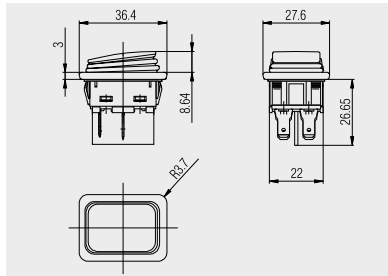


Basic types 1932, 1934, 1935 and 1939 double-pole

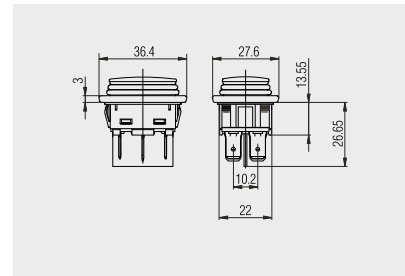


X = Wall thickness

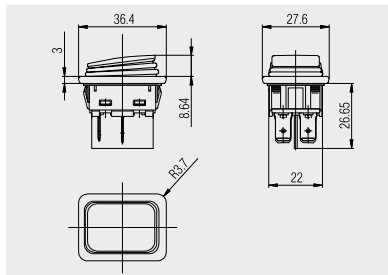
| x | y | z |
|---------------|----------------------|--------------------|
| 0.75 ... 1.25 | 30 ^{-0.1} | 22 ^{+0.2} |
| 1.25 ... 3 | 30.2 ^{-0.1} | 22 ^{+0.2} |



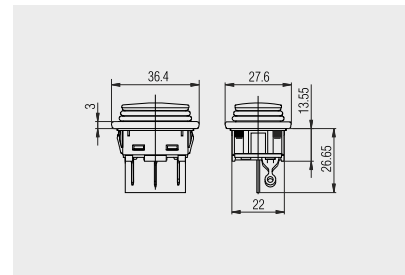
Quick-connect terminal 4.8 x 0.8 basic type 1932



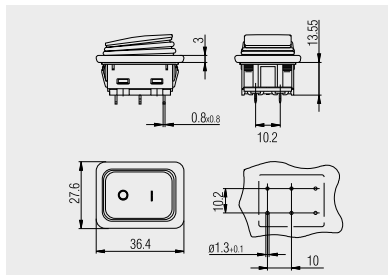
Quick-connect terminal 6.3 x 0.8 basic type 1939



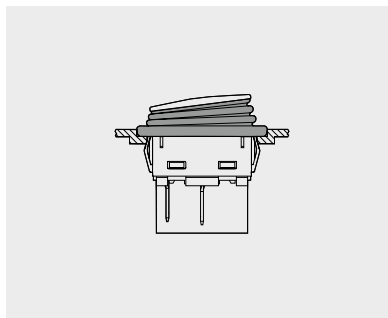
Quick-connect terminal 6.3 x 0.8 basic types 1932, 1934 and 1935



Solder terminal basic type 1939



PCB terminal basic type 1934



Sunken installation recommended for IP 65

A correct assembly and examination on tightness according to IP 65 in the equipment must be ensured by the customer.



Block connector 217.954.011

Block connector for cable connection for the double-pole versions of the rocker switch series 1830 und 1930.

Used with the standard timer plug AMP 0-927 936-1