

Low Profile MINI®  
Blade Fuses

## Low Profile MINI® Blade Fuses Rated 58V

The Low Profile MINI® fuse has similar performance characteristics as the standard MINI® fuse. The lower overall height allows for more space and weight savings. The Low Profile MINI® fuse is designed to mate with tuning-fork terminals, which provides additional weight and material savings in fuse box designs by eliminating the need for female box terminals.

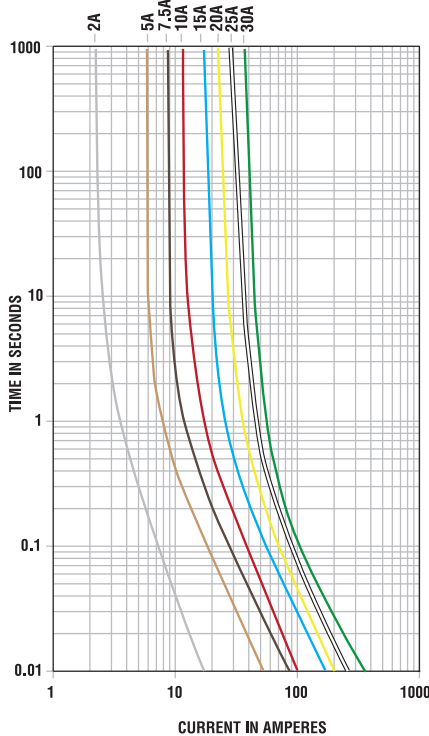
### Specifications

Voltage Rating:	58 VDC
Interrupting Rating:	1000A @ 58 VDC
*Recommended Environmental Temperature:	-40°C to +125°C
Terminals Material:	Silver plated zinc
Housing Material:	PA66 (U.L. 94 Flammability rating – HB)
Net Weight Per Fuse:	0.4±15% gr
Complies with:	ISO 8820-9

\*Silver plating allows up to 150°C at the interface.



### Time-Current Characteristic Curves



### Ordering Information

Part Number	Rating	Package Size
0891xxx.NXS	2 - 30	5000
0891xxx.U	2 - 30	500
0891xxx.H	2 - 30	100

### Time-Current Characteristics

% of Rating	Opening Time Min / Max (s)
110	360,000 / ∞
135	0.75 / 120
200	0.15 / 5
350	0.08 / 0.25
600	0.03 / 0.1

### Ratings

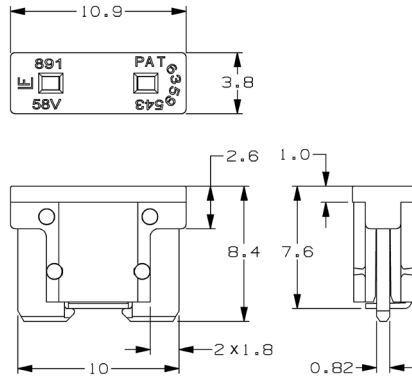
Part Number	Current Rating (A)	Housing Material Color	Test Cable Size (mm <sup>2</sup> )	Typ. Voltage Drop (mV)	Typ. Cold Resistance (mΩ)	Typ. I <sup>2</sup> t (A <sup>2</sup> s)
0891002_	2	Grey	0.5	151	54.2	3
0891005_	5	Orange	0.5	114	17.21	22
089107.5_	7.5	Brown	0.75	105	10.65	53
0891010_	10	Red	1	97	7.59	102
0891015_	15	Blue	1.5	75	4.70	198
0891020_	20	Yellow	2.5	99	3.35	420
0891025_	25	White	2.5	96	2.56	613
0891030_	30	Green	4	96	2.06	1,100

The typical I<sup>2</sup>t is an average value calculated from the breaking capacity tests by using the melting time before the arcing occurs.

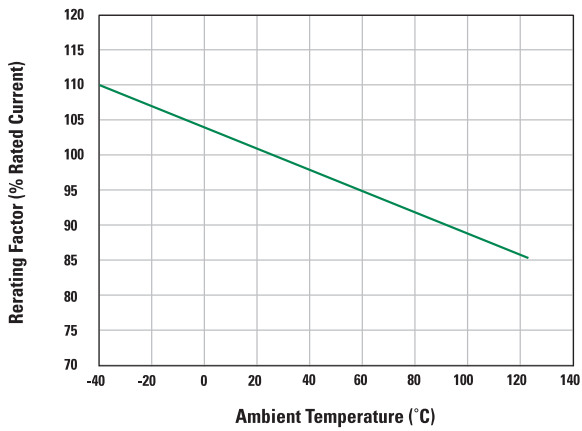
## Low Profile MINI® Blade Fuses Rated 58V

### Dimensions

Dimensions in mm for reference only.  
See outline drawing for dimensions and tolerances.



### Temperature Derating Curve



REV07272021

Littelfuse® products are not designed for, and shall not be used for, any purpose (including, without limitation, automotive, military, aerospace, medical, life-saving, life-sustaining or nuclear facility applications, devices intended for surgical implant into the body, or any other application in which the failure or lack of desired operation of the product may result in personal injury, death, or property damage) other than those expressly set forth in applicable Littelfuse® product documentation. Warranties granted by Littelfuse® shall be deemed void for products used for any purpose not expressly set forth in applicable Littelfuse® documentation. Littelfuse® shall not be liable for any claims or damages arising out of products used in applications not expressly intended by Littelfuse® as set forth in applicable Littelfuse® documentation. The sale and use of Littelfuse® products is subject to Littelfuse Terms and Conditions of Sale, unless otherwise agreed by Littelfuse®.

# Mouser Electronics

Authorized Distributor

Click to View Pricing, Inventory, Delivery & Lifecycle Information:

## Littelfuse:

[0891020.U](#) [0891010.NXS](#) [0891025.H](#) [0891005.H](#) [0891010.H](#) [0891030.H](#) [0891002.H](#) [0891030.U](#) [0891030.NXT](#)  
[0891015.NXT](#) [0891005.U](#) [0891002.U](#) [089107.5NXS](#) [0891010.U](#) [0891015.H](#) [089107.5U](#) [0891005.NXS](#)  
[0891020.NXT](#) [0891020.NXS](#) [089107.5NXT](#) [0891015.NXS](#) [0891025.NXT](#) [0891025.U](#) [0891010.NXT](#) [0891030.NXS](#)  
[0891015.U](#) [0891020.H](#) [0891002.NXS](#) [0891025.NXS](#) [0891002.NXT](#) [089107.5H](#) [0891005.NXT](#) [0891025.NXWS](#)  
[0891010.NXWS](#) [0891005.NXWS](#) [089107.5NXWS](#) [0891020.NXWS](#) [0891002.NXWS](#) [0891030.NXWS](#)  
[0891015.NXWS](#)