

NUMBER C-175152

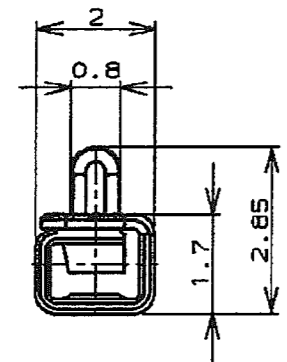
三角換 (3rd ANGLE PROJECTION)

METRIC

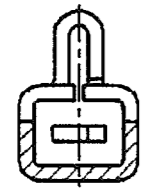
単位: 概 DIMENSIONS IN MM. DO NOT SCALE PRINT

PRINT DIST

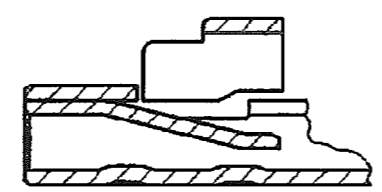
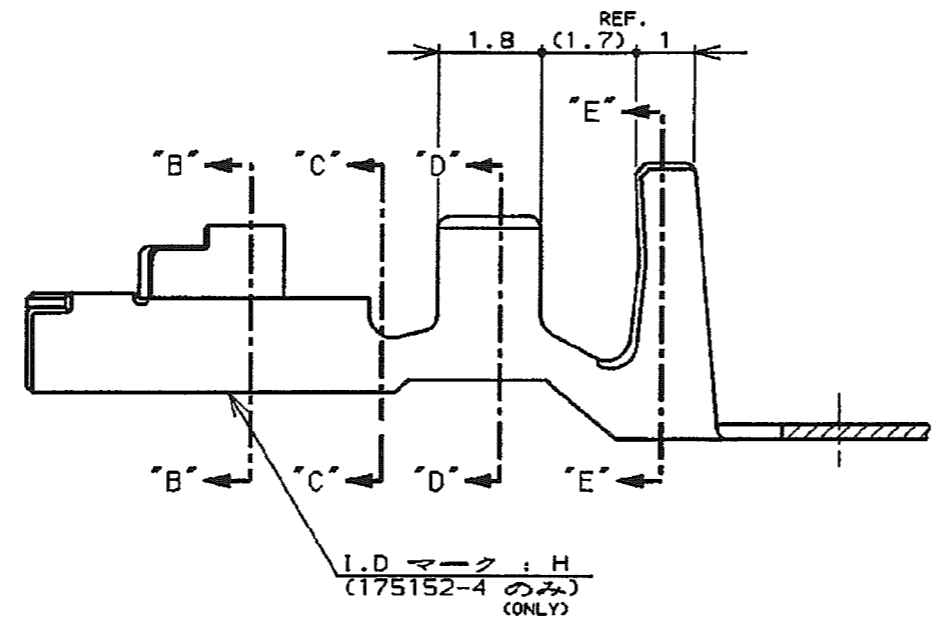
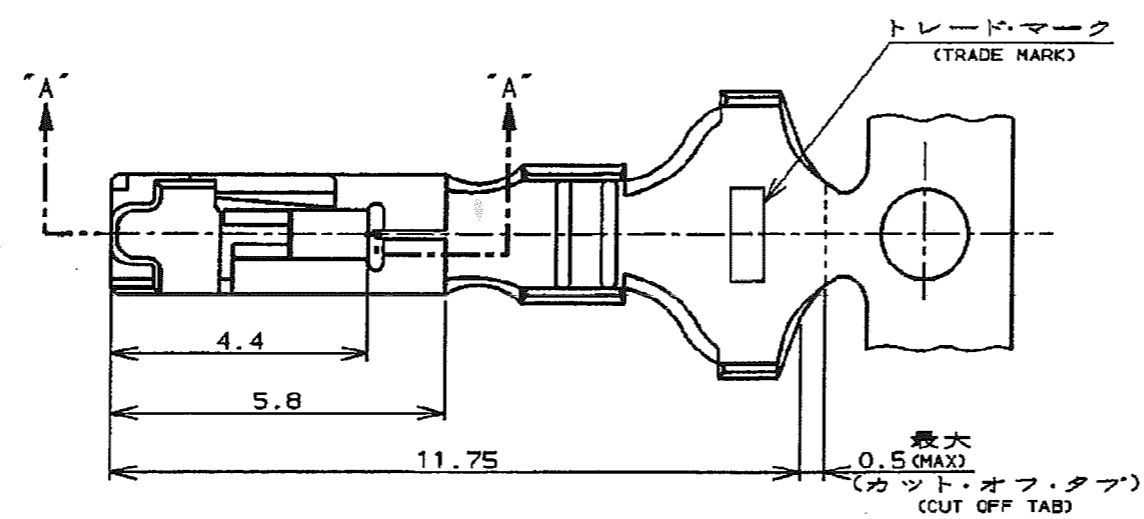
AMP-J010-2C
REV. 3/93



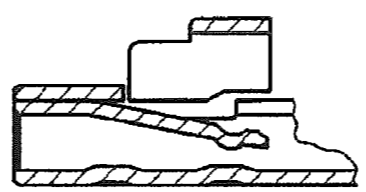
断面 "B"- "B"
(SECT)



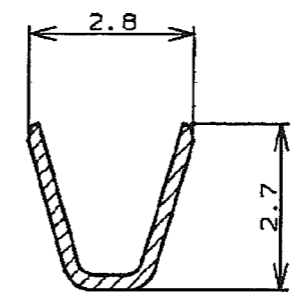
断面 "C"- "C"
(SECT)



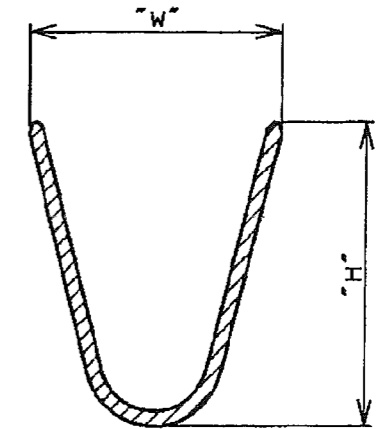
断面 "A"- "A"
(SECT) (175152-1, -2, -3)



断面 "A"- "A"
(SECT) (175152-4)



断面 "D"- "D"
(SECT)



断面 "E"- "E"
(SECT)

- 注記:
1. 通用規格
製品規格 : 108-5302
取付通用規格 : 114-5142
 2. 取扱説明書 : IS-503J
 3. 適用ハウジング型番 : 178125

- NOTES:
1. APPLICABLE SPEC
PRODUCT SPEC : 108-5302
APPLICATION SPEC : 114-5142
 2. INSTRUTION SHEET : IS-503J
 3. APPLICABLE HOUSING : 178125

1.7 ~ 3.3	175156-4	4.3	5.2	錫めっき済銅合金 (PRE TINNED COPPER ALLOY)	175152-4
2.9 ~ 4.0	---	4.8	4.7	錫めっき済黄銅 (PRE TINNED BRASS)	△175152-3
1.7 ~ 3.3	175156-2	4.3	5.2	錫めっき済黄銅 (PRE TINNED BRASS)	175152-2
1.7 ~ 3.3	175156-1	4.3	5.2	錫めっき済銅合金 (PRE TINNED COPPER ALLOY)	175152-1
電線被覆外径 (INSULATION DIA)	バラ端子型番 (L.P.P/N)	"W"	"H"	材料及び仕上 (MATERIAL AND FINISH)	型番 (P/N)

				Tyco Electronics Tyco Electronics Corporation Kawasaki, Japan	
F	REVISED ECR-08-019044	J.S	S.M	30JUL '08	相合電線範囲 (WIRE RANGE) 0.50-1.42mm ² (AWG 20-18) 材料 (MATERIAL) 表参照 (SEE TABLE) 仕上 (FINISH) 表参照 (SEE TABLE) 名称 (NAME) リセブタクル・コンタクト, アンブ・ユニバーサル・パワー・コネクタ (REC CONTACT AMP UNIVERSAL POWER CONN.) 一般公差 (GENERAL TOLERANCE) 10mm以下: ±0.2, 10mm以上30mm以下: ±0.25, 30mm以上100mm以下: ±0.3, 公差: ±3° 尺庫 (SCALE) B J 番号 (No.) C-175152 尺庫 (SCALE) REV. F SHEET 1 OF 1
E	REVISED FJD0-0134-03	K.K	M.S	1 May '02	
D	変更 FJ00-5903-96	M.S	Y.K	10 JUN '97	
C	再作成 FJ00-2690-95	M.S	Y.K	8 JUN '95	
LTR	変更 (REVISION RECORD)	DR	CHK	DATE	

(CUSTOMER DRAWING) 参考 図 面