




BNC7T-J-P-GN-ST-TH1



BNC7T-J-P-GN-ST-EM2



BNC7T-J-C-GN-ST-BH3

BNC7T SERIES

75 Ω MACHINED BNC JACKS & PLUGS

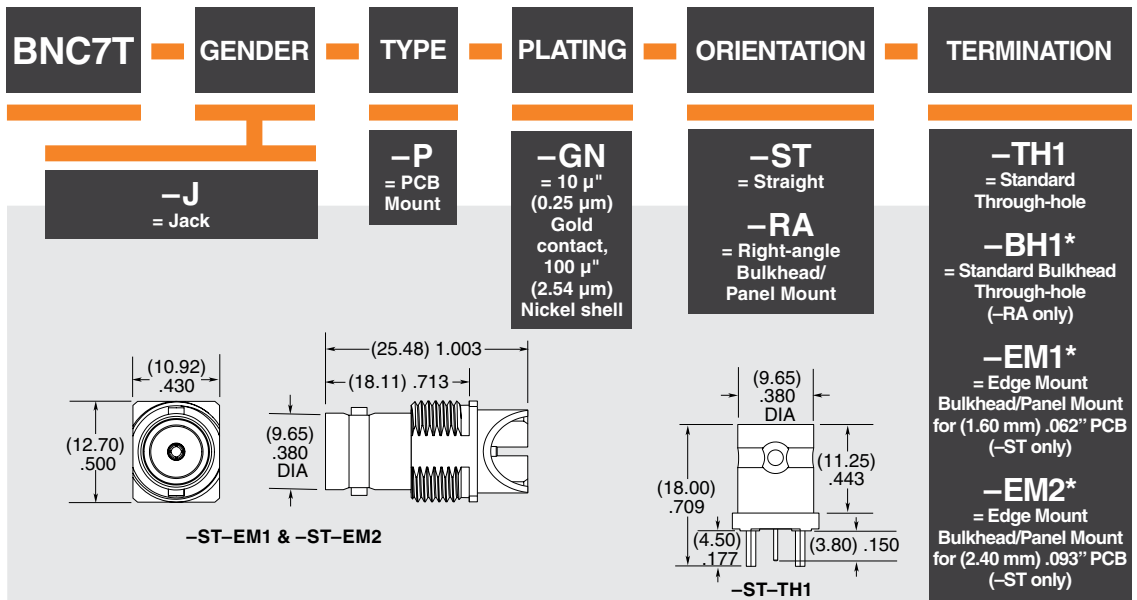
Mates with:
RF179, RFA6T,
RFB6T, GRF7H-C

SPECIFICATIONS

For complete specifications and recommended PCB layouts see www.samtec.com?BNC7T-TH, www.samtec.com?BNC7T-BH or www.samtec.com?BNC7T-EM

Shell Material:
Ni plated Brass
Contact Material:
TH1 & BH1 = Copper Alloy
Insulator Material:
PTFE
Impedance:
ST = 75 Ω ±2 Ω
RA = 75 Ω ±4 Ω
Frequency Range:
0-12 GHz
Working Voltage:
500 Vrms
Dielectric Withstanding:
1500 Vrms min
Operating Temperature:
-65 °C to +125 °C
RoHS Compliant:
Yes
Lead-Free Solderable: Yes

Notes:
12G-SDI available for PCB mounts only.
Contact RFTechnicalGroup@samtec.com for 12G-SDI PCB mount launch characteristics.
Designed to meet SMPTE 2082 12G-SDI specifications.



* Lock washers & knurled nuts supplied with Bulkhead/Panel Mount options

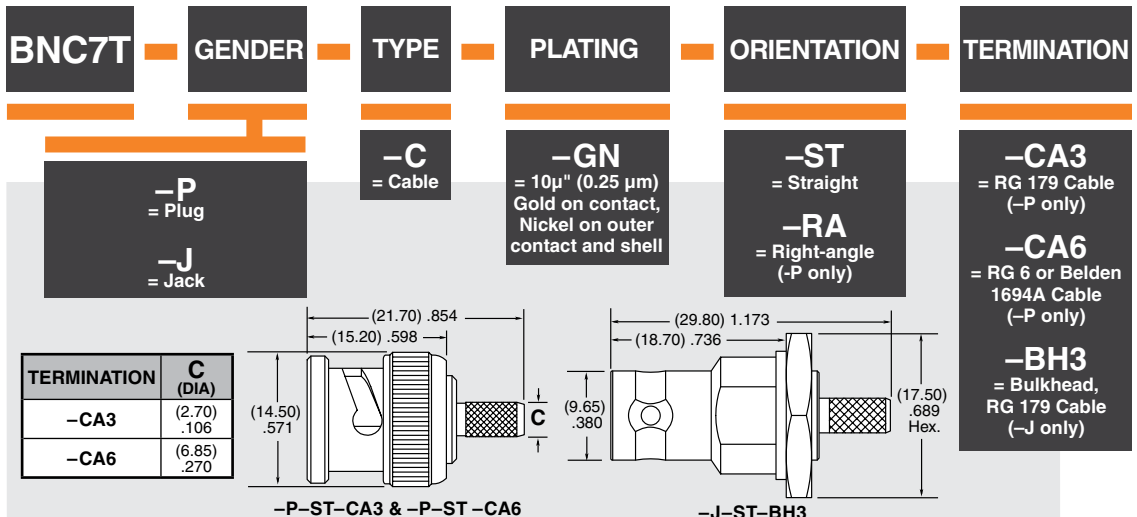
TOOL

Tool for quickly installing/uninstalling knurl nut for BNC7T Series
Part Number: TOOL-BNC7T-01

SPECIFICATIONS

For complete specifications and assembly instructions see www.samtec.com?BNC7T-CA

Shell Material:
Brass
Contact Material:
Brass (-P), Copper Alloy (-J)
Center Contact:
Soldered
Outer Ferrule:
Crimped
Impedance:
75 Ω
Working Voltage:
500 Vrms
Dielectric Withstanding:
1500 Vrms min
Operating Temperature:
-65 °C to +125 °C



TERMINATION	C (DIA)
-CA3	(2.70) .106
-CA6	(6.85) .270

Supplied with pins, ferrules, washers, nuts and gaskets. See website for dimensions.

Due to technical progress, all designs, specifications and components are subject to change without notice.

WWW.SAMTEC.COM

All parts within this catalog are built to Samtec's specifications. Customer specific requirements must be approved by Samtec and identified in a Samtec customer-specific drawing to apply.