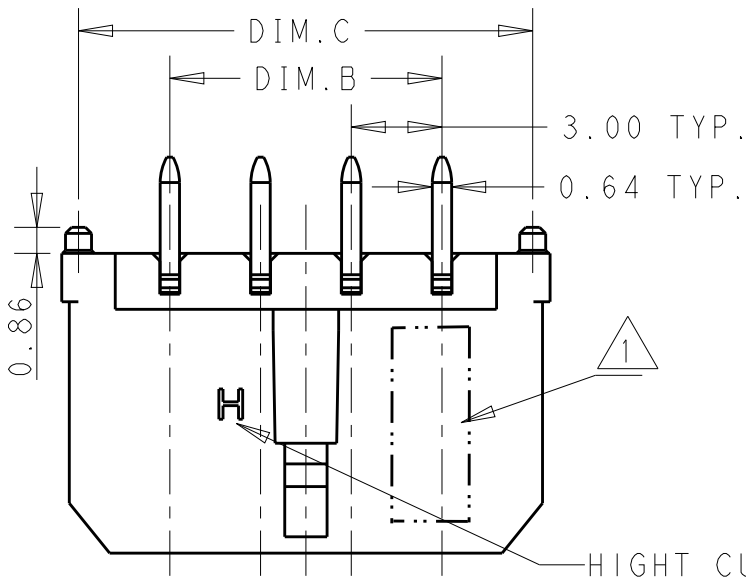
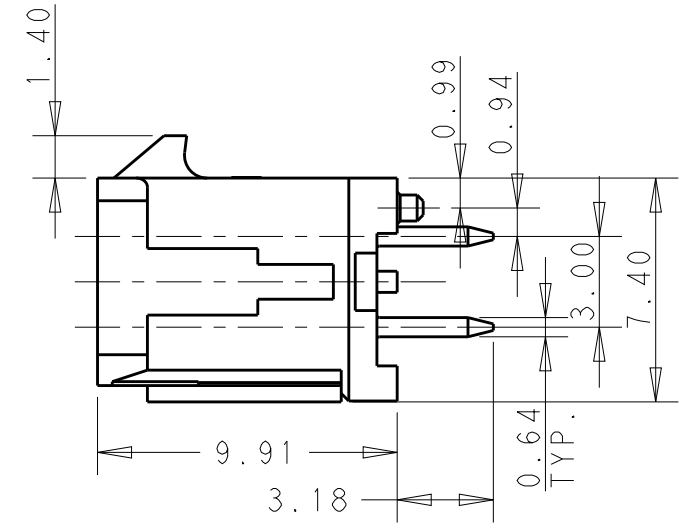
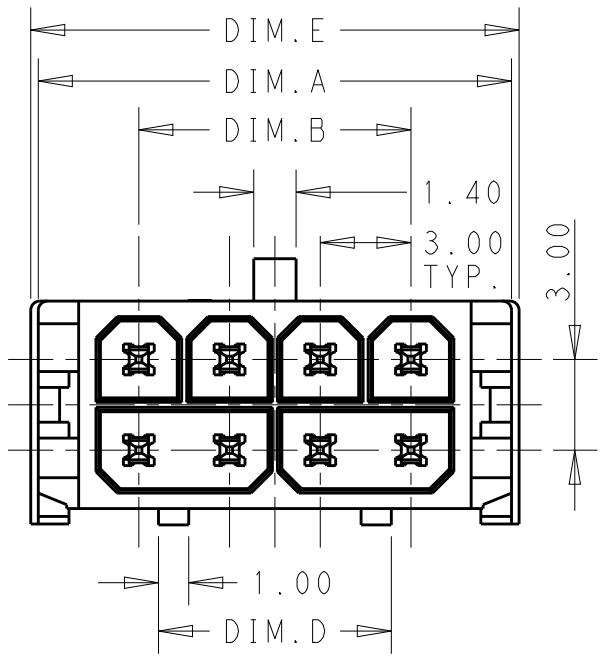


THIS DRAWING IS UNPUBLISHED. RELEASED FOR PUBLICATION 20
 © COPYRIGHT 20 BY - ALL RIGHTS RESERVED.

REVISIONS					
P	LTR	DESCRIPTION	DATE	DWN	APVD
	A	INITIAL RELEASE	07MAR2018	RS	SZ
	A1	REVISE PER ECR-18-008492	06JUN2018	RS	SZ



HIGHT CURRENT

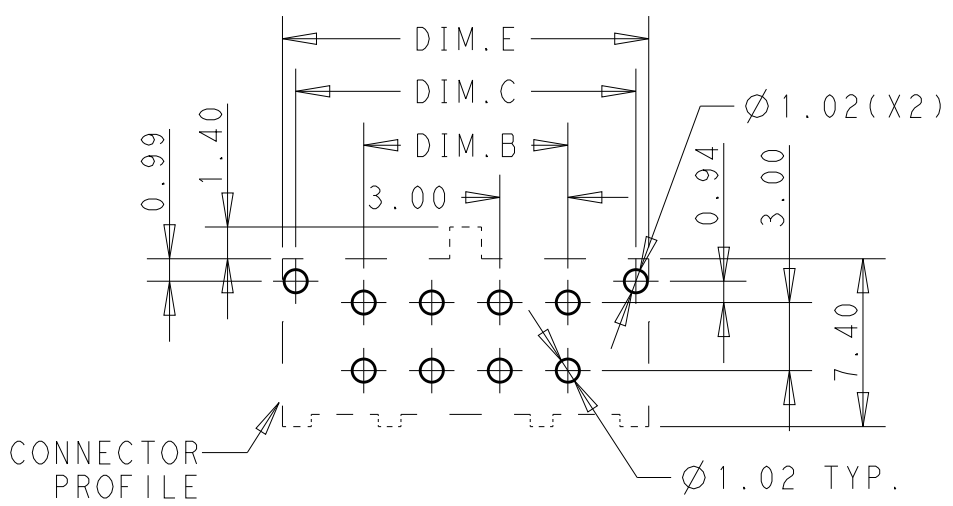


NOTES:

- 1. PART NUMBER AND DATE CODE.
- 2. MATERIAL:
HOUSING: THERMO PLASTIC, COLOR:BLACK.
TERMINAL: COPPER ALLOY.
- 3. PLATING: SEE REMARK IN PART NUMBER LIST.

REMARK	DIM.E	DIM.D	DIM.C	DIM.B	DIM.A	CIRCUIT	PART NUMBER
	40.15	31.70	39.00	33.00	39.65	24	*-2204801-9
	37.15	28.70	36.00	30.00	36.65	22	*-2204801-0
	34.15	25.70	33.00	27.00	33.65	20	9-2204801-*
	31.15	22.70	30.00	24.00	30.65	18	8-2204801-*
	28.15	19.70	27.00	21.00	27.65	16	7-2204801-*
	25.15	16.70	24.00	18.00	24.65	14	6-2204801-*
	22.15	13.70	21.00	15.00	21.65	12	5-2204801-*
	19.15	10.70	18.00	12.00	18.65	10	4-2204801-*
	16.15	7.70	15.00	9.00	15.65	8	3-2204801-*
	13.15	2.95	12.00	6.00	12.65	6	2-2204801-*
	10.15	2.95	9.00	3.00	9.65	4	1-2204801-*
	7.15	2.95	6.00	N/A	6.65	2	2204801-*

- *: PLATING ON CONTACT AREA
- 1: GOLD FLASH
- 2: 5u" GOLD PLATING
- 3: 10u" GOLD PLATING
- 4: 15u" GOLD PLATING
- 5: 30u" GOLD PLATING
- 7: 100u" BRIGHT TIN PLATING
- 8: 100u" MATTE TIN PLATING

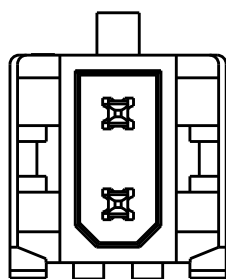


RECOMMENDED PCB LAYOUT (COMPONENT SIDE)
 PCB THICKNESS=1.57MM
 DEFAULT TOLERANCE: ±0.05

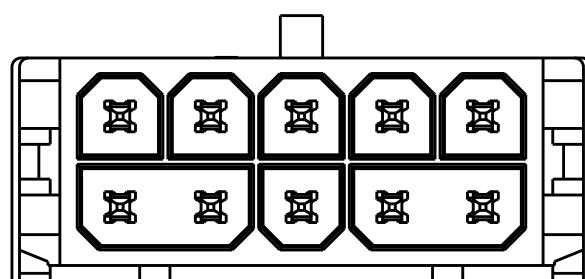
THIS DRAWING IS A CONTROLLED DOCUMENT.		DWN 06-JUN-17 Radar Sun	TE Connectivity	
DIMENSIONS: mm		CHK 06-JUN-17 Sunny Zhao		
TOLERANCES UNLESS OTHERWISE SPECIFIED:		APVD 06-JUN-17 Sunny Zhao	NAME ELCON MICRO POWER CONNECTOR, HEADER, VERTICAL DIP, 3.00MM PITCH, 2XN CIRCUITS	
0 PLC ±0.30		PRODUCT SPEC 108-128068	SIZE A3	
1 PLC ±0.20		APPLICATION SPEC -	CAGE CODE 00779	DRAWING NO C-2204801
2 PLC ±0.20		WEIGHT -	RESTRICTED TO -	
3 PLC ±0.20		MATERIAL -	SCALE 4:1	
4 PLC ±0.20			SHEET 1 OF 2	
ANGLES ±0.20		CUSTOMER DRAWING		REV A1
FINISH -				

REVISIONS

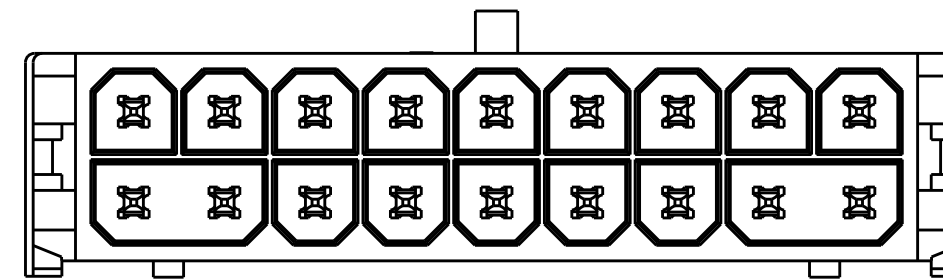
P	LTR	DESCRIPTION	DATE	DWN	APVD
-	-	SEE SHEET 1	-	-	-



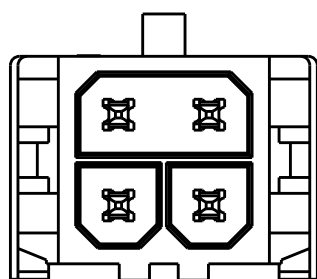
CIRCUIT SIZE:2



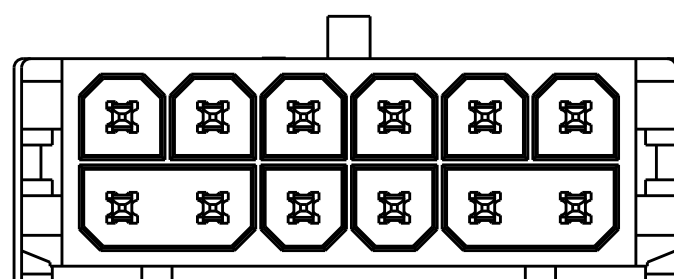
CIRCUIT SIZE:10



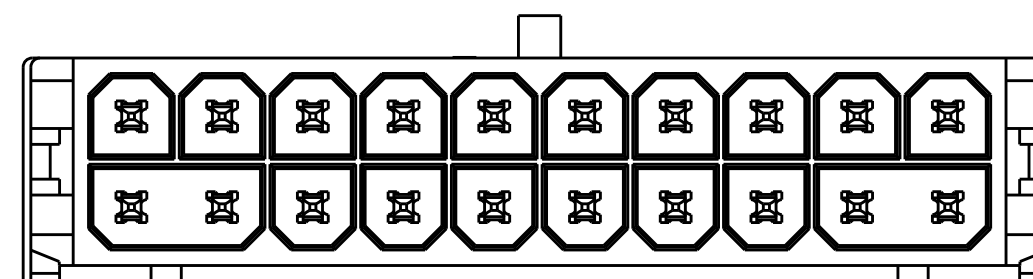
CIRCUIT SIZE:18



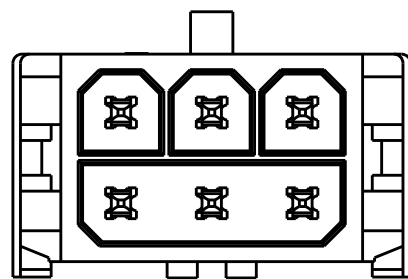
CIRCUIT SIZE:4



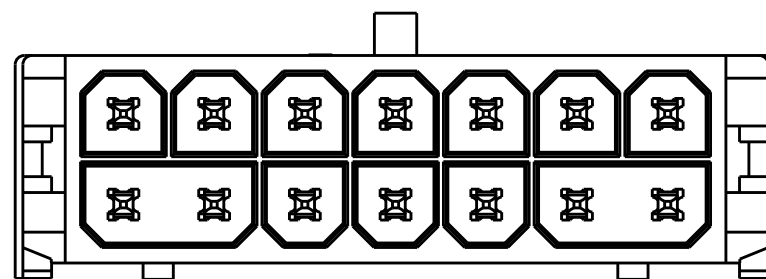
CIRCUIT SIZE:12



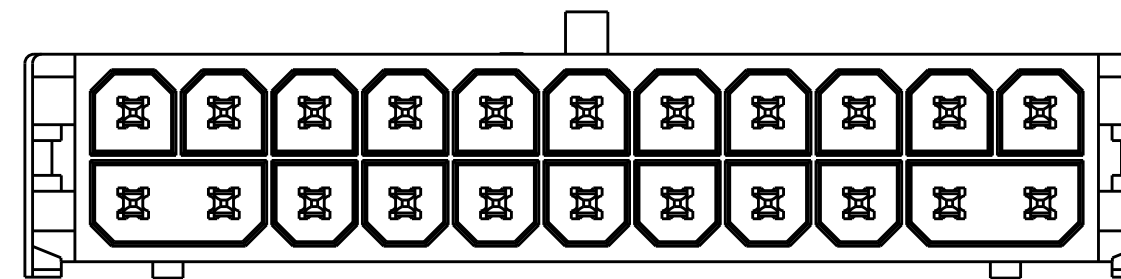
CIRCUIT SIZE:20



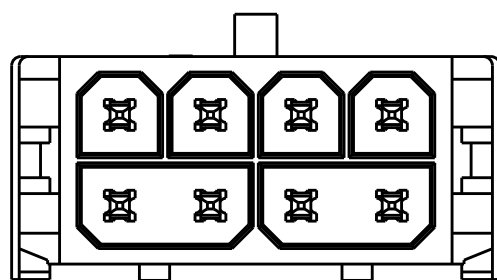
CIRCUIT SIZE:6



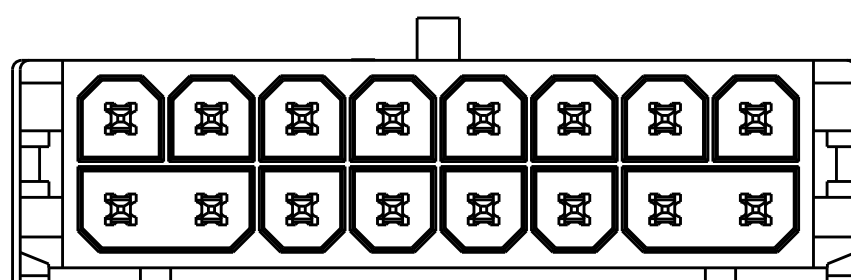
CIRCUIT SIZE:14



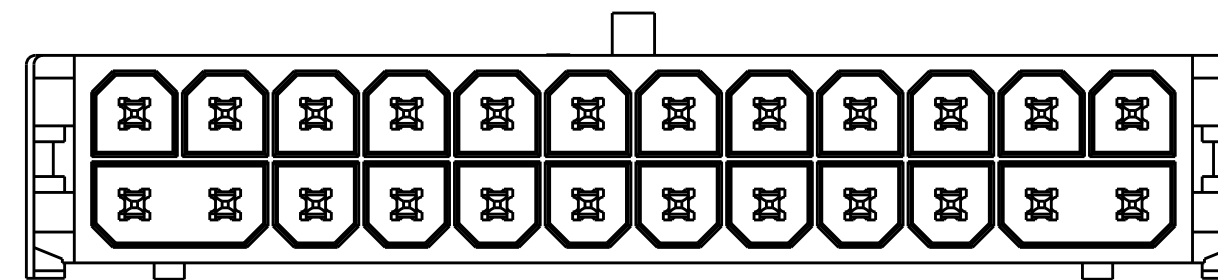
CIRCUIT SIZE:22



CIRCUIT SIZE:8



CIRCUIT SIZE:16

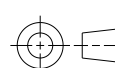


CIRCUIT SIZE:24

THIS DRAWING IS A CONTROLLED DOCUMENT.

DIMENSIONS:

mm



TOLERANCES UNLESS OTHERWISE SPECIFIED:

- 0 PLC ±-
- 1 PLC ±0.30
- 2 PLC ±0.20
- 3 PLC ±-
- 4 PLC ±-
- ANGLES ±-

MATERIAL

FINISH

DWN 06-JUN-17

Radar Sun

CHK 06-JUN-17

Suny Zhao

APVD 06-JUN-17

Suny Zhao

PRODUCT SPEC

108-128068

APPLICATION SPEC

-

WEIGHT

-

CUSTOMER DRAWING



TE Connectivity

NAME
 ELCON MICRO POWER CONNECTOR,
 HEADER, VERTICAL DIP,
 3.00MM PITCH, 2XN CIRCUITS

SIZE	CAGE CODE	DRAWING NO	RESTRICTED TO
------	-----------	------------	---------------

A3	00779	C-2204801	-
----	-------	-----------	---

SCALE	SHEET	OF	REV
4:1	2	2	A1

Mouser Electronics

Authorized Distributor

Click to View Pricing, Inventory, Delivery & Lifecycle Information:

[TE Connectivity:](#)

[1-2204801-8](#)