












FOOT SWITCHES

| | | |
|-----------------------|---|-----------------------|
| ROCKER SWITCHES |  | ROCKER SWITCHES |
| PUSHBUTTON SWITCHES |  | PUSHBUTTON SWITCHES |
| TOGGLE SWITCHES |  | TOGGLE SWITCHES |
| SLIDE SWITCHES |  | SLIDE SWITCHES |
| ROTARY SWITCHES |  | ROTARY SWITCHES |
| FOOT SWITCHES |  | FOOT SWITCHES |
| POWER TOOL SWITCHES |  | POWER TOOL SWITCHES |
| TACT AND KEY SWITCHES |  | TACT AND KEY SWITCHES |
| SNAP-ACTION SWITCHES |  | SNAP-ACTION SWITCHES |
| MICRO-SIGNAL SWITCHES |  | MICRO-SIGNAL SWITCHES |
| SENSORS |  | SENSORS |

FOOT SWITCHES

SERIES 2410
Ergonomic foot switches
to 6 (2.5) A 250 V AC



PAGE
153 - 155

Further information under

WWW.MARQUARDT-SWITCHES.COM

ROCKER SWITCHES

PUSHBUTTON SWITCHES

TOGGLE SWITCHES

SLIDE SWITCHES

ROTARY SWITCHES

FOOT SWITCHES

POWER TOOL SWITCHES

TACT AND KEY SWITCHES

SNAP-ACTION SWITCHES

MICRO-SIGNAL SWITCHES

SENSORS

SERIES 2410 - ERGONOMIC FOOT SWITCHES

TO 6 (2.5) A 250 V AC




PRODUCT FEATURES

- ◆ Long life endurance up to 300 000 mechanical switching cycles
- ◆ Robust design
- ◆ Cable can be retrofitted by customer
- ◆ Ergonomical dimensions with different switch actuating forces
- ◆ With wall hanger

ON REQUEST

- ◆ Other colors
- ◆ Customized cable assembly
- ◆ Special switching functions
- ◆ Other connection variants

| | | |
|---------------------------|------------------|---|
| Mechanical life endurance | | 30E4 |
| Proof tracking | | 250 PTI |
| Insulation spacing | | acc. to EN 61058 for reinforced or double insulation |
| Material | actuator housing | treadplate of PA PA |
| Approval marks | |  |



ROCKER SWITCHES

PUSHBUTTON SWITCHES

TOGGLE SWITCHES

SLIDE SWITCHES

ROTARY SWITCHES

FOOT SWITCHES

POWER TOOL SWITCHES

TACT AND KEY SWITCHES


















SNAP-ACTION SWITCHES

MICRO-SIGNAL SWITCHES

SENSORS

SERIES 2410 - ERGONOMIC FOOT SWITCHES

TO 6 (2.5) A 250 V AC

|  single-pole | Actuator color / printing | Housing color | 6 (2.5) A 250 V AC 5E4 | Connection type | Connection description | Contact distance in mm | Contact material | Operating force in N | Miscellaneous | Stock version |
|--|---|---|------------------------|---|------------------------|------------------------|------------------|--------------------------------------|---|---------------|
| Normally open contact (SPNO) | | | | | | | | | | |
| 2410.0301 |  |  | ● |  | 2 terminals | < 3 | Ag | 31 ±5 | with switch 1005.1801 | ● |
| Changeover switch (SPDT momentary) | | | | | | | | | | |
| 2410.0401 |  |  | ● |  | 3 terminals | < 3 | Ag | 31 ±5 | with switch 1005.1407 | ● |
| Combination | | | | | | | | | | |
|  | Actuator color / printing | Housing color | 6 (2.5) A 250 V AC 5E4 | Connection type | Connection description | Contact distance in mm | Contact material | Operating force in N | Miscellaneous | Stock version |
| Normally open contact (SPNO) double-pole | | | | | | | | | | |
| 2410.1001 |  |  | ● |  | assembled | ≥ 3 | Ag | 45 ±7 | 1 x PE connector (3 000 mm) / 1 x PE coupling (250 mm) 2 x 1005.1802 | ● |
| Normally closed contact (SPNC) / Changeover switch (SPDT momentary) | | | | | | | | | | |
| 2410.0101 |  |  | ● |  | 3 terminals | < 3 | Ag | step 1: 25 N / step 2: 85 N | with switch 1005.1407 with switch 1005.1501 switching in sequence | ● |
| Normally open contact (SPNO) / Changeover switch (SPDT momentary) | | | | | | | | | | |
| 2410.0501 |  |  | ● |  | 5 terminals | < 3 | Ag | step 1: 22 N / step 2: 31 N | with switch 1005.1407 with switch 1005.1801 switching in sequence changeover switch and normally open contact can be connected separately | ● |

ROCKER SWITCHES

PUSHBUTTON SWITCHES

TOGGLE SWITCHES

SLIDE SWITCHES

ROTARY SWITCHES

FOOT SWITCHES

POWER TOOL SWITCHES

TACT AND KEY SWITCHES

SNAP-ACTION SWITCHES

MICRO-SIGNAL SWITCHES

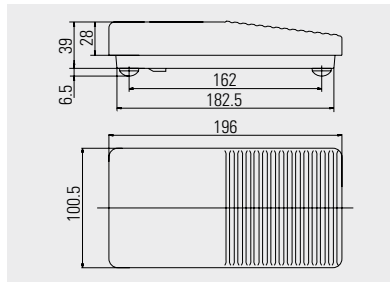
SENSORS

SERIES 2410 - ERGONOMIC FOOT SWITCHES

TO 6 (2.5) A 250 V AC



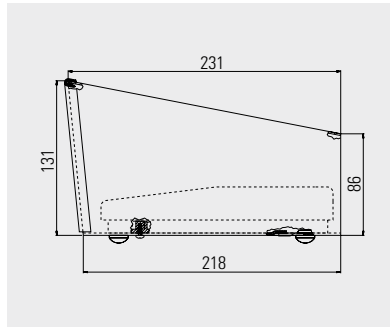
Basic type 2410



Socket terminal M3

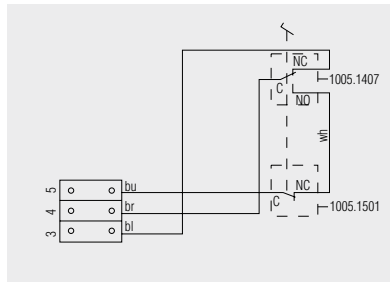


Protection hood
248.008.013

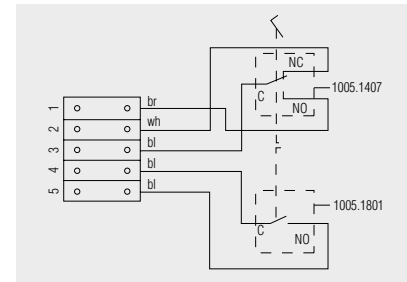


Protection hood of steel sheet in color orange similar to RAL 2004 with edge guard and rubber feet as well as fastening for foot switch of the basic type 2410

Circuit diagram



2410.0101



2410.0501

- bu - blue
- br - brown
- bl - black
- wh - white
- C - common terminal
- NC - normally closed contact
- NO - normally open contact