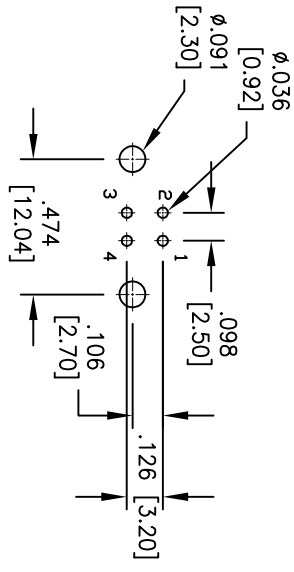
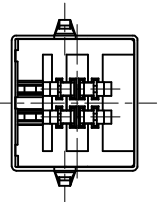
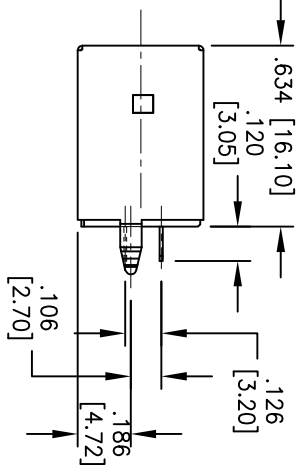
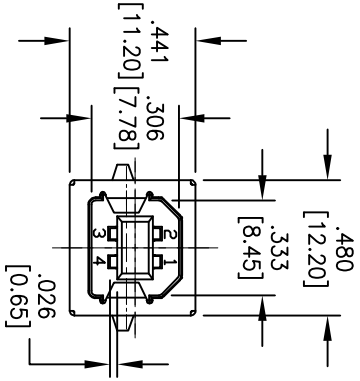
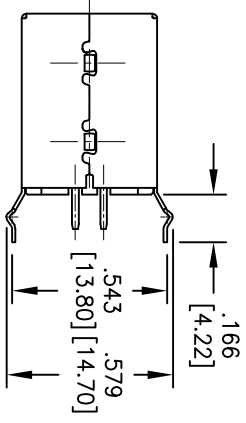


Rev	AWO #	Description	Date	Appr
-		RELEASED	12/3/04	
A		REDRAWN	6/8/11	
B		UPDATED DIM.	9/14/17	HRTY

APPROVED: \_\_\_\_\_ TITLE: \_\_\_\_\_  
 DATE: \_\_\_\_\_



RECOMMENDED  
 PCB LAYOUT  
 TOP VIEW

Pin	Signal	Description
1	VCC	+5V
2	D-	Data -
3	D+	Data +
4	GND	Ground

**SPECIFICATIONS:**  
**Material:**  
 Insulator: PBT, Glass filled, rated UL 94V-0  
 Insulator color: Black  
 Contacts: Phosphor Bronze  
 Shell: Copper Alloy, nickel plated  
**Plating:**  
 Gold flash over Nickel underplate on contact area, Tin over  
 Copper underplate on PCB tails

**Electrical:**  
 Voltage rating: 30 VAC  
 Current rating: 1.5 Amp  
 Contact resistance: 30 mohms max.  
 Insulation resistance: 1000 Mohms min.  
 Dielectric withstanding voltage: 500 VAC  
**Temperature Rating:**  
 Operating temperature: -20°C to +60°C  
**Environmental:**  
 Lead free, RoHS compliant.



UNLESS OTHERWISE SPECIFIED  
 ALL DIMENSIONS ARE INCHES [MM]  
 TOLERANCES: EXCEPT AS NOTED  
 INCHES: ±.10     ØX ±.015  
 .XX ±.020     ØXX ±.015  
 .XXX ±.015     ØXXX ±.010

**ADAM TECH**  
 909 Rahway Avenue, Union, NJ 07083  
 Phone: 908-687-5000 Fax: 908-687-5710

APPROVALS	DATE
DRAWN SS	10/4/04
CHECKED	
APPROVED	

TITLE	SIZE	PART NO.	REV.
UNIVERSAL SERIAL BUS SINGLE PORT, VERTICAL, PCB	X	USB-B-S-VT	B

REF: S00005C SCALE: NTS SHEET 1 OF 1