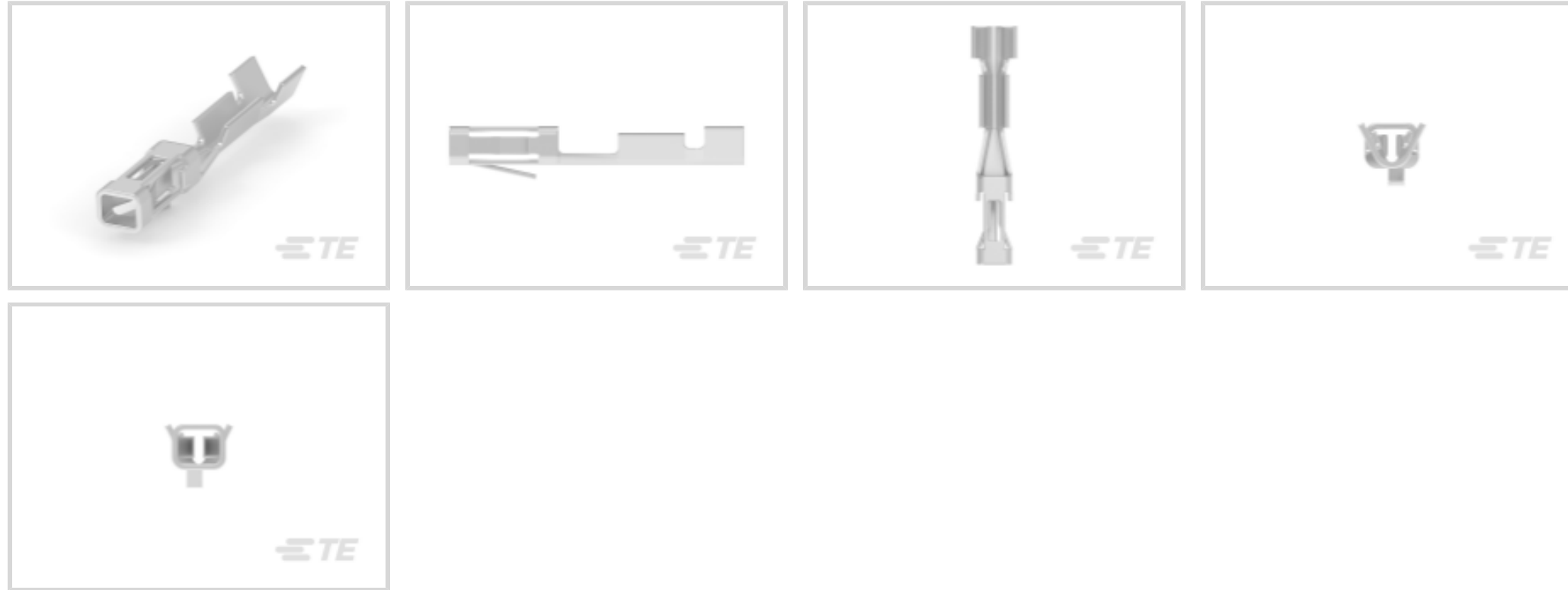




Connectors > PCB Connectors > Wire-to-Board Connectors > Wire-to-Board Connector Contacts



Contact Type: **Socket**

Connector System: **Wire-to-Board**

Wire Size: **.03 – .09 mm²**

Features

Product Type Features

Applied Pressure	Intermediate
Connector System	Wire-to-Board
Connector & Contact Terminates To	Wire & Cable

Configuration Features

Compatible With Wire & Cable Type	Discrete Wire
-----------------------------------	---------------

Contact Features

Mating Square Post Dimension	.64 mm[.025 in]
Wire Contact Termination Area Plating Thickness	2 μm
Wire Contact Termination Area Plating Material	Tin
Contact Mating Area Plating Material Thickness	2 μm
Contact Base Material	Phosphor Bronze
Contact Type	Socket
Contact Mating Area Plating Material	Tin
Contact Current Rating (Max)	3 A

Termination Features



Termination Method to Wire & Cable	Crimp
------------------------------------	-------

Mechanical Attachment

Wire Insulation Support	With
-------------------------	------

Dimensions

Compatible Insulation Diameter Range	1.2 mm [.047 in]
--------------------------------------	------------------

Wire Size	.03 – .09 mm ²
-----------	---------------------------

Usage Conditions

Operating Temperature Range	-65 – 105 °C [-85 – 221 °F]
-----------------------------	-----------------------------

Operation/Application

Circuit Application	Power & Signal
---------------------	----------------

Packaging Features

Packaging Quantity	17500
--------------------	-------

Packaging Method	Reel
------------------	------

Other

Connector Contacts Comment	For 0.63 mm "Round" Post and 0.63 x 0.63 mm "Square" Post.
----------------------------	------------------------------------------------------------

Product Compliance

[For compliance documentation, visit the product page on TE.com>](#)

EU RoHS Directive 2011/65/EU	Compliant
------------------------------	-----------

EU ELV Directive 2000/53/EC	Compliant
-----------------------------	-----------

China RoHS 2 Directive MIIT Order No 32, 2016	No Restricted Materials Above Threshold
-----------------------------------------------	-----------------------------------------

EU REACH Regulation (EC) No. 1907/2006	Current ECHA Candidate List: JUNE 2023 (235) Candidate List Declared Against: JUNE 2023 (235) Does not contain REACH SVHC
----------------------------------------	---------------------------------------------------------------------------------------------------------------------------------

Halogen Content	Low Halogen - Br, Cl, F, I < 900 ppm per homogenous material. Also BFR/CFR/PVC Free
-----------------	-------------------------------------------------------------------------------------

Solder Process Capability	Wave solder capable to 265°C
---------------------------	------------------------------

Product Compliance Disclaimer

This information is provided based on reasonable inquiry of our suppliers and represents our current actual knowledge based on the information they provided. This information is subject to change. The part numbers that TE has identified as EU RoHS compliant have a maximum concentration of 0.1% by weight in homogenous materials for lead, hexavalent chromium, mercury, PBB, PBDE, DBP, BBP, DEHP, DIBP, and 0.01% for cadmium, or qualify for an exemption to these

limits as defined in the Annexes of Directive 2011/65/EU (RoHS2). Finished electrical and electronic equipment products will be CE marked as required by Directive 2011/65/EU. Components may not be CE marked. Additionally, the part numbers that TE has identified as EU ELV compliant have a maximum concentration of 0.1% by weight in homogenous materials for lead, hexavalent chromium, and mercury, and 0.01% for cadmium, or qualify for an exemption to these limits as defined in the Annexes of Directive 2000/53/EC (ELV). Regarding the REACH Regulation, the information TE provides on SVHC in articles for this part number is based on the latest European Chemicals Agency (ECHA) 'Guidance on requirements for substances in articles' posted at this URL: <https://echa.europa.eu/guidance-documents/guidance-on-reach>

Compatible Parts



TE Part # 925370-5
MOD IV REC HSG 2X5P.



TE Part # 925366-8
MOD 4 REC.HSG 1X08P



TE Part # 926476-3
MOD 4 HSG



TE Part # 925370-6
MOD.IV REC HSG, 2X6P



TE Part # 926476-8
MOD 4 HSG



TE Part # 925369-4
MOD IV HSG



TE Part # 926475-3
03P MODU 4 HSG.S.R.



TE Part # 926475-4
MOD 4 HSG



TE Part # 925369-3
MOD 4 REC.HSG 1X03P




TE Part # 925369-6
MOD 4 REC.HSG 1X06P



TE Part # 925370-2
MOD IV REC HSG, 2X2P



TE Part # 925369-2
MOD 4 REC.HSG 1X02P



TE Part # 925366-2
MOD 4 REC.HSG 1X02P



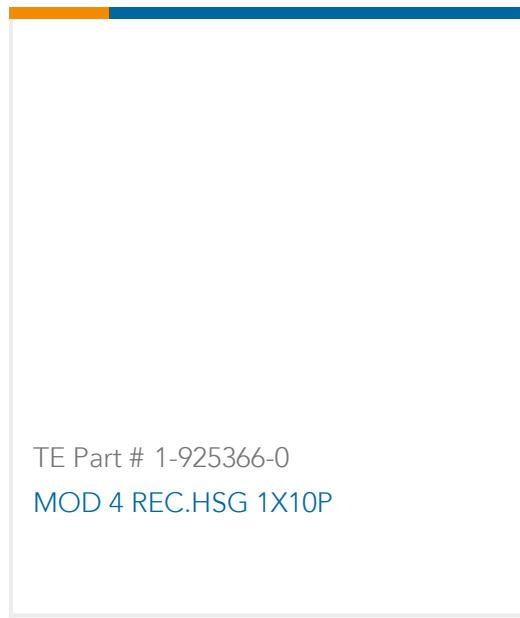
TE Part # 925370-4
MOD IV REC HSG 2X4 POS



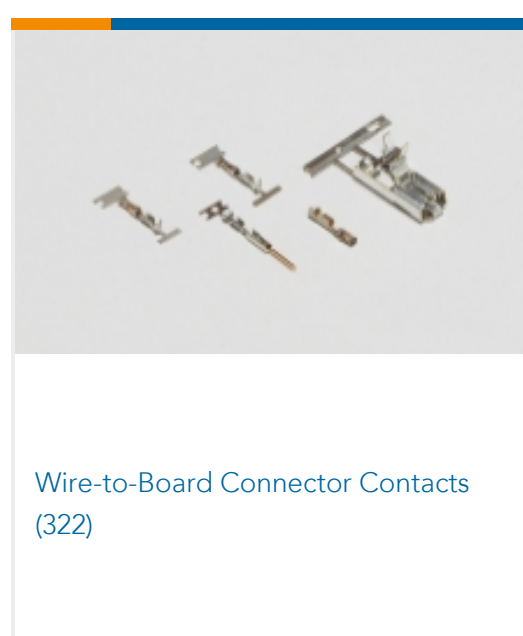
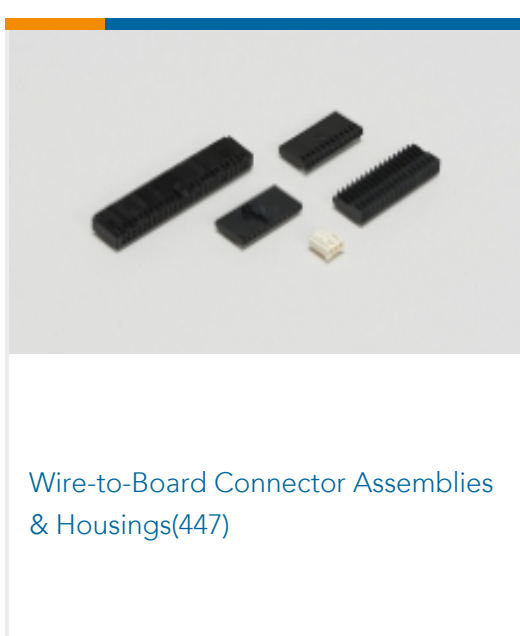




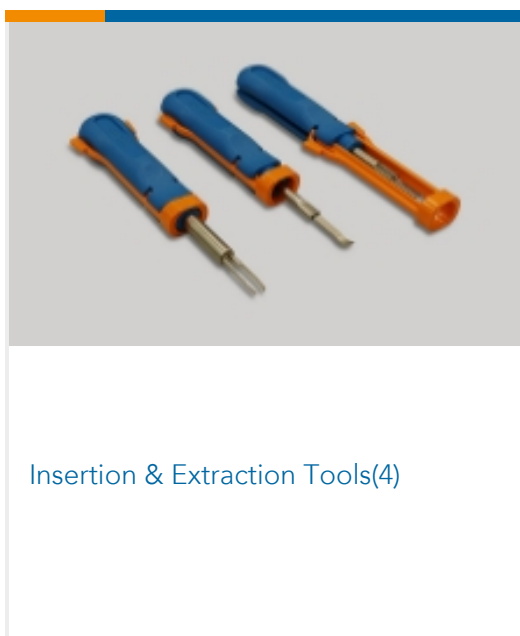


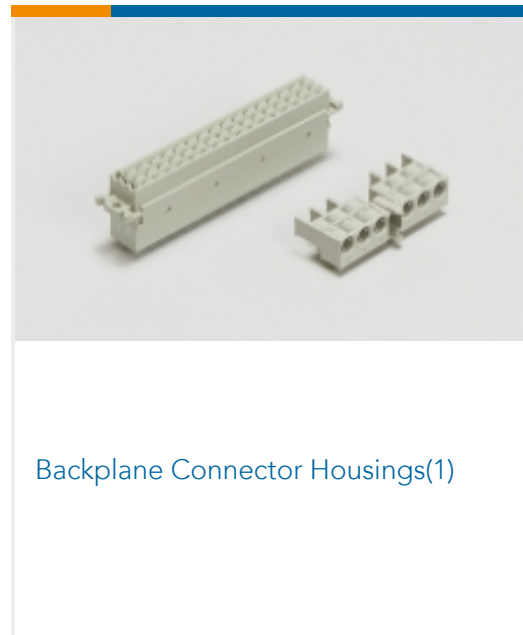
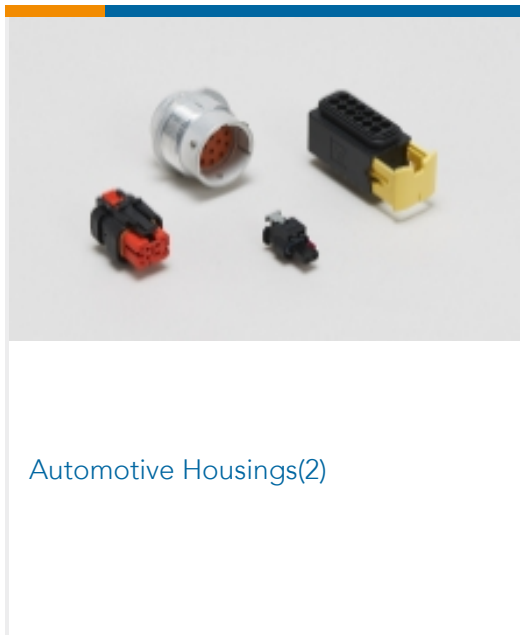
TE Part # 925367-4
MOD 4 REC.HSG 2X04P



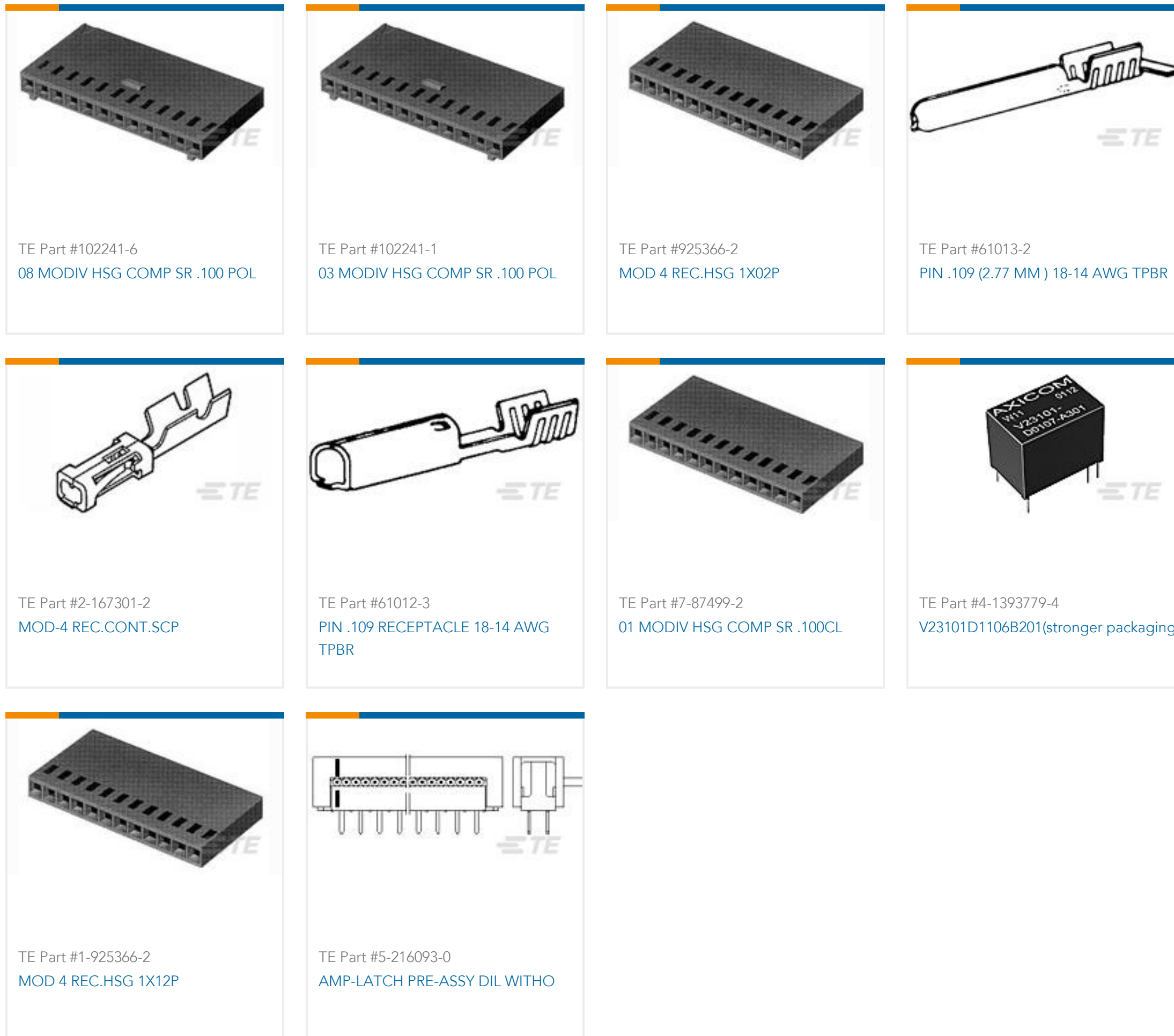
TE Part # 925369-5
MOD 4 REC.HSG 1X05P



Also in the Series | **AMPMODU IV/V**



Customers Also Bought



Documents

Product Drawings

[MOD-4 REC.CONT.SCP.](#)

English

CAD Files

Customer View Model

[ENG_CVM_167021-3_A.3d_igs.zip](#)

English

Customer View Model

[ENG_CVM_167021-3_A.3d_stp.zip](#)

English

Customer View Model

[ENG_CVM_167021-3_A.2d_dxf.zip](#)

English

3D PDF

English

By downloading the CAD file I accept and agree to the [Terms and Conditions](#) of use.

Datasheets & Catalog Pages



[AMPMODU Interconnection System](#)

[AMPMODU Interconnection System](#)

English

[Product Environmental Compliance](#)

[Product Compliance](#)

English

[Product Compliance](#)

English