



## HIRSCHMANN MOBILITY

### GNSS (GPS/GLONASS)

### Magnetic Antenna

### GNSS 9 M/Series

### Part Number 602-439-XXX

#### Features

- For interior and exterior mounting at vehicle
- For Car Navigation Systems, Fleet Management Systems, Traffic Guidance Systems and Vehicle Location

#### Technical Data

Dimensions	38 mm x 34 mm x 15.5 mm
Weight	70 g
Temperature range	Operations: -40°C - +85°C Storage: -40°C - +85°C
Protection class	IP6k7 (acc. ISO 20653)
Cable type	RG 174

## Technical Data

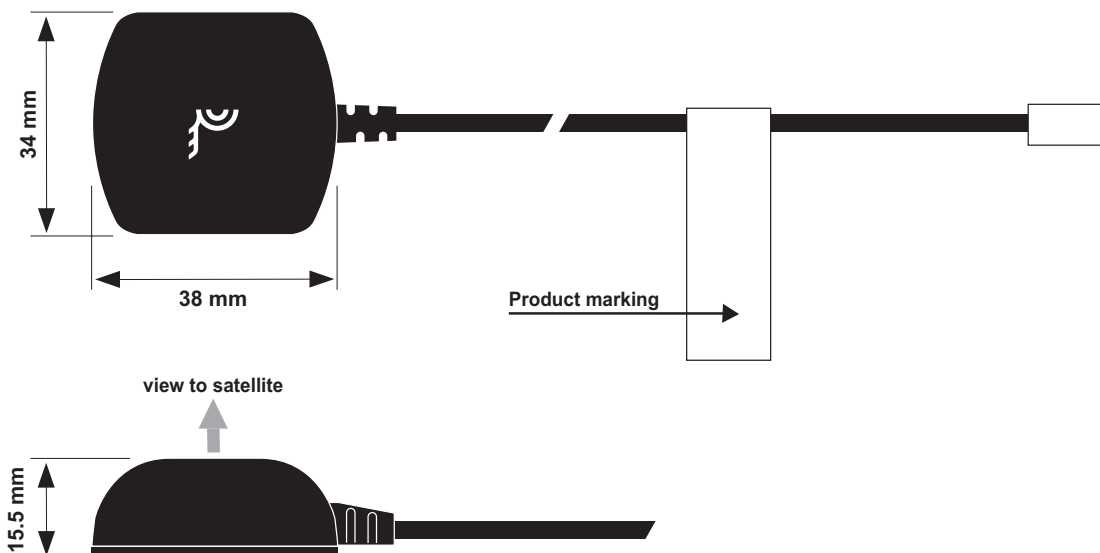
GNSS	
Frequency range	GPS: 1.57542 GHz $\pm$ 1.023 MHz (L1-band) GLONASS: 1602.0 - 1614.94 MHz
Impedance	50 Ohm
VSWR	< 1.5
Polarization	RHCP
Gain	typ. 2 dBic* at 90° Elevation
Amplification	typ. 27 dB $\pm$ 1 dB
Noise figure	typ. 1.4 dB
Voltage supply	2.7 V - 5.5 VDC remote fed by GLONASS/GPS receiver through signal cable
Current consumption	$\leq$ 13 mA @ 5 V $\pm$ 0.5 V

\* dBic: referenced to an isotropic radiator, circular polarization

## Versions

PN	Description	GNSS	Accessories
602-439-001	GNSS 9 M/SMA/3.0	3000 +50 mm SMAM	-
602-439-004	GNSS 9 M/FAKRAF/5.0	5000 +50 mm FAKRAF, C blue	Double side sticky pad
602-439-006	GNSS 9 M/SMA/3.0/adhesive	3000 +30 mm SMAM straight	Double side sticky pad

## Technical Drawing



## Installation

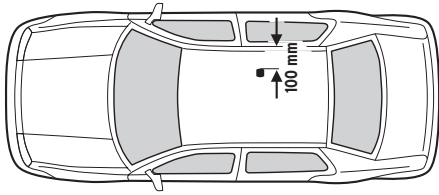


Fig. 1



Fig. 2

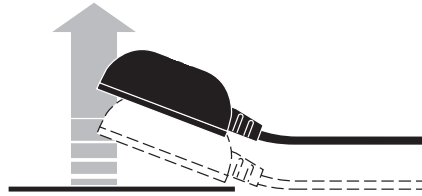


Fig. 3

[te.com/hirschmann-mobility](https://te.com/hirschmann-mobility)

[hirschmann-mobility@te.com](mailto:hirschmann-mobility@te.com)

**Hirschmann Car Communication GmbH,**  
a TE Connectivity Company  
Stuttgarter Strasse 45-51  
72654 Neckartenzlingen | Germany  
Phone: +49 7127 14-0 | Fax: +49 7127 14-1428

TE, TE Connectivity, and TE connectivity (logo) are trademarks.  
Hirschmann, GLONASS and FAKRA are trademarks.  
Other products and/or company names might be trademarks of their respective owners.

**DISCLAIMER** While TE Connectivity (TE) has made every reasonable effort to ensure the accuracy of the information in this data sheet, TE does not guarantee that it is error-free, nor does TE make any other representation, warranty or guarantee that the information is accurate, correct, reliable or current. TE reserves the right to make any adjustments to the information contained herein at any time without notice. TE expressly disclaims all implied warranties regarding the information contained herein, including, but not limited to, any implied warranties of merchantability or fitness for a particular purpose. The dimensions in this data sheet are for reference purposes only and are subject to change without notice. Specifications are subject to change without notice. Consult TE for the latest dimensions and design specifications.

© 2020 TE Connectivity. All Rights Reserved. | Published 04-2020

# Mouser Electronics

Authorized Distributor

Click to View Pricing, Inventory, Delivery & Lifecycle Information:

[TE Connectivity:](#)

[602439001](#)