

# Pushbutton round, IP65

## Equipment consisting of (schematic overview)



Front bezel set

Page 202



Lens

Page 199

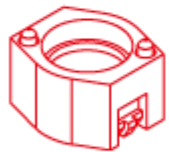


Marking Plate

Page 201

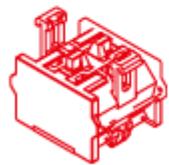


Actuator



Bayonet flange

Page 203

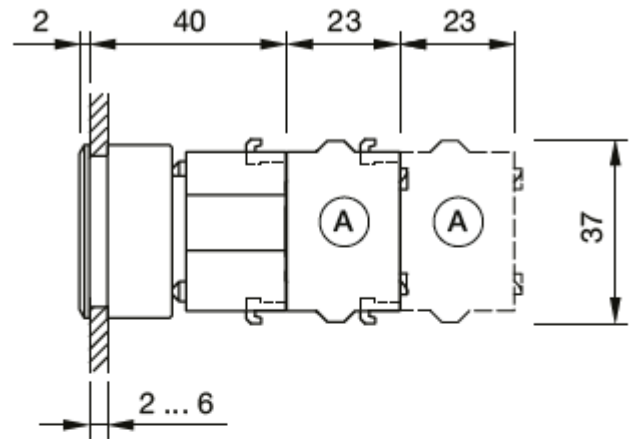


Switching element

Page 213

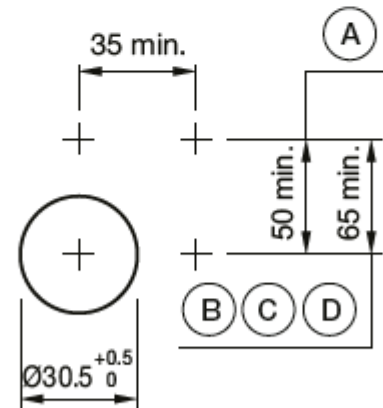
Each Part Number listed below includes all the black components shown in the 3D-drawing.

To obtain a complete unit, please select the red components from the pages shown.



Dimensions [mm]

A = Screw terminal



Mounting cut-outs [mm]

A = Screw terminal

B = Push-in terminal (PIT)

C = Plug-in terminal 6.3 mm x 0.8 mm

D = Double plug-in terminal 6.3 mm x 0.8 mm

