

DIN RAIL BOXES

DIN Rail Standard Height Module Boxes

- Snap fit modular design for ease of assembly and custom kitting
- Base fits 35mm DIN rail or directly to flat surface
- Moulded in light grey UL94-V0 flame retardant polycarbonate
- Carries up to 3 PCBs horizontally or 2 vertically
- Snap fit terminal cover options for IP20 finger protection
- Snap in covers available in grey, clear, transparent red and smoked
- Standard enclosure consists of base, top and rail/wall clips

- Open top as standard, solid top, vented and extended wall options available
- Covers and terminal guards ordered separately and can be supplied in kits
- Easily customised covers and terminal guards
- Enclosed base offers isolation from DIN rail
- Front panel ideal for screen printing and recessed solid top for labels and membranes
- Other colours and EMC shielding available to order

CNMB



	BOX LENGTH	HORIZONTAL PCB SIZES			VERTICAL PCB SIZES		PCB FIXING BOSS	
		A	B	C	D	E	X	Y
CNMB/1-	17.5mm	86.5x14mm	57x14mm	41.8x14mm	34x59.6mm	40x14.8mm	6.2mm	18.3mm
CNMB/2-	36mm	86.5x33mm	57x32mm	42x32mm	34x59.6mm	40x33mm	6.2mm	18.3mm
CNMB/3-	53mm	86.5x50mm	57x49mm	42x49mm	34x59.6mm	40x50mm	8.8mm	18.3mm
CNMB/4-	71mm	86.5x68mm	57x67mm	42x67mm	34x59.6mm	40x68mm	8.8mm	18.3mm
CNMB/5-	88mm	86.5x84mm	57x83mm	42x83mm	34x59.6mm	40x84mm	8.8mm	18.3mm
CNMB/6-	106mm	86.5x103mm	57x102mm	42x102mm	34x59.6mm	40x103mm	8.9mm	18.3mm
CNMB/9-	159mm	86.5x156mm	57x155.5mm	42x155mm	34x59.6mm	40x155mm	8.9mm	18.3mm
CNMB/12-	212mm	86.5x208mm	57x207mm	57x207mm	34x59.6mm	40x208mm	8.9mm	18.3mm

For double row terminals covers both sides, add /2 to type No. (e.g. CNMB/3/2)

For single row terminals cover one side only, add /1 to type No. (e.g. CNMB/3/1)

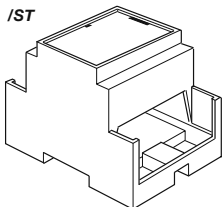
Box supplied with open top as standard

For solid recessed top used for membrane keypads or clear covers to enclose labels, add /ST to type No. (e.g. CNMB/3/ST/2)

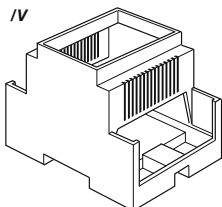
For cooling vents both sides add /V to type No. (e.g. CNMB/3/V/2)

For extended side walls which meet the lower PCB behind terminals, add /W to type No. (e.g. CNMB/3/W/2)

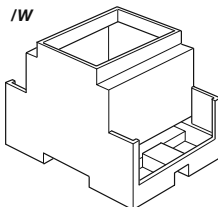
Solid Top
/ST



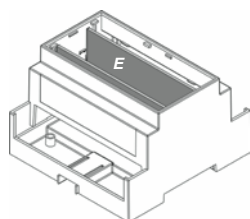
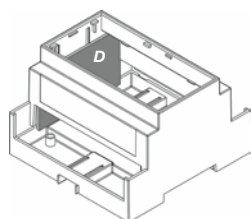
Vented Sides
/V



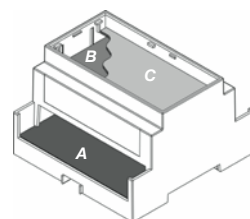
Extended Walls
/W



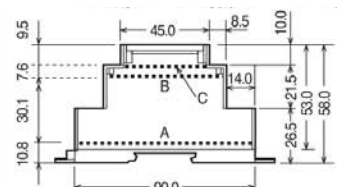
Vertical PCB Positions



Horizontal PCB Positions

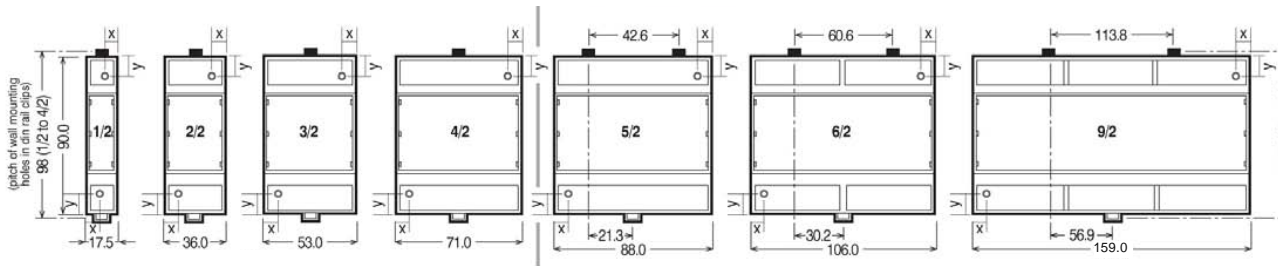


Horizontal PCB Sizes

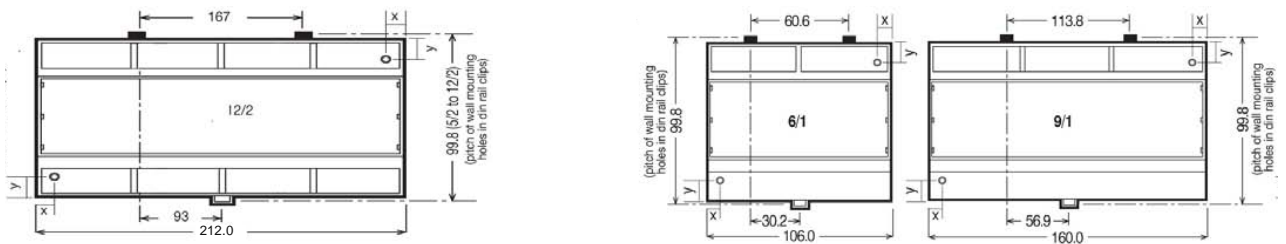


DIN RAIL BOXES

Double Row Terminals/ covers both sides



Single Row Terminals/ covers on one side

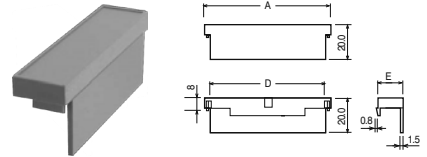


Terminal Guards Solid

TYPE NO.	STYLE	A	D	E
CNMB/1/TGS	Solid	17.5mm	15.0mm	14.3mm
CNMB/2/TGS	Solid	35.5mm	29.9mm	13.8mm
CNMB/3/TGS	Solid	52.8mm	45.5mm	13.8mm
CNMB/4/TGS	Solid	70.6mm	59.9mm	13.8mm
CNMB/5/TGS	Solid	87.6mm	79.5mm	13.8mm

*For 6, 9 & 12 Size Module Use CNMB/3TGS

CNMB/ TGS

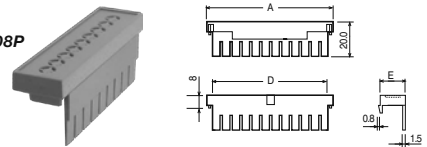


5.08mm pitch perforated

TYPE NO.	STYLE	A	D	E
CNMB/1/TG508P	Solid	17.5mm	15.0mm	14.3mm
CNMB/2/TG508P	Solid	35.5mm	29.9mm	13.8mm
CNMB/3/TG508P	Solid	52.8mm	45.5mm	13.8mm
CNMB/4/TG508P	Solid	70.6mm	59.9mm	13.8mm
CNMB/5/TG508P	Solid	87.6mm	79.5mm	13.8mm

*For 6, 9 & 12 Size Module Use CNMB/3TG508P

CNMB/ ITG508P

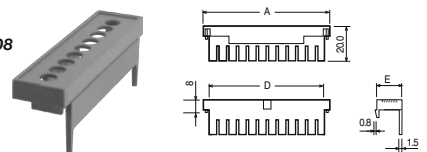


5.08mm pitch pre-drilled

TYPE NO.	STYLE	POLES	A	B	C	D	E
CNMB/1/TG508	Pre-Drilled	3	17.5mm	2.3mm	2.3mm	15.0mm	14.3mm
CNMB/2/TG508	Pre-Drilled	6	35.5mm	0.9mm	2.7mm	29.9mm	13.8mm
CNMB/3/TG508	Pre-Drilled	9	52.8mm	2.3mm	2.3mm	45.5mm	13.8mm
CNMB/4/TG508	Pre-Drilled	12	70.6mm	2.7mm	5.8mm	59.9mm	13.8mm
CNMB/5/TG508	Pre-Drilled	15	87.6mm	2.7mm	5.8mm	79.5mm	13.8mm

For 6, 9 & 12 Size Module Use CNMB/3/TG508

CNMB/ ITG508

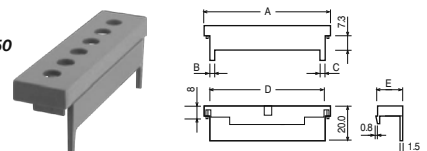


7.5mm pitch pre-drilled

TYPE NO.	STYLE	POLES	A	B	C	D	E
CNMB/1/TG750	Pre-Drilled	2	17.5mm	2.3mm	2.3mm	15.0mm	14.3mm
CNMB/2/TG750	Pre-Drilled	4	35.5mm	0.9mm	2.7mm	29.9mm	13.8mm
CNMB/3/TG750	Pre-Drilled	6	52.8mm	2.3mm	2.3mm	45.5mm	13.8mm
CNMB/4/TG750	Pre-Drilled	8	70.6mm	2.7mm	5.8mm	59.9mm	13.8mm
CNMB/5/TG750	Pre-Drilled	10	87.6mm	2.7mm	5.8mm	79.5mm	13.8mm

For 6, 9 & 12 Size Module Use CNMB/3/TG750

CNMB/ ITG750

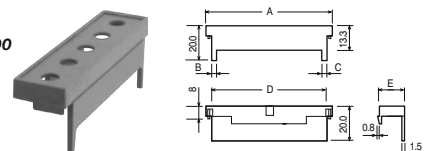


10.16mm pitch pre-drilled

TYPE NO.	STYLE	POLES	A	B	C	D	E
CNMB/1/TG100	Pre-Drilled	2	17.5mm	1.0mm	1.0mm	15.0mm	14.3mm
CNMB/2/TG100	Pre-Drilled	3	35.5mm	0.9mm	0.9mm	29.9mm	13.8mm
CNMB/3/TG100	Pre-Drilled	5	52.8mm	1.0mm	1.0mm	45.5mm	13.8mm
CNMB/4/TG100	Pre-Drilled	6	70.6mm	2.7mm	2.7mm	59.9mm	13.8mm
CNMB/5/TG100	Pre-Drilled	7	87.6mm	2.7mm	5.8mm	79.5mm	13.8mm

For 6, 9 & 12 Size Module use CNMB/3/TG100

CNMB/ ITG100



+44 (0)1638 716101
info@camdenboss.com
www.camdenboss.com

We operate a constant improvement policy,
our products are subject to change without notice.

CAMDENBOSS
ELECTRONICS & ENCLOSURES