

## CHIP COIL (CHIP INDUCTORS) LQG15HS□□□□02D REFERENCE SPECIFICATION

### 1. Scope

This reference specification applies to LQG15HS\_02 series, for Chip Coil (Chip Inductors).

### 2. Part Numbering

(ex) LQ G 15 H S 1N0 S 0 2 D  
 Product ID Structure Dimension Applications Category Inductance Tolerance Features Electrode Packaging  
 (L × W) and Characteristics D:Taping \*B:BULK

\*Bulk packing (B) also available

### 3. Rating

•Operating Temperature Range  $-55^{\circ}\text{C}$  to  $+125^{\circ}\text{C}$

•Storage Temperature Range  $-55^{\circ}\text{C}$  to  $+125^{\circ}\text{C}$

| Customer Part Number | MURATA Part Number | Inductance (nH) | Tolerance   | Q (min.) | DC Resistance ( $\Omega$ max.) | Self Resonant Frequency (MHz min.) | Rated Current (mA) |      |     |      |     |     |      |     |     |     |
|----------------------|--------------------|-----------------|---|----------|--------------------------------|------------------------------------|--------------------|------|-----|------|-----|-----|------|-----|-----|-----|
|                      | LQG15HS1N0B02D     | 1.0             | B: $\pm 0.1\text{nH}$<br>C: $\pm 0.2\text{nH}$<br>S: $\pm 0.3\text{nH}$ | 8        | 0.07                           | 10000                              | 1000               |      |     |      |     |     |      |     |     |     |
|                      | LQG15HS1N0C02D     |                 |   |          |                                |                                    |                    |      |     |      |     |     |      |     |     |     |
|                      | LQG15HS1N0S02D     |                 |   |          |                                |                                    |                    |      |     |      |     |     |      |     |     |     |
|                      | LQG15HS1N1B02D     | 1.1             |   |          |                                | 0.08                               |                    | 6000 | 950 |      |     |     |      |     |     |     |
|                      | LQG15HS1N1C02D     |                 |   |          |                                |                                    |                    |      |     |      |     |     |      |     |     |     |
|                      | LQG15HS1N1S02D     |                 |   |          |                                |                                    |                    |      |     |      |     |     |      |     |     |     |
|                      | LQG15HS1N2B02D     | 1.2             |   |          |                                |                                    |                    |      |     | 0.09 | 900 | 850 |      |     |     |     |
|                      | LQG15HS1N2C02D     |                 |   |          |                                |                                    |                    |      |     |      |     |     |      |     |     |     |
|                      | LQG15HS1N2S02D     |                 |   |          |                                |                                    |                    |      |     |      |     |     |      |     |     |     |
|                      | LQG15HS1N3B02D     | 1.3             |   |          |                                |                                    |                    |      |     |      |     |     | 0.11 | 800 | 750 |     |
|                      | LQG15HS1N3C02D     |                 |   |          |                                |                                    |                    |      |     |      |     |     |      |     |     |     |
|                      | LQG15HS1N3S02D     |                 |   |          |                                |                                    |                    |      |     |      |     |     |      |     |     |     |
|                      | LQG15HS1N5B02D     | 1.5             |   |          | 0.12                           |                                    | 800                |      |     |      |     |     |      |     |     | 750 |
|                      | LQG15HS1N5C02D     |                 |   |          |                                |                                    |                    |      |     |      |     |     |      |     |     |     |
|                      | LQG15HS1N5S02D     |                 |   |          |                                |                                    |                    |      |     |      |     |     |      |     |     |     |
|                      | LQG15HS1N6B02D     | 1.6             |   |          |                                | 0.125                              |                    |      | 800 |      |     |     |      |     |     |     |
|                      | LQG15HS1N6C02D     |                 |   |          |                                |                                    |                    |      |     |      |     |     |      |     |     |     |
|                      | LQG15HS1N6S02D     |                 |   |          |                                |                                    |                    |      |     |      |     |     |      |     |     |     |
|                      | LQG15HS1N8B02D     | 1.8             |   |          |                                |                                    |                    |      |     | 0.14 |     | 800 |      |     |     |     |
|                      | LQG15HS1N8C02D     |                 |   |          |                                |                                    |                    |      |     |      |     |     |      |     |     |     |
|                      | LQG15HS1N8S02D     |                 |   |          |                                |                                    |                    |      |     |      |     |     |      |     |     |     |
|                      | LQG15HS2N0B02D     | 2.0             |   | 0.14     |                                |                                    |                    |      |     |      |     |     | 800  |     | 750 |     |
|                      | LQG15HS2N0C02D     |                 |   |          |                                |                                    |                    |      |     |      |     |     |      |     |     |     |
|                      | LQG15HS2N0S02D     |                 |   |          |                                |                                    |                    |      |     |      |     |     |      |     |     |     |
|                      | LQG15HS2N2B02D     | 2.2             |   |          | 0.14                           |                                    |                    | 800  |     |      |     |     |      |     |     | 750 |
|                      | LQG15HS2N2C02D     |                 |   |          |                                |                                    |                    |      |     |      |     |     |      |     |     |     |
|                      | LQG15HS2N2S02D     |                 |   |          |                                |                                    |                    |      |     |      |     |     |      |     |     |     |
|                      | LQG15HS2N4B02D     | 2.4             |   |          |                                | 0.14                               |                    |      |     |      | 800 |     |      |     |     |     |
|                      | LQG15HS2N4C02D     |                 |   |          |                                |                                    |                    |      |     |      |     |     |      |     |     |     |
|                      | LQG15HS2N4S02D     |                 |   |          |                                |                                    |                    |      |     |      |     |     |      |     |     |     |
|                      | LQG15HS2N7B02D     | 2.7             |   |          |                                |                                    |                    |      |     | 0.14 |     |     |      | 800 |     |     |
|                      | LQG15HS2N7C02D     |                 |   |          |                                |                                    |                    |      |     |      |     |     |      |     |     |     |
|                      | LQG15HS2N7S02D     |                 |   |          |                                |                                    |                    |      |     |      |     |     |      |     |     |     |
|                      | LQG15HS3N0B02D     | 3.0             |   | 0.14     |                                |                                    | 800                |      |     |      |     |     |      |     | 750 |     |
|                      | LQG15HS3N0C02D     |                 |   |          |                                |                                    |                    |      |     |      |     |     |      |     |     |     |
|                      | LQG15HS3N0S02D     |                 |   |          |                                |                                    |                    |      |     |      |     |     |      |     |     |     |
|                      | LQG15HS3N3B02D     | 3.3             |   |          | 0.14                           |                                    |                    |      | 800 |      |     |     |      |     |     | 750 |
|                      | LQG15HS3N3C02D     |                 |   |          |                                |                                    |                    |      |     |      |     |     |      |     |     |     |
|                      | LQG15HS3N3S02D     |                 |   |          |                                |                                    |                    |      |     |      |     |     |      |     |     |     |
|                      | LQG15HS3N6B02D     | 3.6             |   |          |                                | 0.14                               |                    |      |     |      |     | 800 |      |     |     |     |
|                      | LQG15HS3N6C02D     |                 |   |          |                                |                                    |                    |      |     |      |     |     |      |     |     |     |
|                      | LQG15HS3N6S02D     |                 |   |          |                                |                                    |                    |      |     |      |     |     |      |     |     |     |

| Customer Part Number | MURATA Part Number | Inductance (nH) | Tolerance   | Q (min.) | DC Resistance ( $\Omega$ max. ) | Self Resonant Frequency (MHz min. ) | Rated Current (mA) |
|----------------------|--------------------|-----------------|---|----------|---------------------------------|-------------------------------------|--------------------|
|                      | LQG15HS3N9B02D     | 3.9             | B: $\pm 0.1$ nH<br>C: $\pm 0.2$ nH<br>S: $\pm 0.3$ nH | 8        | 0.14                            | 6000                                | 750                |
|                      | LQG15HS3N9C02D     |                 |   |          |                                 |                                     |                    |
|                      | LQG15HS3N9S02D     |                 |   |          |                                 |                                     |                    |
|                      | LQG15HS4N3B02D     | 4.3             |   |          |                                 |                                     |                    |
|                      | LQG15HS4N3C02D     |                 |   |          |                                 |                                     |                    |
|                      | LQG15HS4N3S02D     |                 |   |          |                                 |                                     |                    |
|                      | LQG15HS4N7B02D     | 4.7             |   |          |                                 |                                     |                    |
|                      | LQG15HS4N7C02D     |                 |   |          |                                 |                                     |                    |
|                      | LQG15HS4N7S02D     |                 |   |          |                                 |                                     |                    |
|                      | LQG15HS5N1B02D     | 5.1             |   |          |                                 |                                     |                    |
|                      | LQG15HS5N1C02D     |                 |   |          |                                 |                                     |                    |
|                      | LQG15HS5N1S02D     |                 |   |          |                                 |                                     |                    |
|                      | LQG15HS5N6B02D     | 5.6             |   |          |                                 |                                     |                    |
|                      | LQG15HS5N6C02D     |                 |   |          |                                 |                                     |                    |
|                      | LQG15HS5N6S02D     |                 |   |          |                                 |                                     |                    |
|                      | LQG15HS6N2B02D     | 6.2             |   |          |                                 |                                     |                    |
|                      | LQG15HS6N2C02D     |                 |   |          |                                 |                                     |                    |
|                      | LQG15HS6N2S02D     |                 |   |          |                                 |                                     |                    |
|                      | LQG15HS6N8G02D     | 6.8             | G: $\pm 2\%$<br>H: $\pm 3\%$<br>J: $\pm 5\%$          | 8        | 0.20                            | 4500                                | 600                |
|                      | LQG15HS6N8H02D     |                 |   |          |                                 |                                     |                    |
|                      | LQG15HS6N8J02D     |                 |   |          |                                 |                                     |                    |
|                      | LQG15HS7N5G02D     | 7.5             |   |          |                                 |                                     |                    |
|                      | LQG15HS7N5H02D     |                 |   |          |                                 |                                     |                    |
|                      | LQG15HS7N5J02D     |                 |   |          |                                 |                                     |                    |
|                      | LQG15HS8N2G02D     | 8.2             |   |          |                                 |                                     |                    |
|                      | LQG15HS8N2H02D     |                 |   |          |                                 |                                     |                    |
|                      | LQG15HS8N2J02D     |                 |   |          |                                 |                                     |                    |
|                      | LQG15HS9N1G02D     | 9.1             |   |          |                                 |                                     |                    |
|                      | LQG15HS9N1H02D     |                 |   |          |                                 |                                     |                    |
|                      | LQG15HS9N1J02D     |                 |   |          |                                 |                                     |                    |
|                      | LQG15HS10NG02D     | 10              |   |          |                                 |                                     |                    |
|                      | LQG15HS10NH02D     |                 |   |          |                                 |                                     |                    |
|                      | LQG15HS10NJ02D     |                 |   |          |                                 |                                     |                    |
|                      | LQG15HS12NG02D     | 12              |   |          |                                 |                                     |                    |
|                      | LQG15HS12NH02D     |                 |   |          |                                 |                                     |                    |
|                      | LQG15HS12NJ02D     |                 |   |          |                                 |                                     |                    |
|                      | LQG15HS15NG02D     | 15              |   |          |                                 |                                     |                    |
|                      | LQG15HS15NH02D     |                 |   |          |                                 |                                     |                    |
|                      | LQG15HS15NJ02D     |                 |   |          |                                 |                                     |                    |
|                      | LQG15HS18NG02D     | 18              |   |          |                                 |                                     |                    |
|                      | LQG15HS18NH02D     |                 |   |          |                                 |                                     |                    |
|                      | LQG15HS18NJ02D     |                 |   |          |                                 |                                     |                    |
|                      | LQG15HS22NG02D     | 22              |   |          |                                 |                                     |                    |
|                      | LQG15HS22NH02D     |                 |   |          |                                 |                                     |                    |
|                      | LQG15HS22NJ02D     |                 |   |          |                                 |                                     |                    |
|                      | LQG15HS27NG02D     | 27              |   |          |                                 |                                     |                    |
|                      | LQG15HS27NH02D     |                 |   |          |                                 |                                     |                    |
|                      | LQG15HS27NJ02D     |                 |   |          |                                 |                                     |                    |
|                      | LQG15HS33NG02D     | 33              |   |          |                                 |                                     |                    |
|                      | LQG15HS33NH02D     |                 |   |          |                                 |                                     |                    |
|                      | LQG15HS33NJ02D     |                 |   |          |                                 |                                     |                    |
|                      | LQG15HS39NG02D     | 39              |   |          |                                 |                                     |                    |
|                      | LQG15HS39NH02D     |                 |   |          |                                 |                                     |                    |
|                      | LQG15HS39NJ02D     |                 |   |          |                                 |                                     |                    |

| Customer Part Number | MURATA Part Number | Inductance (nH) | Tolerance                                    | Q (min.) | DC Resistance ( $\Omega$ max. ) | Self Resonant Frequency (MHz min. ) | Rated Current (mA) |
|----------------------|--------------------|-----------------|--|----------|---------------------------------|-------------------------------------|--------------------|
|                      | LQG15HS47NG02D     | 47              | G: $\pm 2\%$<br>H: $\pm 3\%$<br>J: $\pm 5\%$ | 8        | 0.72                            | 1000                                | 300                |
|                      | LQG15HS47NH02D     |                 |  |          |                                 |                                     |                    |
|                      | LQG15HS47NJ02D     |                 |  |          |                                 |                                     |                    |
|                      | LQG15HS56NG02D     | 56              |  |          | 0.82                            | 800                                 | 250                |
|                      | LQG15HS56NH02D     |                 |  |          |                                 |                                     |                    |
|                      | LQG15HS56NJ02D     |                 |  |          |                                 |                                     |                    |
|                      | LQG15HS68NG02D     | 68              |  |          | 0.92                            | 800                                 | 250                |
|                      | LQG15HS68NH02D     |                 |  |          |                                 |                                     |                    |
|                      | LQG15HS68NJ02D     |                 |  |          |                                 |                                     |                    |
|                      | LQG15HS82NG02D     | 82              |  |          | 1.20                            | 700                                 | 200                |
|                      | LQG15HS82NH02D     |                 |  |          |                                 |                                     |                    |
|                      | LQG15HS82NJ02D     |                 |  |          |                                 |                                     |                    |
|                      | LQG15HSR10G02D     | 100             |  |          | 1.25                            | 600                                 |                    |
|                      | LQG15HSR10H02D     |                 |  |          |                                 |                                     |                    |
|                      | LQG15HSR10J02D     |                 |  |          |                                 |                                     |                    |
|                      | LQG15HSR12G02D     | 120             |  |          | 1.30                            | 150                                 |                    |
|                      | LQG15HSR12H02D     |                 |  |          |                                 |                                     |                    |
|                      | LQG15HSR12J02D     |                 |  |          |                                 |                                     |                    |
|                      | LQG15HSR15G02D     | 150             |  |          | 2.99                            | 550                                 |                    |
|                      | LQG15HSR15H02D     |                 |  |          |                                 |                                     |                    |
|                      | LQG15HSR15J02D     |                 |  |          |                                 |                                     |                    |
|                      | LQG15HSR18G02D     | 180             |  |          | 3.38                            | 500                                 |                    |
|                      | LQG15HSR18H02D     |                 |  |          |                                 |                                     |                    |
|                      | LQG15HSR18J02D     |                 |  |          |                                 |                                     |                    |
|                      | LQG15HSR22G02D     | 220             | 3.77   | 450      | 120                             |                                     |                    |
|                      | LQG15HSR22H02D     |                 |  |          |                                 |                                     |                    |
|                      | LQG15HSR22J02D     |                 |  |          |                                 |                                     |                    |
|                      | LQG15HSR27G02D     | 270             | 4.94   | 400      | 110                             |                                     |                    |
|                      | LQG15HSR27H02D     |                 |  |          |                                 |                                     |                    |
|                      | LQG15HSR27J02D     |                 |  |          |                                 |                                     |                    |

#### 4. Testing Conditions

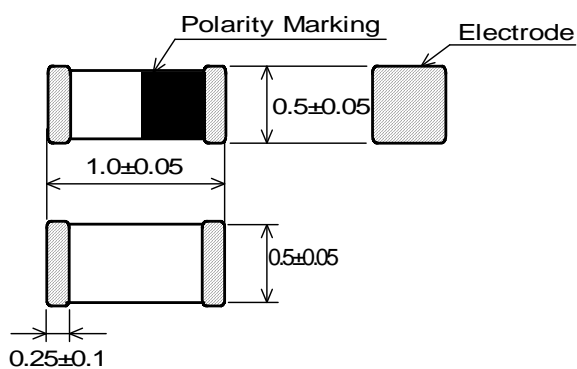
《Unless otherwise specified》

Temperature : Ordinary Temperature / 15°C to 35°C  
Humidity : Ordinary Humidity / 25%(RH) to 85%(RH)

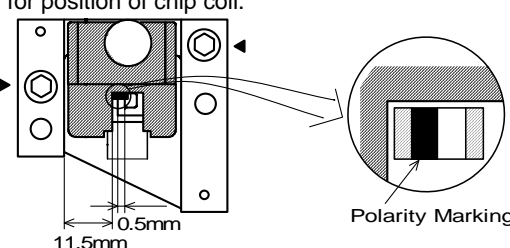
《In case of doubt》

Temperature : 20°C  $\pm$  2°C  
Humidity : 60%(RH) to 70%(RH)  
Atmospheric Pressure : 86kPa to 106 kPa

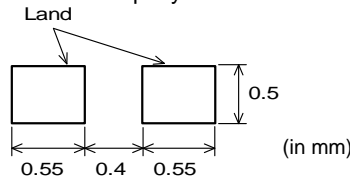
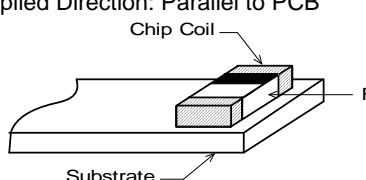
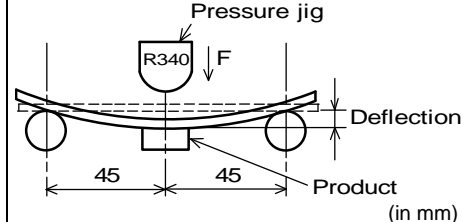
#### 5. Appearance and Dimensions



**6. Electrical Performance**

| No. | Item                            | Specification                                       | Test Method  |
|-----|---------------------------------|---|--|
| 6.1 | Inductance                      | Inductance shall meet item 3.                       | <p>Measuring Equipment:<br/>KEYSIGHT 4291A or equivalent</p> <p>Measuring Frequency: 100MHz</p> <p>Measuring Condition:<br/>Test signal level/ about 7dBm<br/>Electrical length/ 0.94cm<br/>Weight/ about 1N to 5N</p> <p>Measuring Fixture: KEYSIGHT 16193A</p> <p>Position coil under test as shown in below and contact coil with each terminal by adding weight. Polarity marking should be a topside, and polarity marking should be in the direction of the fixture for position of chip coil.</p> |
| 6.2 | Q                               | Q shall meet item 3.                                |  <p>Measuring Method: the endnote<br/>[Electrical Performance: Measuring Method of Inductance/ Q]</p>  |
| 6.3 | DC Resistance                   | DC Resistance shall meet item 3.                    | Measuring Equipment: Digital multi meter   |
| 6.4 | Self Resonant Frequency (S.R.F) | S.R.F shall meet item 3.                            | Measuring Equipment:<br>KEYSIGHT 8753C or equivalent   |
| 6.5 | Rated Current                   | Self temperature rise shall be limited to 25°C max. | The rated current is applied.  |

**7. Mechanical Performance**

| No. | Item         | Specification   | Test Method  |
|-----|--------------|---|--|
| 7.1 | Shear Test   | Chip coil shall not be damaged after tested as test method. | <p>Substrate: Glass-epoxy substrate</p>  <p>Force: 5N<br/>Hold Duration: 5s±1s<br/>Applied Direction: Parallel to PCB</p>  |
| 7.2 | Bending Test | Chip coil shall not be damaged after tested as test method. | <p>Substrate: Glass-epoxy substrate (100mm × 40mm × 0.8mm)</p> <p>Speed of Applying Force: 1mm / s<br/>Deflection: 2mm<br/>Hold Duration: 30s</p>    |

| No. | Item                         | Specification  | Test Method   |
|-----|------------------------------|--|---|
| 7.3 | Vibration                    | Appearance: No damage<br>Inductance Change: within $\pm 10\%$                            | Oscillation Frequency:<br>10Hz to 55Hz to 10Hz for 1 min<br>Total Amplitude: 1.5mm<br>Testing Time: A period of 2 hours in each of 3 mutually perpendicular directions.   |
| 7.4 | Solderability                | The wetting area of the electrode shall be at least 90% covered with new solder coating. | Flux: Ethanol solution of rosin 25(wt)%<br>(Immersed for 5s to 10s)<br>Solder: Sn-3.0Ag-0.5Cu<br>Pre-Heating: $150^{\circ}\text{C} \pm 10^{\circ}\text{C}$ / 60s to 90s<br>Solder Temperature: $240^{\circ}\text{C} \pm 5^{\circ}\text{C}$<br>Immersion Time: $3\text{s} \pm 1\text{s}$   |
| 7.5 | Resistance to Soldering Heat | Appearance: No damage<br>Inductance Change: within $\pm 10\%$                            | Flux: Ethanol solution of rosin 25(wt)%<br>(Immersed for 5s to 10s)<br>Solder: Sn-3.0Ag-0.5Cu<br>Pre-Heating: $150^{\circ}\text{C} \pm 10^{\circ}\text{C}$ / 1 min to 2 min<br>Solder Temperature: $270^{\circ}\text{C} \pm 5^{\circ}\text{C}$<br>Immersion Time: $10\text{s} \pm 1\text{s}$<br>Then measured after exposure in the room condition for $24\text{h} \pm 2\text{h}$ . |

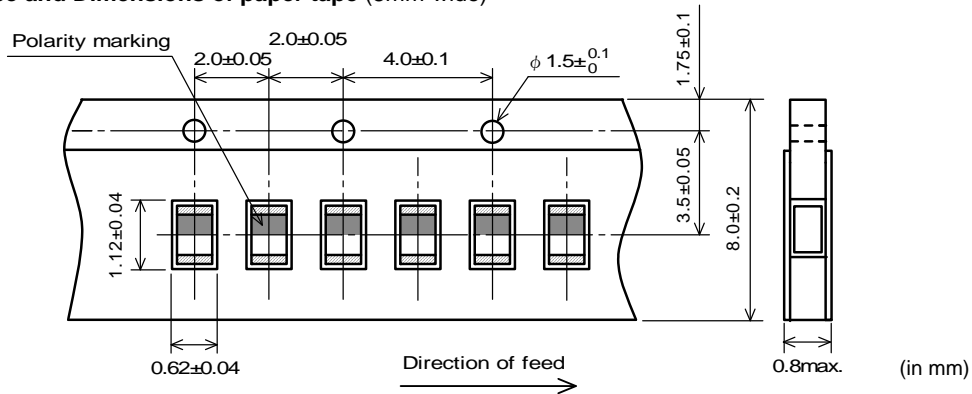
**8. Environmental Performance**

It shall be soldered on the substrate.

| No. | Item              | Specification   | Test Method  |
|-----|-------------------|---|--|
| 8.1 | Humidity          | Appearance: No damage<br>Inductance Change: within $\pm 10\%$ | Temperature: $40^{\circ}\text{C} \pm 2^{\circ}\text{C}$<br>Humidity: 90%(RH) to 95%(RH)<br>Time: 1000h (+48h, -0h)<br>Then measured after exposure in the room condition for $24\text{h} \pm 2\text{h}$ .  |
| 8.2 | Heat Life         |   | Temperature: $125^{\circ}\text{C} \pm 2^{\circ}\text{C}$<br>Current: Rated Current (See the 3.)<br>Time: 1000h (+48h, -0h)<br>Then measured after exposure in the room condition for $24\text{h} \pm 2\text{h}$ .  |
| 8.3 | Humidity Load     |   | Temperature: $40^{\circ}\text{C} \pm 2^{\circ}\text{C}$<br>Humidity: 90%(RH) to 95%(RH)<br>Current: Rated Current (See the 3.)<br>Time: 1000h (+48h, -0h)<br>Then measured after exposure in the room condition for $24\text{h} \pm 2\text{h}$ .   |
| 8.4 | Temperature Cycle |   | 1 cycle:<br>1 step: $-55^{\circ}\text{C}$ ( $+0^{\circ}\text{C}$ , $-3^{\circ}\text{C}$ ) / 30 min $\pm 3$ min<br>2 step: Ordinary temp. / 2 min to 3 min<br>3 step: $+125^{\circ}\text{C}$ ( $+3^{\circ}\text{C}$ , $-0^{\circ}\text{C}$ ) / 30 min $\pm 3$ min<br>4 step: Ordinary temp. / 2 min to 3 min<br>Total of 10 cycles<br>Then measured after exposure in the room condition for $24\text{h} \pm 2\text{h}$ . |

**9. Specification of Packaging**

**9.1 Appearance and Dimensions of paper tape (8mm-wide)**



**9.2 Specification of Taping**

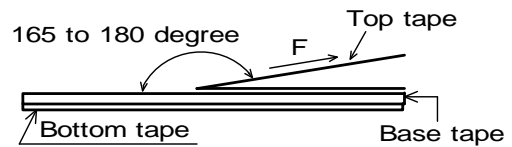
- (1) Packing quantity (standard quantity)  
10,000 pcs. / reel
- (2) Packing Method  
Products shall be packed in the cavity of the base tape and sealed by top tape and bottom tape.
- (3) Sprocket hole  
The sprocket holes are to the right as the tape is pulled toward the user.
- (4) Spliced point  
Base tape and Top tape has no spliced point.
- (5) Missing components number  
Missing components number within 0.1 % of the number per reel or 1 pc., whichever is greater, and are not continuous. The Specified quantity per reel is kept.

**9.3 Pull Strength**

|             |         |
|-------------|---------|
| Top tape    | 5N min. |
| Bottom tape |         |

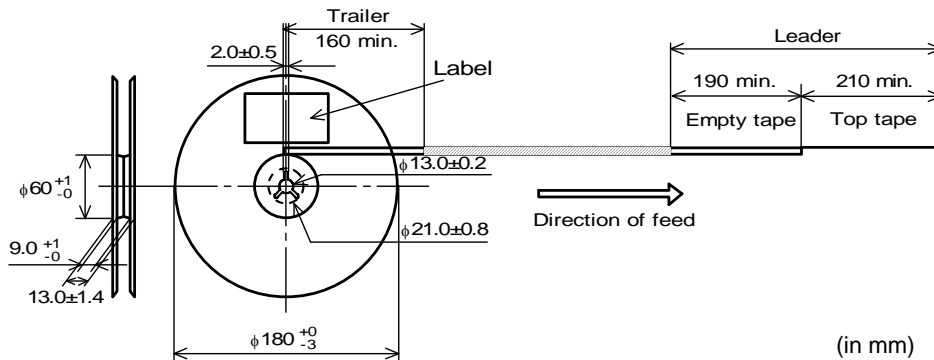
**9.4 Peeling off force of cover tape**

|                      |  |
|----------------------|--|
| Speed of Peeling off | 300mm / min                                |
| Peeling off force    | 0.1N to 0.6N<br>(minimum value is typical) |



**9.5 Dimensions of Leader-tape, Trailer and Reel**

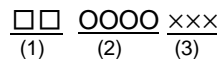
There shall be leader-tape ( top tape and empty tape ) and trailer-tape ( empty tape ) as follows.



**9.6 Marking for reel**

Customer part number, MURATA part number, Inspection number (\*1), RoHS marking (\*2), Quantity etc ...

\*1) <Expression of Inspection No.>



(1) Factory Code

(2) Date

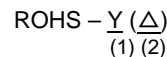
First digit : Year / Last digit of year

Second digit : Month / Jan. to Sep. → 1 to 9, Oct. to Dec. → O, N, D

Third, Fourth digit : Day

(3) Serial No.

\*2) <Expression of RoHS marking >



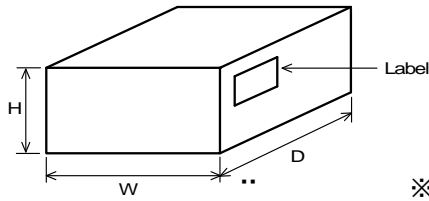
(1) RoHS regulation conformity parts.

(2) MURATA classification number

**9.7 Marking for Outside package (corrugated paper box)**

Customer name, Purchasing order number, Customer part number, MURATA part number, RoHS marking (\*2), Quantity, etc ...

**9.8. Specification of Outer Case**



| Outer Case Dimensions (mm) |     |    | Standard Reel Quantity in Outer Case (Reel) |
|----------------------------|-----|----|---|
| W                          | D   | H  |   |
| 186                        | 186 | 93 | 5   |

※ Above Outer Case size is typical. It depends on a quantity of an order.

**10. ⚠ Caution**

**Limitation of Applications**

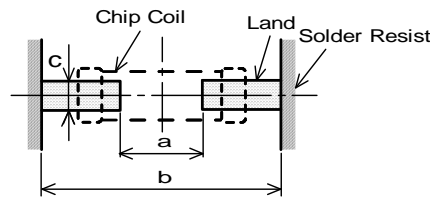
Please contact us before using our products for the applications listed below which require especially high reliability for the prevention of defects which might directly cause damage to the third party's life, body or property.

- |                                   |  |
|-----------------------------------|--|
| (1) Aircraft equipment            | (6) Transportation equipment (vehicles, trains, ships, etc.)   |
| (2) Aerospace equipment           | (7) Traffic signal equipment   |
| (3) Undersea equipment            | (8) Disaster prevention / crime prevention equipment   |
| (4) Power plant control equipment | (9) Data-processing equipment  |
| (5) Medical equipment             | (10) Applications of similar complexity and /or reliability requirements to the applications listed in the above |

**11. Notice**

Products can only be soldered with reflow.  
 This product is designed for solder mounting.  
 Please consult us in advance for applying other mounting method such as conductive adhesive.

**11.1 Land pattern designing**



|   |            |
|---|------------|
| a | 0.4        |
| b | 1.4 to 1.5 |
| c | 0.5 to 0.6 |

(in mm)

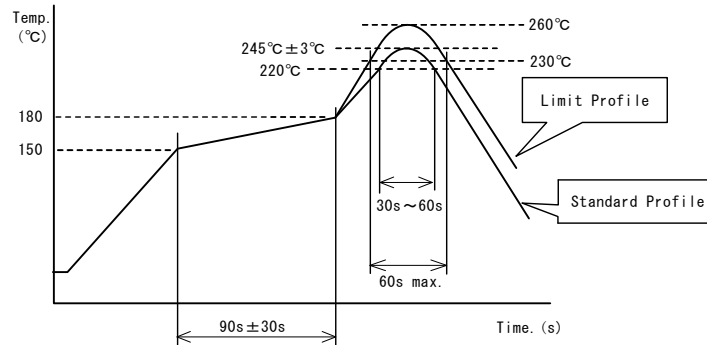
**11.2 Flux, Solder**

- Use rosin-based flux.
- Don't use highly acidic flux with halide content exceeding 0.2(wt)% (chlorine conversion value).
- Don't use water-soluble flux.
- Use Sn-3.0Ag-0.5Cu solder.
- Standard thickness of solder paste : 100 μm to 150 μm.

**11.3 Reflow soldering conditions**

- Inductance value may be changed a little due to the amount of solder.  
So, the chip coil shall be soldered by reflow so that the solder volume can be controlled.
- Pre-heating should be in such a way that the temperature difference between solder and product surface is limited to 150°C max. Cooling into solvent after soldering also should be in such a way that the temperature difference is limited to 100°C max.  
Insufficient pre-heating may cause cracks on the product, resulting in the deterioration of products quality.
- Standard soldering profile and the limit soldering profile is as follows.  
The excessive limit soldering conditions may cause leaching of the electrode and/or resulting in the deterioration of product quality.

• Reflow soldering profile



|                  | Standard Profile     | Limit Profile         |
|------------------|----------------------|-----------------------|
| Pre-heating      | 150°C~180°C, 90s±30s |                       |
| Heating          | above 220°C, 30s~60s | above 230°C, 60s max. |
| Peak temperature | 245°C±3°C            | 260°C, 10s            |
| Cycle of reflow  | 2 times              | 2 times               |

**11.4 Reworking with soldering iron**

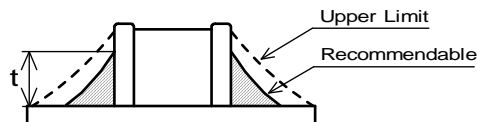
The following conditions must be strictly followed when using a soldering iron.

|                       |              |
|-----------------------|--------------|
| Pre-heating           | 150°C, 1 min |
| Tip temperature       | 350°C max.   |
| Soldering iron output | 80W max.     |
| Tip diameter          | φ3mm max.    |
| Soldering time        | 3(+1, -0)s   |
| Time                  | 2 times      |

Note : Do not directly touch the products with the tip of the soldering iron in order to prevent the crack on the products due to the thermal shock.

**11.5 Solder Volume**

- Solder shall be used not to be exceed the upper limits as shown below.
- Accordingly increasing the solder volume, the mechanical stress to Chip is also increased.  
Exceeding solder volume may cause the failure of mechanical or electrical performance.



$$1/3T \leq t \leq T$$

T : thickness of product

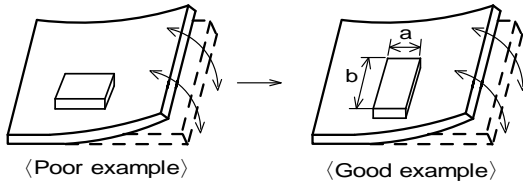


**11.6 Product's location**

The following shall be considered when designing and laying out P.C.B.'s.

- (1) P.C.B. shall be designed so that products are not subject to the mechanical stress due to warping the board.

[Products direction]



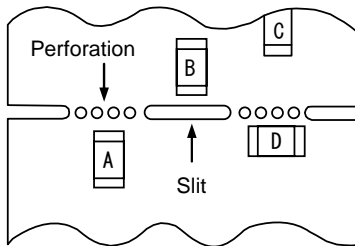
Products shall be located in the sideways direction (Length:a<b) to the mechanical stress.

- (2) Components location on P.C.B. separation.

It is effective to implement the following measures, to reduce stress in separating the board.

It is best to implement all of the following three measures; however, implement as many measures as possible to reduce stress.

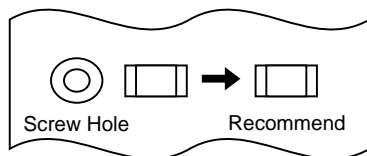
| Contents of Measures   | Stress Level |
|--|--------------|
| (1) Turn the mounting direction of the component parallel to the board separation surface. | A > D *1     |
| (2) Add slits in the board separation part.  | A > B        |
| (3) Keep the mounting position of the component away from the board separation surface.    | A > C        |



\*1 A > D is valid when stress is added vertically to the perforation as with Hand Separation. If a Cutting Disc is used, stress will be diagonal to the PCB, therefore A > D is invalid.

- (3) Mounting Components Near Screw Holes

When a component is mounted near a screw hole, it may be affected by the board deflection that occurs during the tightening of the screw. Mount the component in a position as far away from the screw holes as possible.



**11.7 Cleaning Conditions**

Products shall be cleaned on the following conditions.

- (1) Cleaning temperature shall be limited to 60°C max. (40°C max for IPA.)
- (2) Ultrasonic cleaning shall comply with the following conditions with avoiding the resonance phenomenon at the mounted products and P.C.B.  
 Power : 20 W / l max.      Frequency : 28kHz to 40kHz      Time : 5 min max.
- (3) Cleaner
  - 1. Alcohol type cleaner  
Isopropyl alcohol (IPA)
  - 2. Aqueous agent  
PINE ALPHA ST-100S
- (4) There shall be no residual flux and residual cleaner after cleaning. In the case of using aqueous agent, products shall be dried completely after rinse with de-ionized water in order to remove the cleaner.
- (5) Other cleaning    Please contact us.

### 11.8 Resin coating

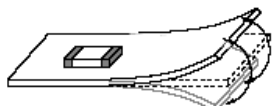
The inductance value may change and/or it may affect on the product's performance due to high cure-stress of resin to be used for coating/molding products. So please pay your careful attention when you select resin. In prior to use, please make the reliability evaluation with the product mounted in your application set.

### 11.9 Handling of a substrate

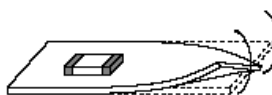
After mounting products on a substrate, do not apply any stress to the product caused by bending or twisting to the substrate when cropping the substrate, inserting and removing a connector from the substrate or tightening screw to the substrate.

Excessive mechanical stress may cause cracking in the product.

Bending



Twisting



### 11.10 Storage and Handling Requirements

#### (1) Storage period

Use the products within 6 months after delivered.

Solderability should be checked if this period is exceeded.

#### (2) Storage conditions

•Products should be stored in the warehouse on the following conditions.

Temperature : -10°C to 40°C

Humidity : 15% to 85% relative humidity No rapid change on temperature and humidity

Don't keep products in corrosive gases such as sulfur, chlorine gas or acid, or it may cause oxidization of electrode, resulting in poor solderability.

•Products should be stored on the palette for the prevention of the influence from humidity, dust and so on.

•Products should be stored in the warehouse without heat shock, vibration, direct sunlight and so on.

•Products should be stored under the airtight packaged condition.

#### (3) Handling Condition

Care should be taken when transporting or handling product to avoid excessive vibration or mechanical shock.

## 12. ⚠ Note

(1) Please make sure that your product has been evaluated in view of your specifications with our product being mounted to your product.

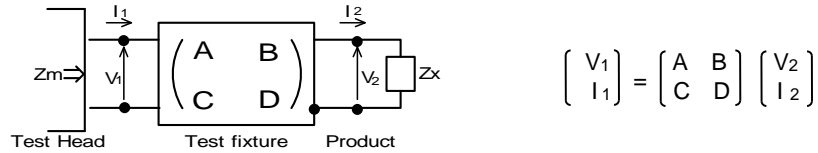
(2) You are requested not to use our product deviating from the reference specifications.

(3) The contents of this reference specification are subject to change without advance notice.

Please approve our product specifications or transact the approval sheet for product specifications before ordering.

<Electrical Performance:Measuring Method of Inductance/Q>

(1) Residual elements and stray elements of test fixture can be described by F-parameter shown in following.



(2) The impedance of chip coil  $Z_x$  and measured value  $Z_m$  can be described by input/output current/voltage.

$$Z_m = \frac{V_1}{I_1} \quad , \quad Z_x = \frac{V_2}{I_2}$$

(3) Thus, the relation between  $Z_x$  and  $Z_m$  is following;

$$Z_x = \alpha \frac{Z_m - \beta}{1 - Z_m \Gamma} \quad \text{where, } \alpha = D / A = 1$$

$$\beta = B / D = Z_{sm} - (1 - Y_{om} Z_{sm}) Z_{ss}$$

$$\Gamma = C / A = Y_{om}$$

$\left\{ \begin{array}{l} Z_{sm}: \text{measured impedance of short chip} \\ Z_{ss}: \text{residual impedance of short chip (0nH)} \\ Y_{om}: \text{measured admittance when opening the fixture} \end{array} \right\}$

(4)  $L_x$  and  $Q_x$  shall be calculated with the following equation.

$$L_x = \frac{\text{Im}(Z_x)}{2\pi f} \quad , \quad Q_x = \frac{\text{Im}(Z_x)}{\text{Re}(Z_x)} \quad \begin{array}{l} L_x : \text{Inductance of chip coil} \\ Q_x : \text{Q of chip coil} \\ f : \text{Measuring frequency} \end{array}$$