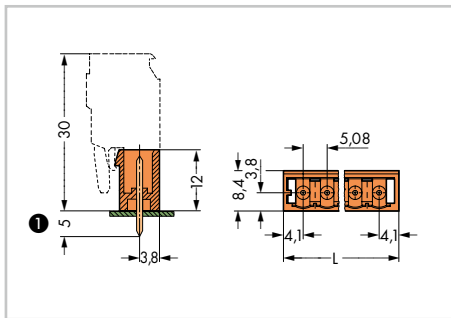

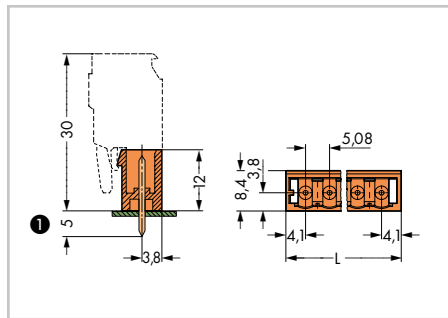


Male Headers with Solder Pins MCS MIDI Classic

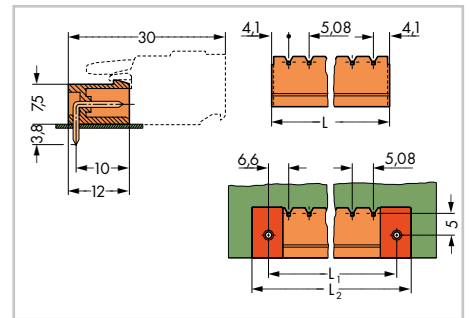
With 1 x 1 mm straight solder pins Pin spacing: 5.08 mm / 0.197 in.		With 1.2 x 1.2 mm straight solder pins Pin spacing: 5.08 mm / 0.2 in.		With 1 x 1 mm angled solder pins Pin spacing: 5.08 mm / 0.2 in.	
320 V/4 kV/2 12 A	300 V/10 A	320 V/4 kV/2 16 A	300 V/15 A	320 V/4 kV/2 12 A	300 V/10 A



$L = (\text{pole no.} - 1) \times \text{pin spacing} + 8.2 \text{ mm}$



$L = (\text{pole no.} - 1) \times \text{pin spacing} + 8.2 \text{ mm}$



$L = (\text{pole no.} - 1) \times \text{pin spacing} + 8.2 \text{ mm}$
 $L_1 = L + 5 \text{ mm}$
 $L_2 = L_1 + 7.4 \text{ mm}$

Pole No.	Item No.	Pack. Unit	Pole No.	Item No.	Pack. Unit	Pole No.	Item No.	Pack. Unit
Male header with 1 x 1 mm straight solder pins, orange			Male header with 1.2 x 1.2 mm straight solder pins, orange			Male header with 1 x 1 mm angled solder pins, orange		
2	231-332/001-000	200	2	231-362/001-000	200	2	231-532/001-000	200
3	231-333/001-000	200	3	231-363/001-000	200	3	231-533/001-000	200
4	231-334/001-000	200	4	231-364/001-000	200	4	231-534/001-000	200
5	231-335/001-000	200	5	231-365/001-000	200	5	231-535/001-000	200
6	231-336/001-000	100	6	231-366/001-000	100	6	231-536/001-000	100
7	231-337/001-000	100	7	231-367/001-000	100	7	231-537/001-000	100
8	231-338/001-000	100	8	231-368/001-000	100	8	231-538/001-000	100
9	231-339/001-000	100	9	231-369/001-000	100	9	231-539/001-000	100
10	231-340/001-000	100	10	231-370/001-000	100	10	231-540/001-000	100
11	231-341/001-000	100	11	231-371/001-000	100	11	231-541/001-000	100
12	231-342/001-000	100	12	231-372/001-000	100	12	231-542/001-000	100
13	231-343/001-000	50	13	231-373/001-000	50	13	231-543/001-000	50
14	231-344/001-000	50	14	231-374/001-000	50	14	231-544/001-000	50
15	231-345/001-000	50	15	231-375/001-000	50	15	231-545/001-000	50
16	231-346/001-000	50	16	231-376/001-000	50	16	231-546/001-000	50
17	231-347/001-000	50	17	231-377/001-000	50	17	231-547/001-000	50
18	231-348/001-000	50	18	231-378/001-000	50	18	231-548/001-000	50
19	231-349/001-000	50	19	231-379/001-000	50	19	231-549/001-000	50
20	231-350/001-000	50	20	231-380/001-000	50	20	231-550/001-000	50
21	231-351/001-000	50	21	231-381/001-000	50	21	231-551/001-000	50
22	231-352/001-000	50	22	231-382/001-000	50	22	231-552/001-000	50
23	231-353/001-000	50	23	231-383/001-000	50	23	231-553/001-000	50
24	231-354/001-000	50	24	231-384/001-000	50	24	231-554/001-000	50

① MCS MIDI male headers with straight solder pins are also available with 3.8 mm pin projection upon request. Replace item no. suffix: .../001-000 with .../046-000.