

# 5x20mm (4) Chip Light Bars

## INDEX

## PRODUCT TREE



**WHIP!**

Image next to part no. indicates cad file.



Indicates an [Opto Express](#) part.

- [Product Table](#)
- [Applications](#)
- [Features](#)
- [Options](#)
- [Order Samples](#)
- [Stock/Price Request](#)
- [Sales and Tech Support](#)
- [Drawings](#)








1. [Product Gallery](#)
2. [LED Displays and Chips on Board Light Bars](#)
3. [Light Bars - LEDs/Chips on Board](#)
4. [5x20mm \(4\) Chip Light Bars](#)

Lumex drawings are in PDF format. If you don't have Adobe Acrobat, click on this icon to

[download a free copy](#)



Lumex Part Nbr.	Emitted Color	Peak (nm)	Epoxy Lens Color	Brightness Typical (mCD)	If (mA)	View Angle	Vf@20mA Typical	Vf@20mA Max.
SSB-LX2350ID <b>WHIP!</b>	Red	635	Red  Dfsd	50	20	160	2.1	2.8
SSB-LX2350IW <b>WHIP!</b>	Red	635	White  Dfsd	50	20	160	2.1	2.8
SSB-LX2450AD <b>WHIP!</b>	Amber	610	Amber  Dfsd	40	20	160	2.1	2.8
SSB-LX2450AW <b>WHIP!</b>	Amber	610	White  Dfsd	40	20	160	2.1	2.8
SSB-LX2450YD <b>WHIP!</b>	Yellow	585	Yellow  Dfsd	40	20	160	2.1	2.8
SSB-LX2450YW <b>WHIP!</b>	Yellow	585	White  Dfsd	40	20	160	2.1	2.8
SSB-LX2550SGD <b>WHIP!</b>	Green	565	Green  Dfsd	50	20	160	2.1	2.8

 SSB-LX2550SGW <b>WHIP!</b>	Green 	565	White Dfsd 	50	20	50	2.1	2.8
SSB-LXB100SRD <b>WHIP!</b>	Red 	660	Red Dfsd 	80	20	160	1.8	2.1
SSB-LXB100SRW <b>WHIP!</b>	Red 	660	White Dfsd 	80	20	160	1.8	2.1

## Applications

[\[top of page\]](#)

- Back Lighting
- Graphics Illumination
- Ladder Indicators
- Logo Illumination

## Features

[\[top of page\]](#)

- Chips On Board Style
- Reflective Case
- Four Colors
- HP Light Bar Compatible
- Low Cross-Talk Case

## Options

[\[top of page\]](#)

- Bi-Color Circuits
- Fixed Voltage Chips
- Graphic Overlays

[Home](#) | [What's New](#) | [Product Gallery](#) | [Product Search](#) | [X-Ref Search Engine](#) | [Tech Notes](#) | [Sales and Tech Support](#) | [Corporate Info](#)

290 East Helen Road Palatine, IL 60067 Telephone: (847) 359-2790 Facsimile: (847) 359-8904 E-mail us at [sales@lumex.com](mailto:sales@lumex.com)

© 1997-2001 Lumex, Inc.