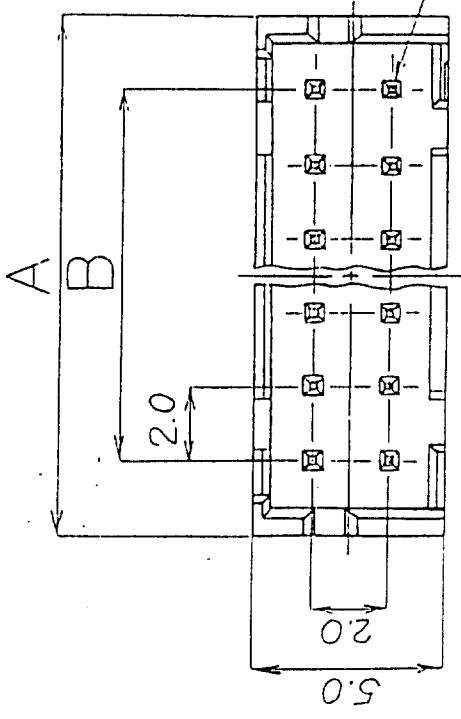
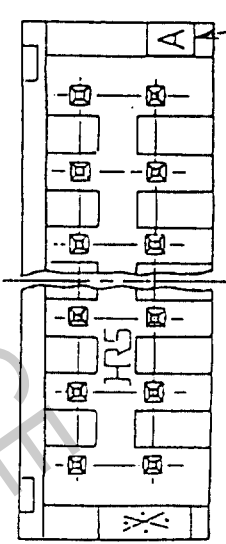
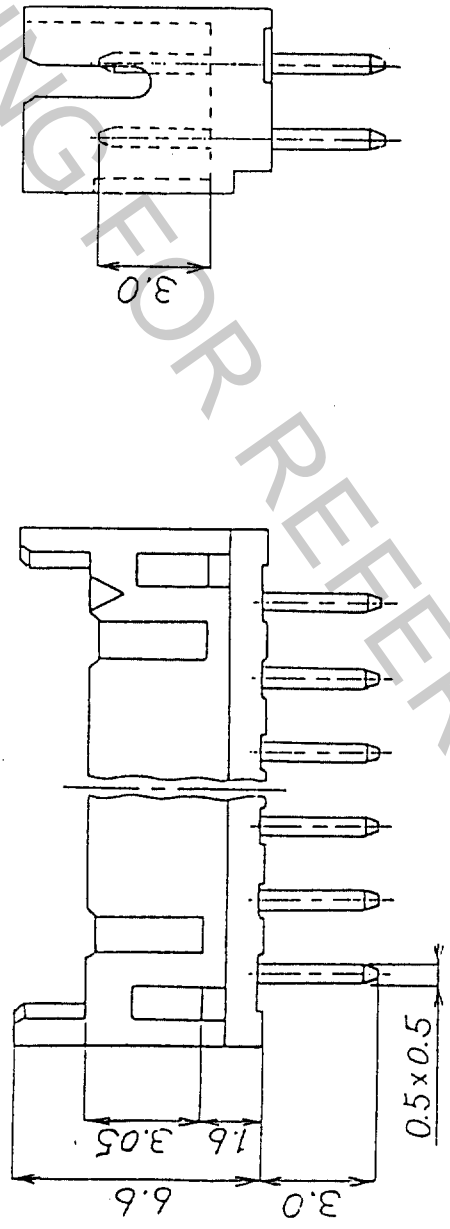


In case that the application demands a high level of reliability, such as automotive, please contact a company representative for further information.



Contact No. 1



Mold CAV No.

No. of Pin	Part. No.	A	B
4	DF11-4DP-2DSA(01)	6.0	2.0
6	DF11-6DP-2DSA(01)	8.0	4.0
8	DF11-8DP-2DSA(01)	10.0	6.0
10	DF11-10DP-2DSA(01)	12.0	8.0
12	DF11-12DP-2DSA(01)	14.0	10.0
14	DF11-14DP-2DSA(01)	16.0	12.0
16	DF11-16DP-2DSA(01)	18.0	14.0
18	DF11-18DP-2DSA(01)	20.0	16.0
20	DF11-20DP-2DSA(01)	22.0	18.0
22	DF11-22DP-2DSA(01)	24.0	20.0
24	DF11-24DP-2DSA(01)	26.0	22.0
26	DF11-26DP-2DSA(01)	28.0	24.0
28	DF11-28DP-2DSA(01)	30.0	26.0
30	DF11-30DP-2DSA(01)	32.0	28.0
32	DF11-32DP-2DSA(01)	34.0	30.0

Notes: The minimum ordering quantity for header is one package(containing 100 pieces).  
 2: Insulator : Nylon resin ,Black  
 Contact Material: Brass  
 Contact Plating : 0.2 μm gold plating

BY	CHKD	DATE	REVISIONS	BY	CHKD	DATE
Δ						
Δ						
Δ						

No.	MATERIAL	FINISH,REMARKS	No.	MATERIAL	FINISH,REMARKS
APPROVED	14 Yamazaki	20.8.29			
REVIEWED					
CHECKED					
DESIGNED	J.Om A	90.8.29			
DRAWN	J.Om A	90.8.29			
DRAWING No.	EDC3-162373-01		UNITS	mm	SCALE
					5:1

ISSUED BY  
 HRS HIROSE ELECTRIC CO., LTD.  
 PART NO.  
 DF11-~~X~~DP-2DSA(01)  
 CODE NO.